



US00D695868S

(12) **United States Design Patent**  
**Larson et al.**

(10) **Patent No.:** **US D695,868 S**  
(45) **Date of Patent:** **\*\* Dec. 17, 2013**

(54) **FIREARM**

(75) Inventors: **Mark Larson**, Colona, IL (US); **Lester Larson, Jr.**, Colona, IL (US)

(73) Assignee: **Rock River Arms, Inc.**, Colona, IL (US)

(\*\*) Term: **14 Years**

(21) Appl. No.: **29/430,321**

(22) Filed: **Aug. 23, 2012**

(51) **LOC (9) Cl.** ..... **22-01**

(52) **U.S. Cl.**  
USPC ..... **D22/108**

(58) **Field of Classification Search**  
USPC ..... D22/103, 108; 42/1.01-1.07, 2, 10-26,  
42/34, 36, 37, DIG. 1; 89/40.06, 41.19,  
89/37.04, 33.04, 191.01, 200-204;  
124/67, 66, 72, 74

See application file for complete search history.

(56) **References Cited**

**U.S. PATENT DOCUMENTS**

4,837,056	A *	6/1989	Easley	.....	427/262
5,615,508	A *	4/1997	Miller et al.	.....	42/71.01
6,895,708	B2 *	5/2005	Kim et al.	.....	42/72
D639,376	S *	6/2011	Ding	.....	D22/108
D641,450	S *	7/2011	Ding	.....	D22/108
8,201,353	B1 *	6/2012	Swan	.....	42/71.01
8,230,634	B1 *	7/2012	Davies et al.	.....	42/75.02
8,276,303	B2 *	10/2012	Kapusta et al.	.....	42/71.01

D685,999	S *	7/2013	Johnson et al.	.....	D5/62
D686,000	S *	7/2013	Johnson et al.	.....	D5/62
2009/0258195	A1 *	10/2009	Lauer	.....	428/195.1
2011/0214327	A1 *	9/2011	Desomma	.....	42/75.02
2012/0117845	A1 *	5/2012	Desomma	.....	42/75.02
2013/0205636	A1 *	8/2013	Shull	.....	42/72

**OTHER PUBLICATIONS**

www.military photos.net/forums/showthread.php?32614-Pictures-of-our-airsoft-rifle/page658 Found: Aug. 29, 2013.\*

\* cited by examiner

*Primary Examiner* — Michael A Pratt

(74) *Attorney, Agent, or Firm* — Banner & Witcoff, Ltd.

(57) **CLAIM**

The ornamental design for a firearm, as shown and described.

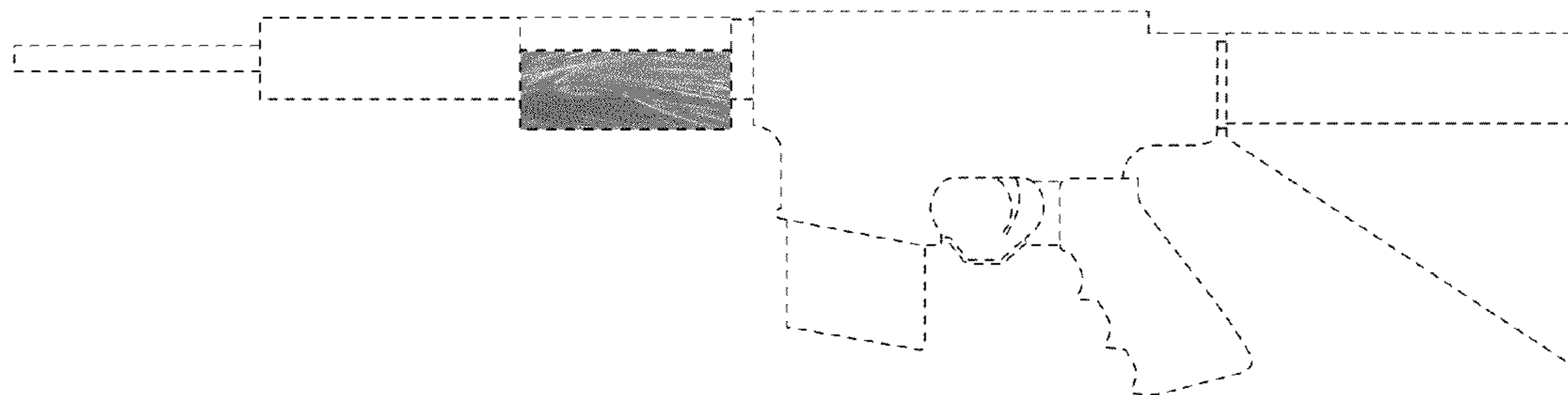
**DESCRIPTION**

FIG. 1 is a front view of a firearm showing our new design; and,

FIG. 2 is a partial enlarged front perspective view showing the claimed area in FIG. 1.

The unclaimed broken lines immediately adjacent to the shaded area represent the boundaries of the design. The broken lines showing the remainder of the firearm are for environmental purposes only and form no part of the claimed design.

**1 Claim, 1 Drawing Sheet**



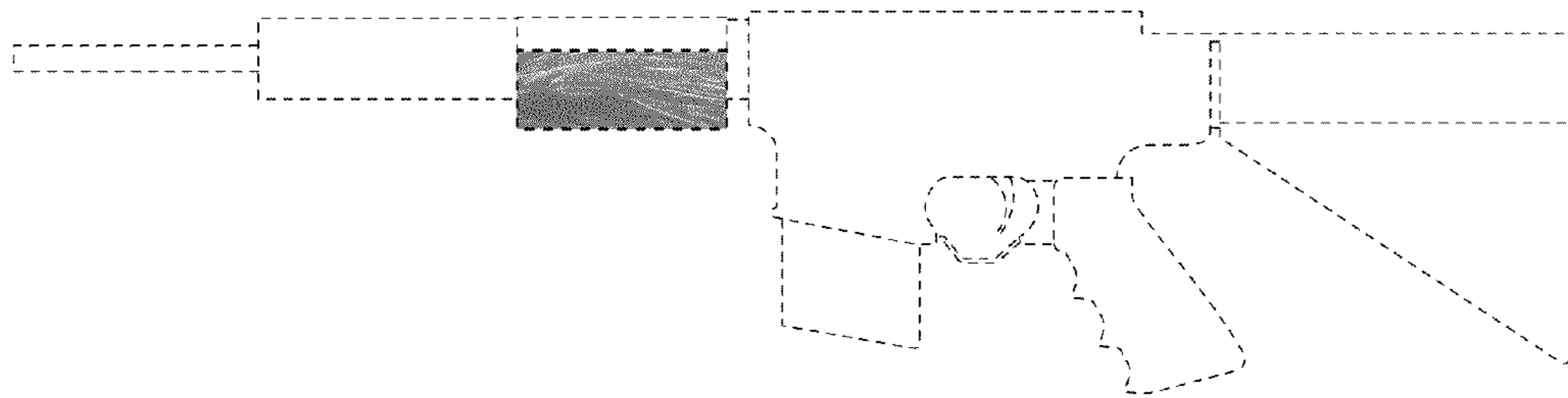


FIG. 1

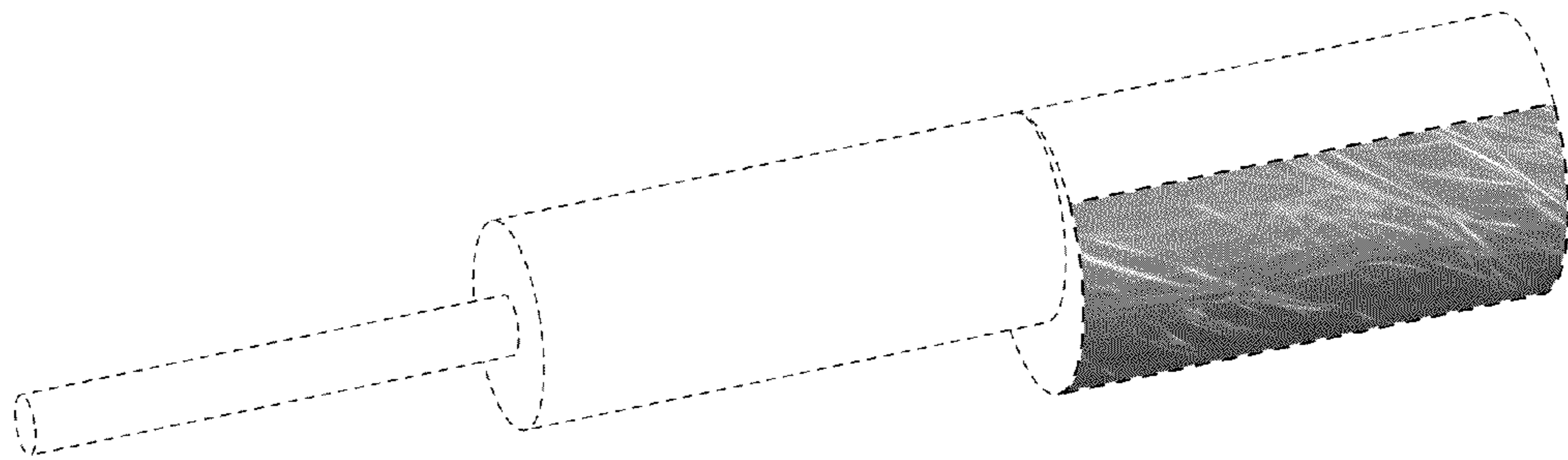


FIG. 2