

US00D695863S

(12) **United States Design Patent**
Pickerill

(10) **Patent No.:** **US D695,863 S**

(45) **Date of Patent:** **** Dec. 17, 2013**

(54) **PUNCHING BAG**

(76) Inventor: **Shane Pickerill**, Thousand Oaks, CA
(US)

(**) Term: **14 Years**

(21) Appl. No.: **29/386,087**

(22) Filed: **Feb. 24, 2011**

(51) **LOC (9) Cl.** **21-02**

(52) **U.S. Cl.**
USPC **D21/787**

(58) **Field of Classification Search**

USPC D21/313, 350, 369, 371, 385, 386, 440,
D21/483, 493, 662, 680, 684, 735, 787, 798,
D21/808, 811, 788; D1/106, 114; D3/211,
D3/238, 248, 271.1; D6/303, 307, 316,
D6/345, 351, 358, 388, 404, 412, 434, 450,
D6/451, 493, 497, 506, 539, 557, 563, 588,
D6/597; D7/506, 515, 539, 544, 551.1,
D7/556, 559, 571, 301-303, 593, 594, 599,
D7/604, 606, 613, 702, 619.2, 623, 625,
D7/710, 628, 634, 636, 639, 654, 675, 689,
D7/699, 389; D8/38, 305, 324, 335, 348,
D8/351, 365; D9/600, 652, 667; D10/6,
D10/33, 54, 106.4; D11/204, 219, 223, 232,
D11/238, 14, 30, 44, 48, 61, 78.1, 81, 95,
D11/99, 116, 131, 133, 149, 157, 168;
D12/400, 190, 191, 197, 199;
D14/435.1, 480.2, 508, 189, 203.2,
D14/207, 232; D15/90; D19/24, 28, 34.3,
D19/42, 53, 82, 94, 97; D17/18; D20/3, 23,
D20/29, 42; D23/367; D24/198, 208;
D26/4, 7, 16, 47, 57, 73, 94, 125, 146,
D26/147, 156; D27/106-112, 148, 165,
D27/177, 178, 182, 188, 192; D28/8.2, 63,
D28/67, 79, 87; D32/43, 62; D99/21, 30,
D99/37; 482/83-90; 473/441-445; 446/5,
446/8-13, 220-226, 228, 486; D18/29

See application file for complete search history.

(56) **References Cited**

U.S. PATENT DOCUMENTS

3,847,277 A * 11/1974 Doner 206/0.84
D244,566 S * 6/1977 Evans et al. D1/114

(Continued)

FOREIGN PATENT DOCUMENTS

CN 301219318 * 5/2010
CN 301410876 * 12/2010
FR 053783-001 * 1/2006

Primary Examiner — Catherine Tuttle

(74) *Attorney, Agent, or Firm* — Foley & Lardner LLP

(57) **CLAIM**

The ornamental design for the punching bag, as shown and described.

DESCRIPTION

A portion of the disclosure of this patent document contains material which is subject to copyright protection. This patent document may show and/or describe matter which is or may become trade dress of the owner. The copyright and trade dress owner has no objection to the facsimile reproduction by anyone of the patent disclosure as it appears in the Patent and Trademark Office patent files or records, but otherwise reserves all copyright and trade dress rights whatsoever.

FIG. 1 is a front perspective view of the punching bag.

FIG. 2 is a front view of the punching bag.

FIG. 3 is a rear view of the punching bag.


FIG. 4 is a left view of the punching bag.

FIG. 5 is a right view of the punching bag.

FIG. 6 is a top view of the punching bag; and,

FIG. 7 is a bottom view of the punching bag.

1 Claim, 7 Drawing Sheets



US D695,863 S

Page 2

(56)

References Cited

U.S. PATENT DOCUMENTS

4,208,048	A *	6/1980	Winterbottom	482/84	D431,677	S *	10/2000	Regensburg	D28/8.2
D257,806	S *	1/1981	Maune	D19/34.3	6,309,327	B1 *	10/2001	Hallberg	482/83
D367,343	S *	2/1996	Wise	D32/42	D462,610	S *	9/2002	Davis	D9/667
D418,645	S *	1/2000	Delborgo, Jr.	D32/43	D469,347	S *	1/2003	Davis	D9/667
						D518,135	S *	3/2006	Paxy		
						D572,422	S *	7/2008	Renn	D32/40
						D617,652	S *	6/2010	Katz et al.	D9/667

* cited by examiner




FIG. 1

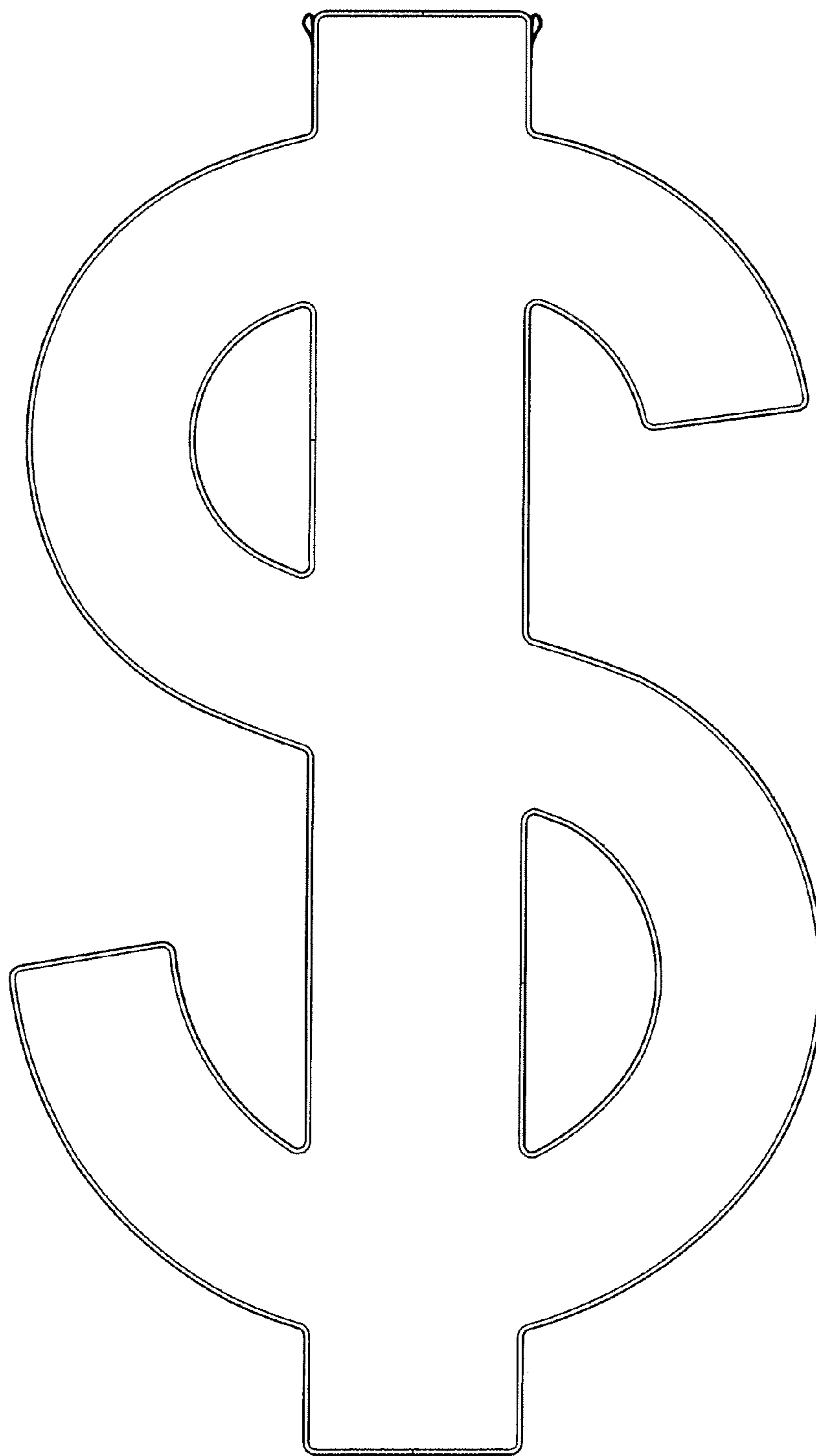


FIG. 2




FIG. 3




FIG. 4




FIG. 5

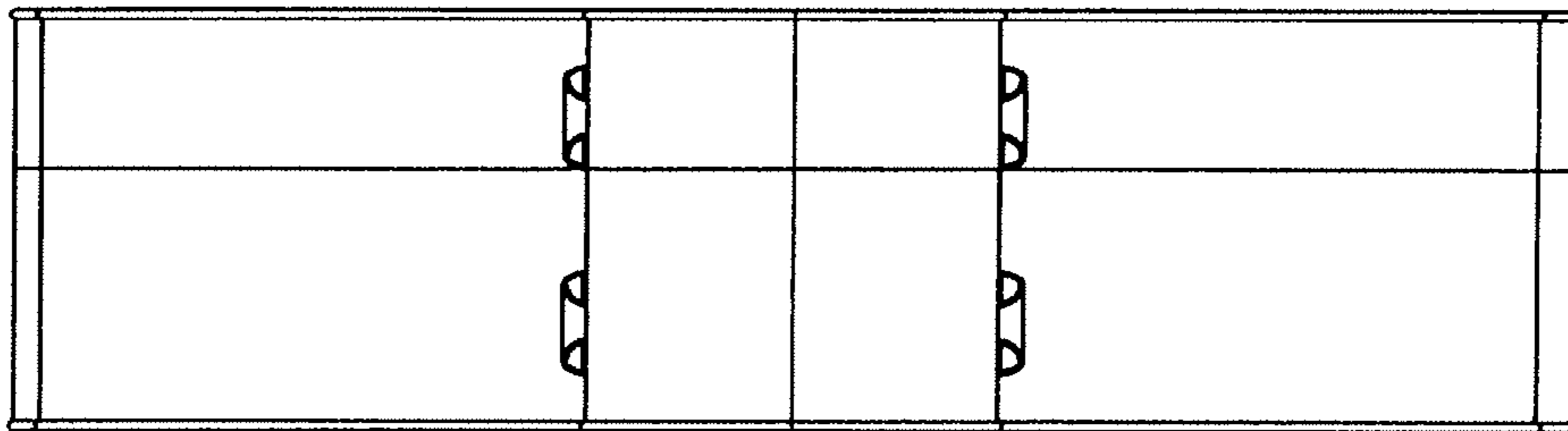


FIG. 6

FIG. 7