

US00D695857S

(12) **United States Design Patent**
Sterios

(10) **Patent No.:** **US D695,857 S**

(45) **Date of Patent:** **** Dec. 17, 2013**

(54) **MULTI-CONTOURED YOGA SUPPORT**

(71) Applicant: **Manduka**, El Segundo, CA (US)

(72) Inventor: **Peter D. Sterios**, San Luis Obispo, CA (US)

(73) Assignee: **Manduka**, El Segundo, CA (US)

(**) Term: **14 Years**

(21) Appl. No.: **29/454,923**

(22) Filed: **May 15, 2013**

Related U.S. Application Data

(62) Division of application No. 29/408,631, filed on Dec. 14, 2011.

(51) **LOC (9) Cl.** **21-02**

(52) **U.S. Cl.**
USPC **D21/686**

(58) **Field of Classification Search**

USPC D21/484, 492, 497, 500, 503-506, 662, D21/677-681, 684, 686, 694, 797, 798, D21/814; 482/23, 35, 77, 92-94, 97-111, 482/114-115, 139, 140, 142; D19/10; D6/349, 596, 601; D30/160; D24/183, D24/190, 191, 200, 211; 446/221, 223; D29/100, 120.1

See application file for complete search history.

(56) **References Cited**

U.S. PATENT DOCUMENTS

2,659,418 A * 11/1953 Berman 267/145
D273,915 S * 5/1984 Pike D6/349
4,744,351 A * 5/1988 Grundei et al. 602/19
5,755,647 A * 5/1998 Watnik 482/121
D426,097 S * 6/2000 Bortolotto et al. D6/604

6,513,179 B1 * 2/2003 Pan 5/636
D480,121 S * 9/2003 Lee D21/694
6,811,223 B2 * 11/2004 Ito 297/408
D506,800 S * 6/2005 Auberger D21/814
D526,369 S * 8/2006 Van Straaten D21/686
D545,444 S * 6/2007 Cianfrani et al. D24/200
D569,161 S * 5/2008 Gaddy D6/601
D573,661 S * 7/2008 Golad D21/386
D578,805 S * 10/2008 Diekman D6/482
D581,713 S * 12/2008 Berke D6/601
D594,512 S * 6/2009 Richards et al. D21/484
D631,226 S * 1/2011 Bearson et al. D1/129
8,167,777 B2 * 5/2012 Nichols 482/23
D683,801 S * 6/2013 Kalina D21/662

* cited by examiner

Primary Examiner — Susan E Krakower

(74) *Attorney, Agent, or Firm* — Law Office of Andrew B. Chen

(57) **CLAIM**

The ornamental design for a multi-contoured yoga support, as shown and described.

DESCRIPTION

FIG. 1 is a perspective view of a multi-contoured yoga support;
FIG. 2 is a front view of the multi-contoured yoga support of FIG. 1;
FIG. 3 is a back view of the multi-contoured yoga support of FIG. 1;
FIG. 4 is a left side view of the multi-contoured yoga support taken from FIG. 1;
FIG. 5 is a right side view of the multi-contoured yoga support taken from FIG. 1;
FIG. 6 is a bottom view of the multi-contoured yoga support of FIG. 1; and,
FIG. 7 is a top view of the multi-contoured yoga support of FIG. 1.

1 Claim, 2 Drawing Sheets

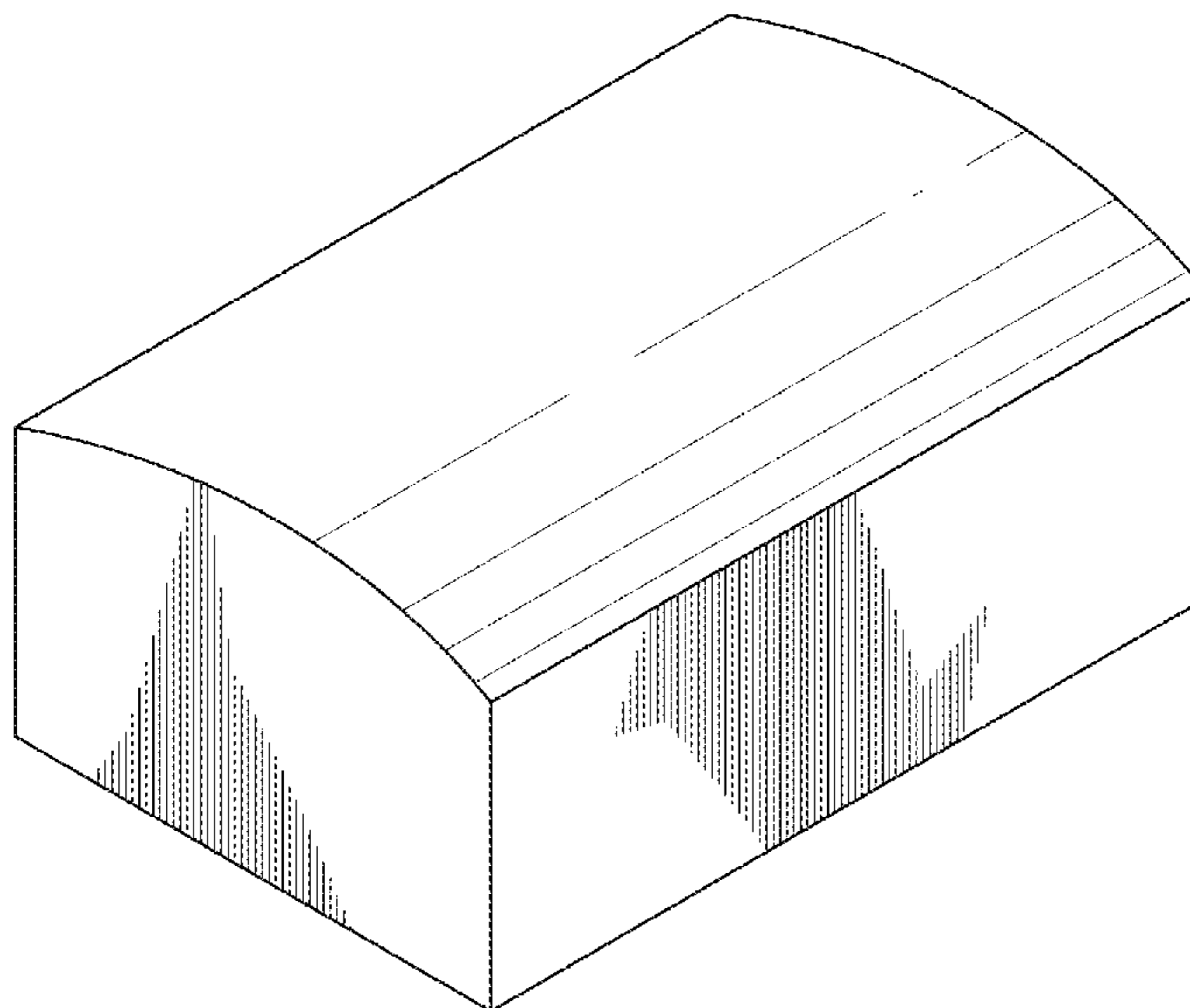


FIG. 1

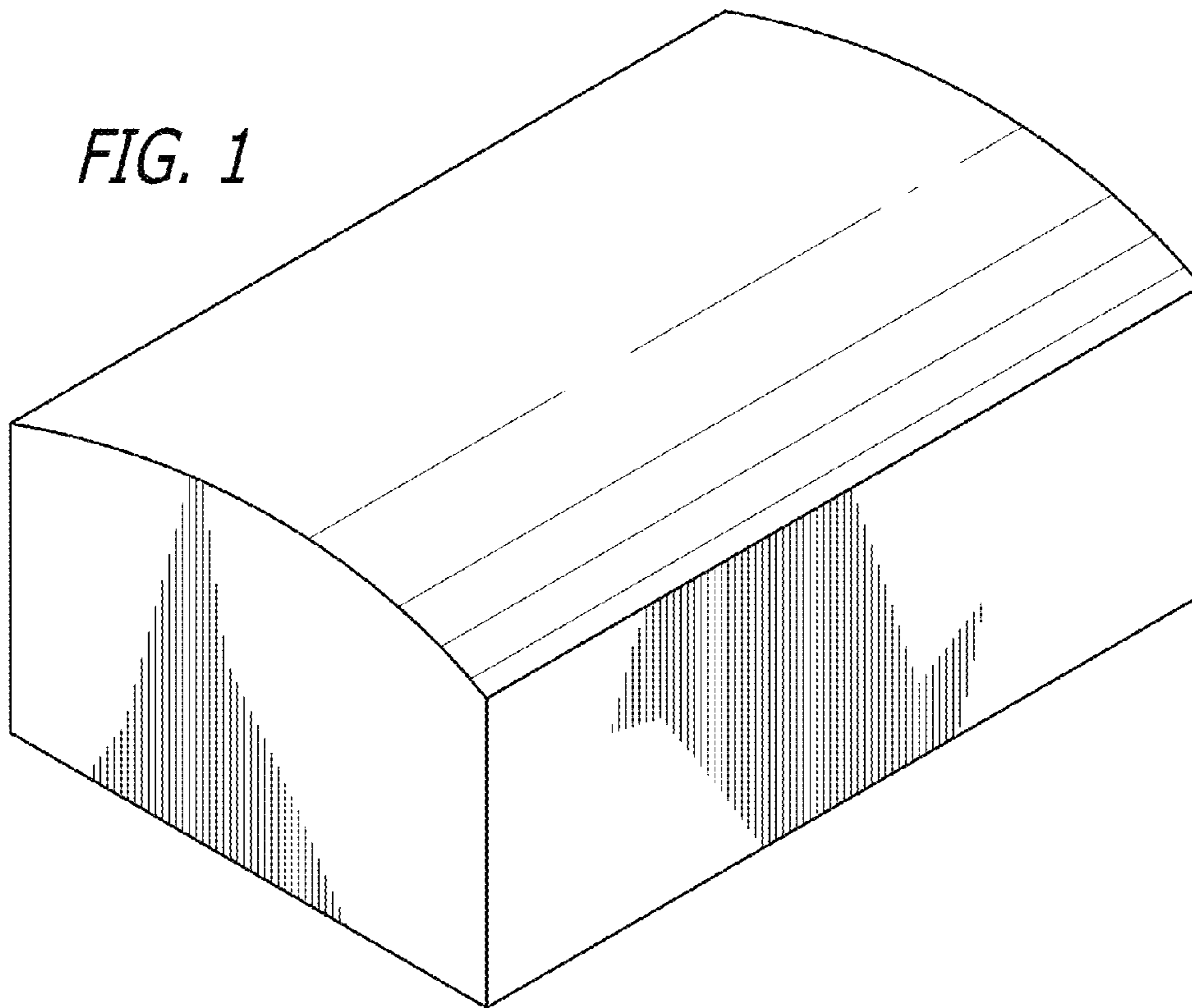


FIG. 2

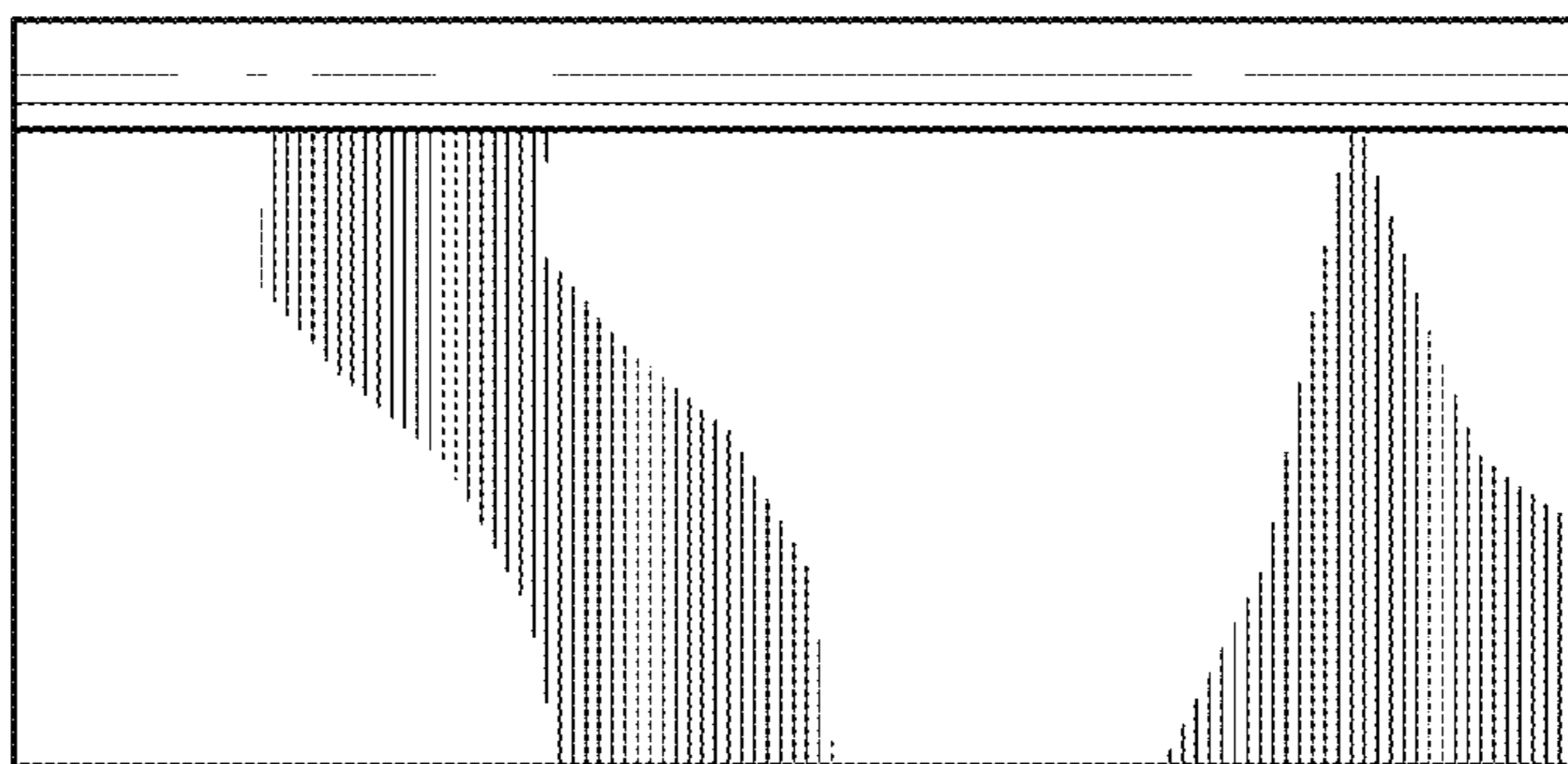



FIG. 3



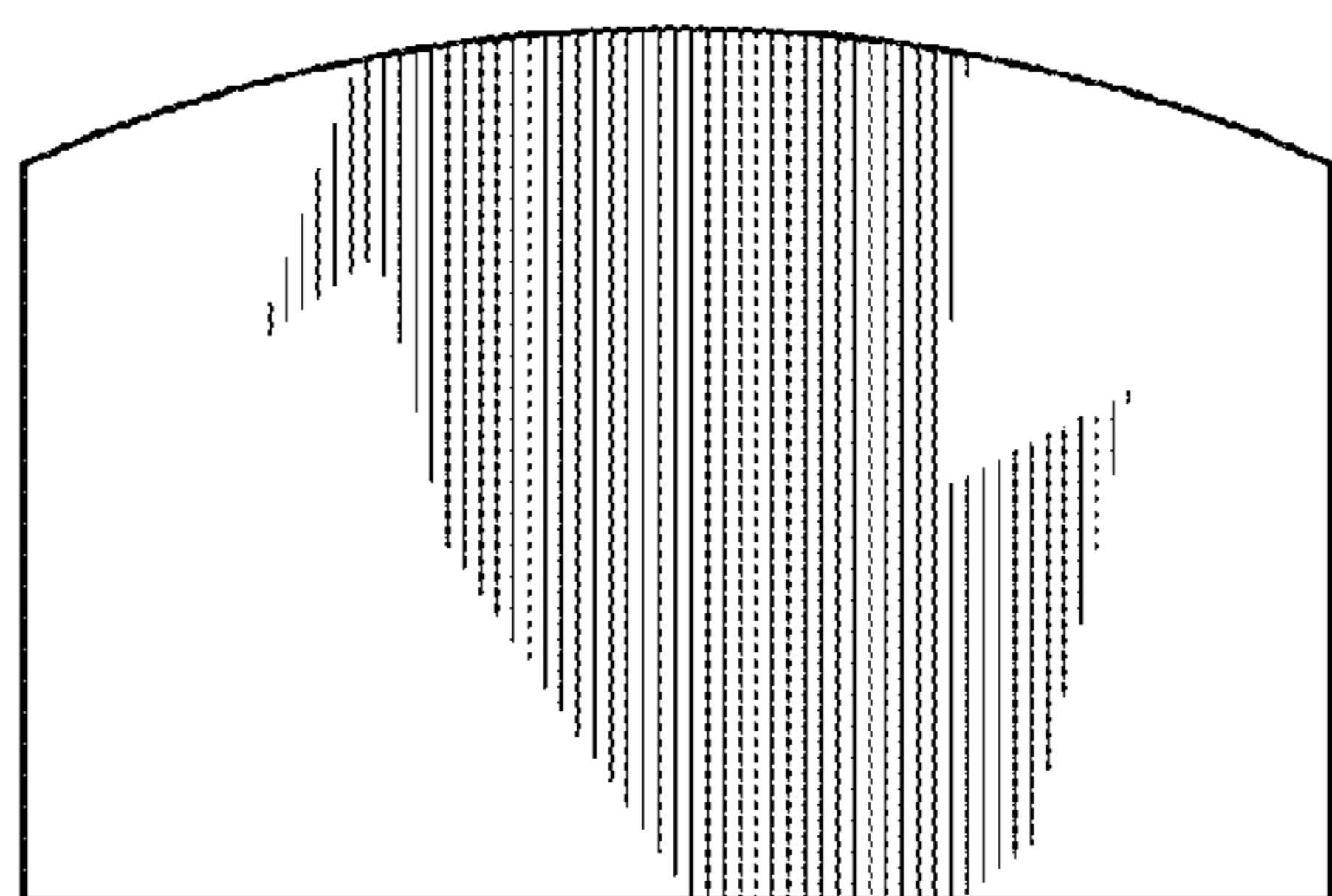


FIG. 4

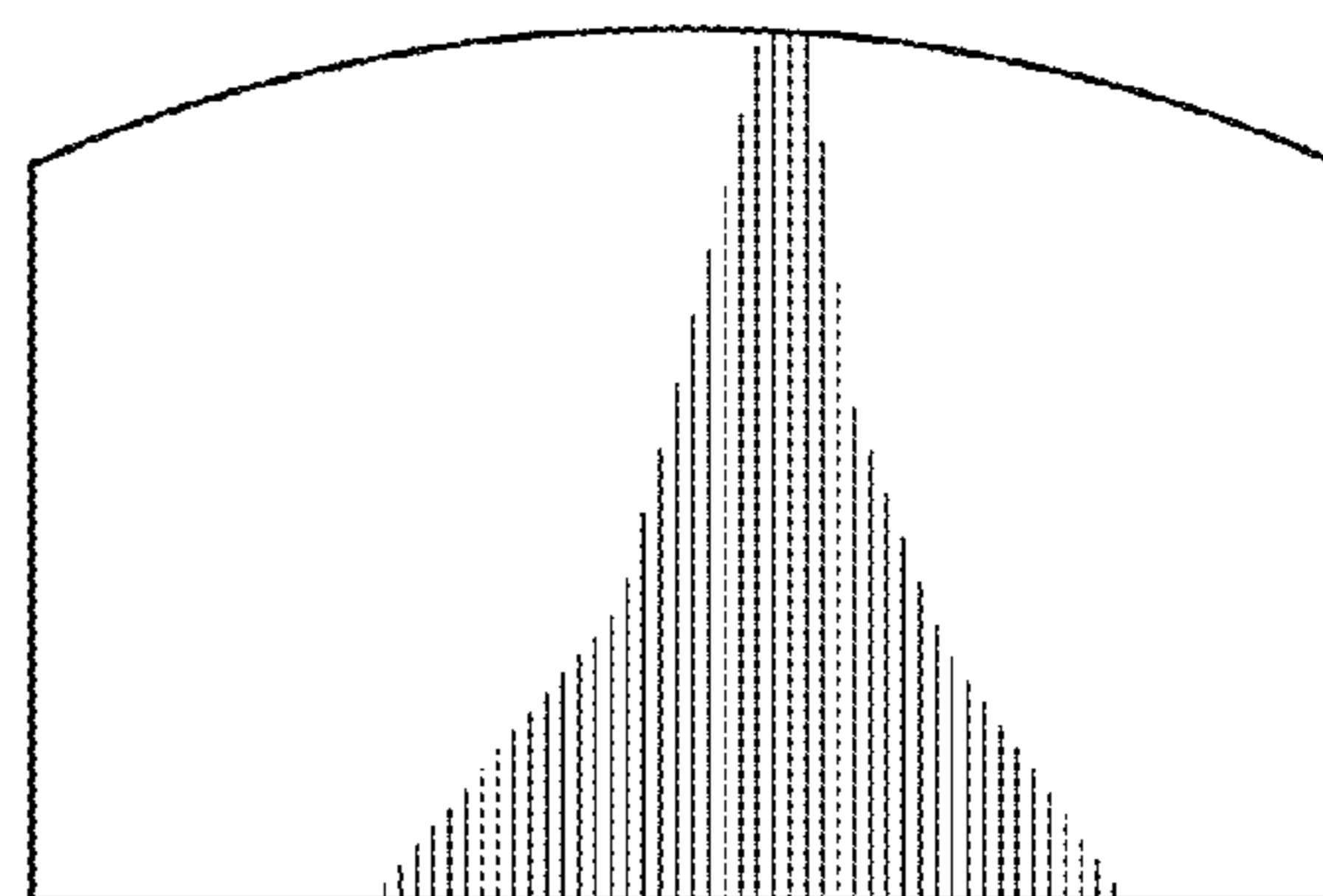


FIG. 5

FIG. 6




FIG. 7

