



US00D695856S

(12) **United States Design Patent**
Jacobs et al.

(10) **Patent No.:** **US D695,856 S**
(45) **Date of Patent:** **** Dec. 17, 2013**

(54) **EXERCISE TRAINING DEVICE**
(75) Inventors: **Terry G. Jacobs**, Moses Lake, WA (US);
David Littrell, Mukilteo, WA (US)

(73) Assignee: **React Fitness Holdings, LLC**, Kirkland,
WA (US)

(**) Term: **14 Years**

(21) Appl. No.: **29/426,460**

(22) Filed: **Jul. 5, 2012**

(51) **LOC (9) Cl.** **21-02**

(52) **U.S. Cl.**
USPC **D21/686**; D21/668

(58) **Field of Classification Search**
USPC D21/662, 668, 669, 670, 671, 685, 686,
D21/688, 689, 694; D24/200, 215; 601/23,
601/29, 46, 49, 51, 66, 70, 90; 482/27, 51,
482/54, 70, 71, 78, 130, 145-147, 91;
280/205, 207; 119/700; D30/160
See application file for complete search history.

(56) **References Cited**

U.S. PATENT DOCUMENTS

4,548,405	A *	10/1985	Lee et al.	482/54
4,643,418	A *	2/1987	Bart	482/5
D289,668	S *	5/1987	Gremonprez et al.	D21/669
D299,258	S *	1/1989	De Lorenzo	D21/669
D303,414	S *	9/1989	Armstrong et al.	D21/669

D413,366	S *	8/1999	Husted et al.	D21/668
6,508,746	B1	1/2003	Jacobs et al.		
6,520,891	B1 *	2/2003	Stephens, Jr.	482/54
D494,645	S *	8/2004	Otomi et al.	D21/662
D520,083	S *	5/2006	Lu	D21/685
7,462,139	B2 *	12/2008	Stafiej et al.	482/70
7,585,254	B1 *	9/2009	Vittone et al.	482/54
D624,613	S	9/2010	Hsiung		
7,803,089	B2 *	9/2010	Roimicher et al.	482/51
8,075,453	B1 *	12/2011	Wilkinson	482/51
2003/0119633	A1	6/2003	Jacobs et al.		
2010/0197469	A1	8/2010	Wilkens et al.		

* cited by examiner

Primary Examiner — Susan E Krakower

(74) *Attorney, Agent, or Firm* — Richard C. Litman

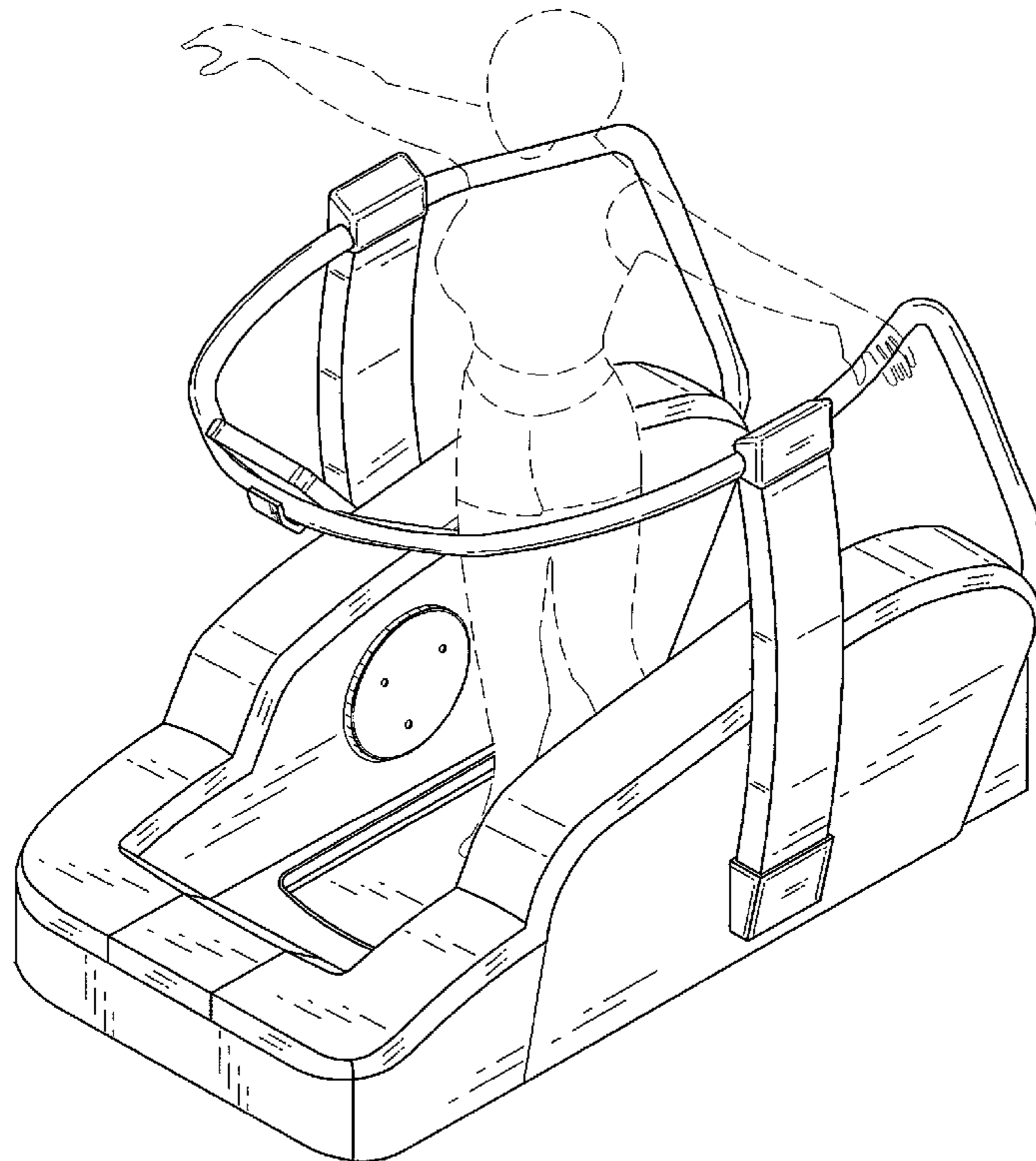
(57) **CLAIM**

The ornamental design for an exercise training device, as shown and described.

DESCRIPTION

FIG. 1 is a perspective view of an exercise training device showing our new design;
FIG. 2 is a front elevational view thereof;
FIG. 3 is a rear elevational view thereof;
FIG. 4 is a right side elevational view with the left side being a mirror image thereof; and,
FIG. 5 is a top plan view thereof.
The broken lines showing a human figure in FIG. 1 illustrates environmental structure and forms no part of the claimed design.

1 Claim, 5 Drawing Sheets



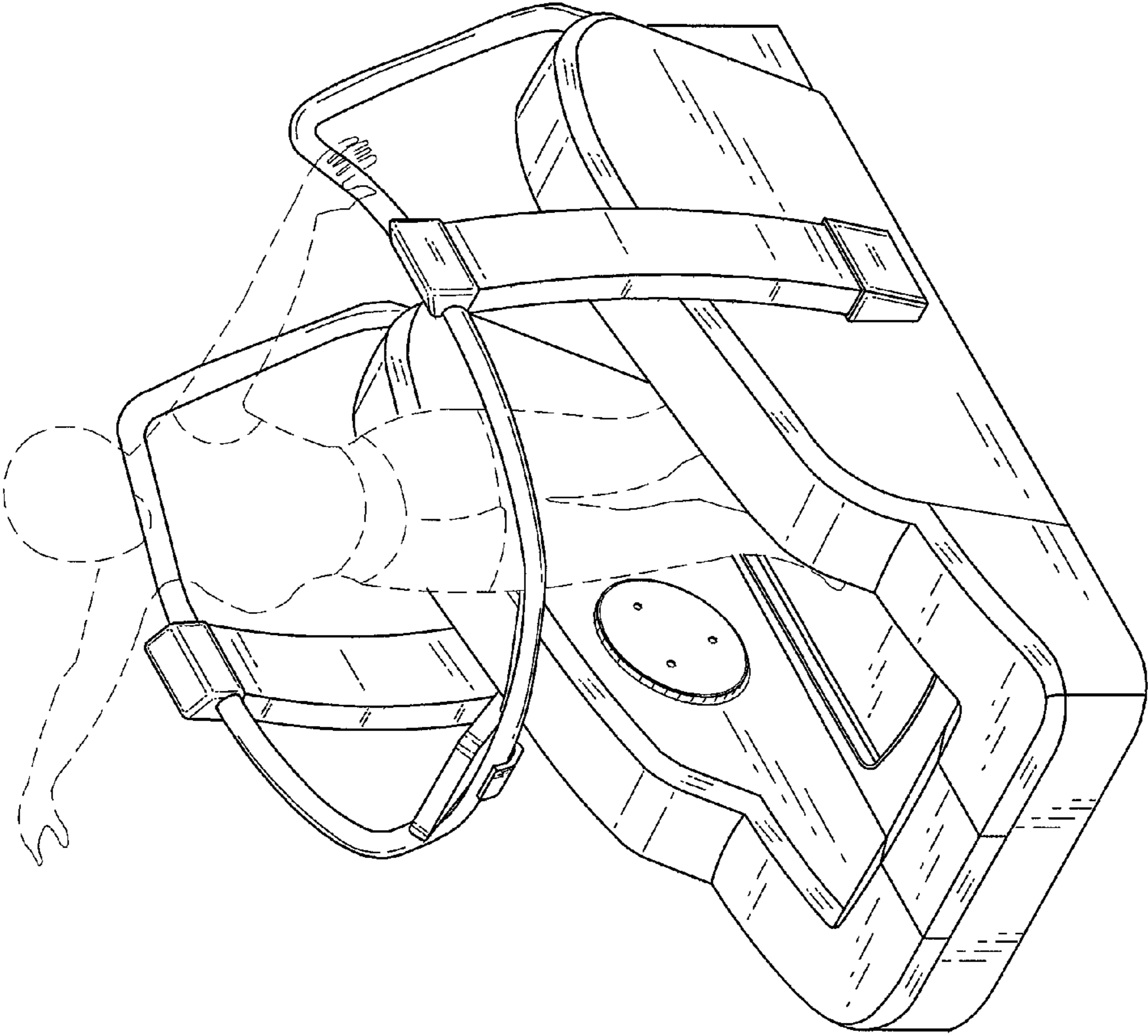


Fig. 1

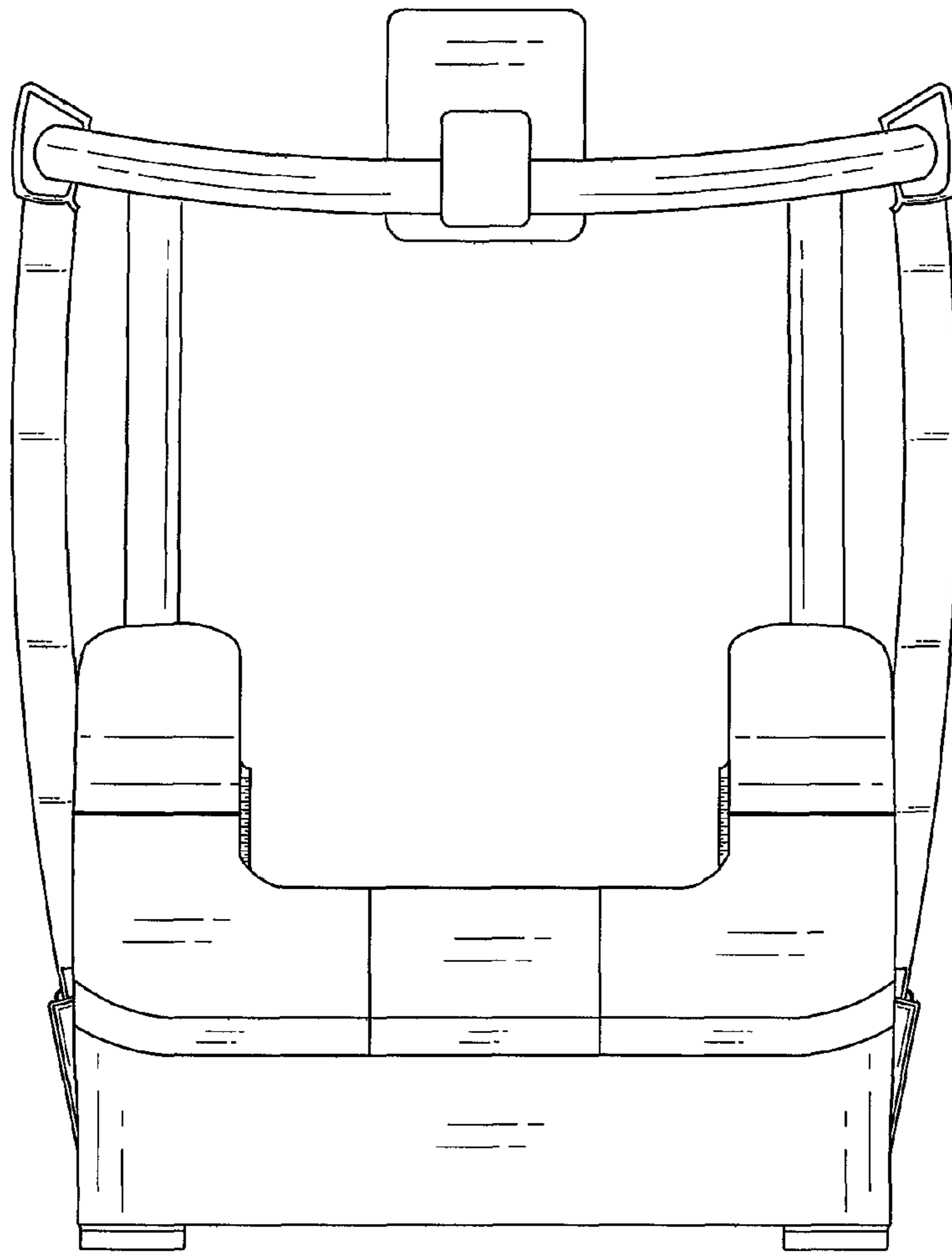


Fig. 2

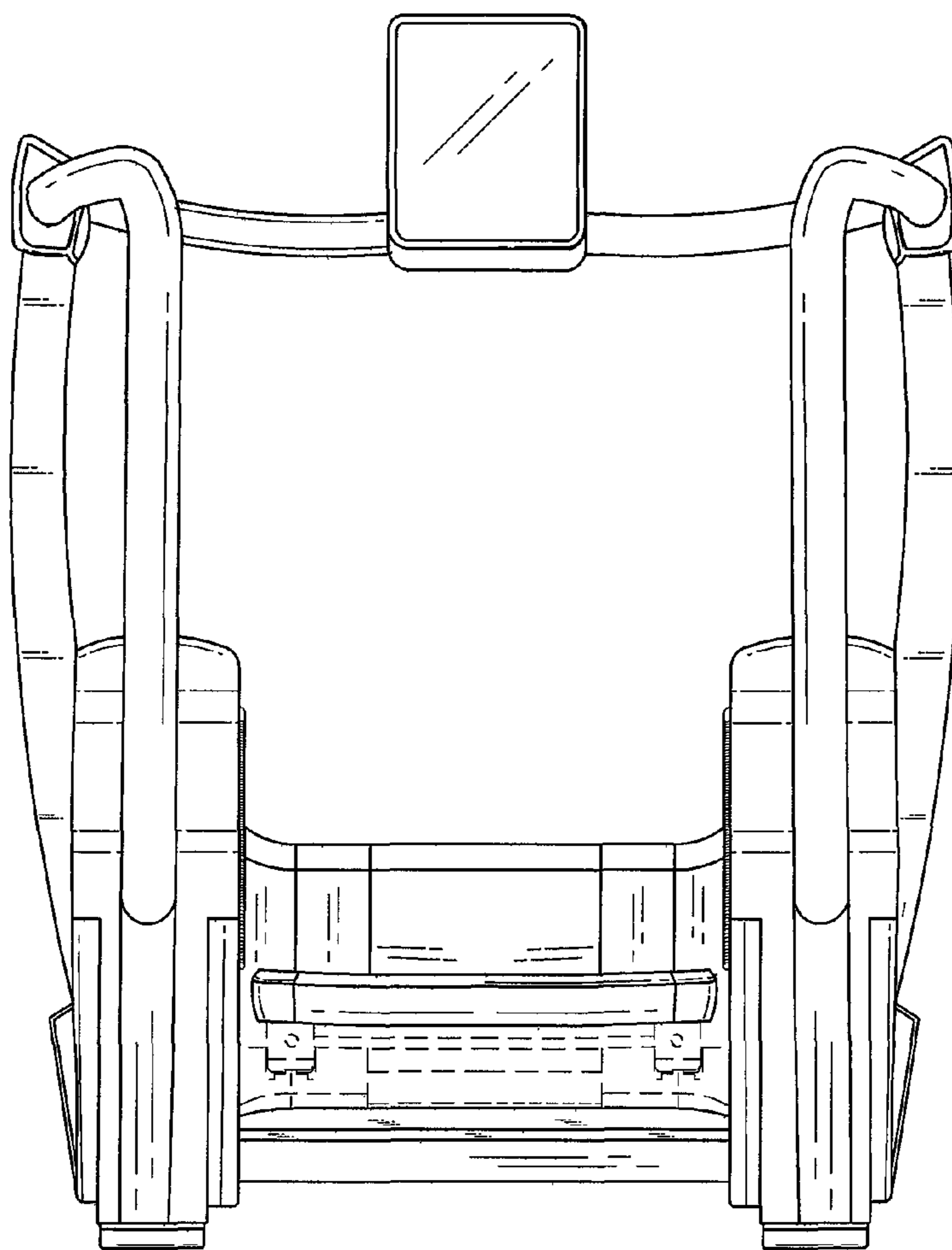


Fig. 3

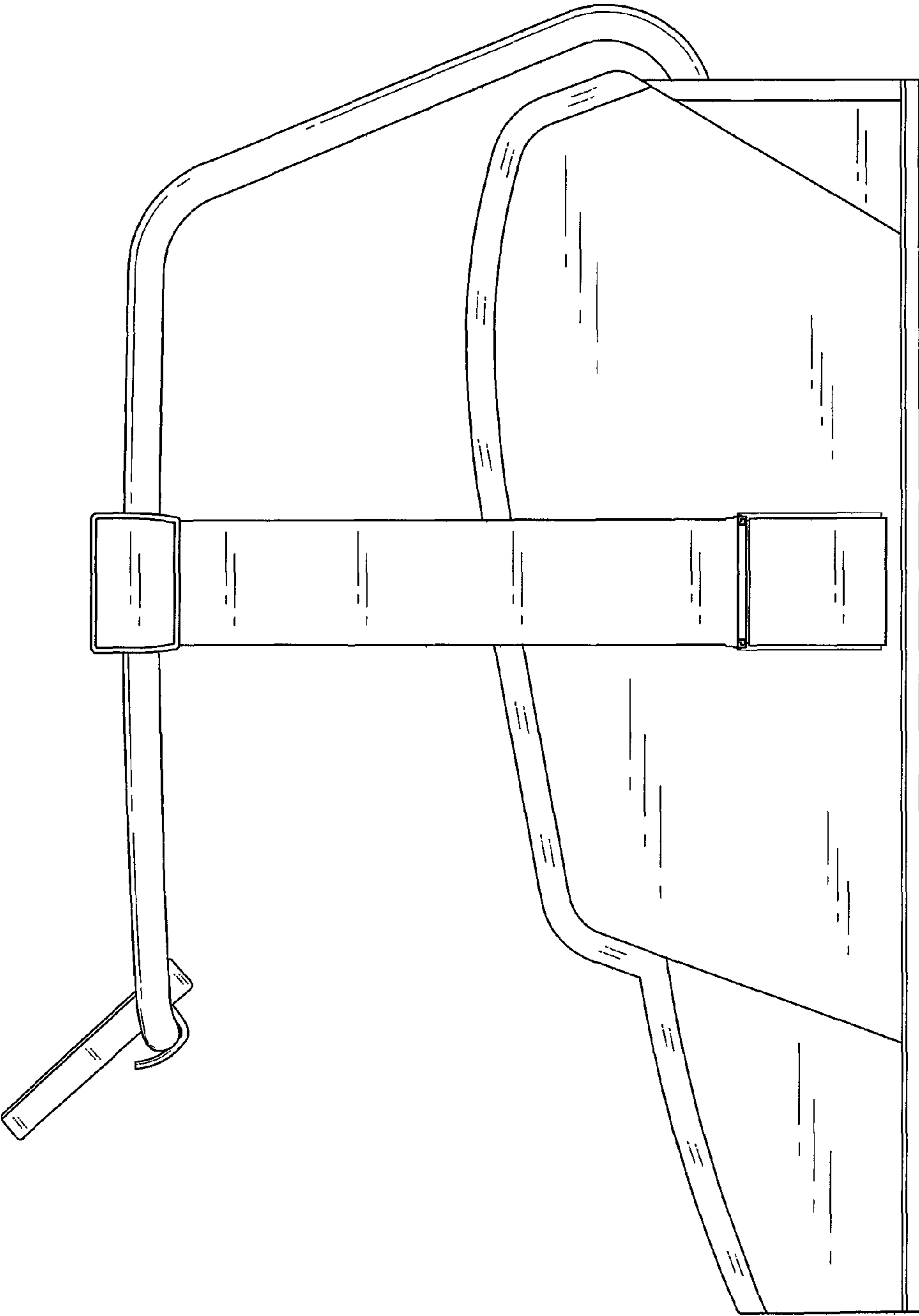


Fig. 4

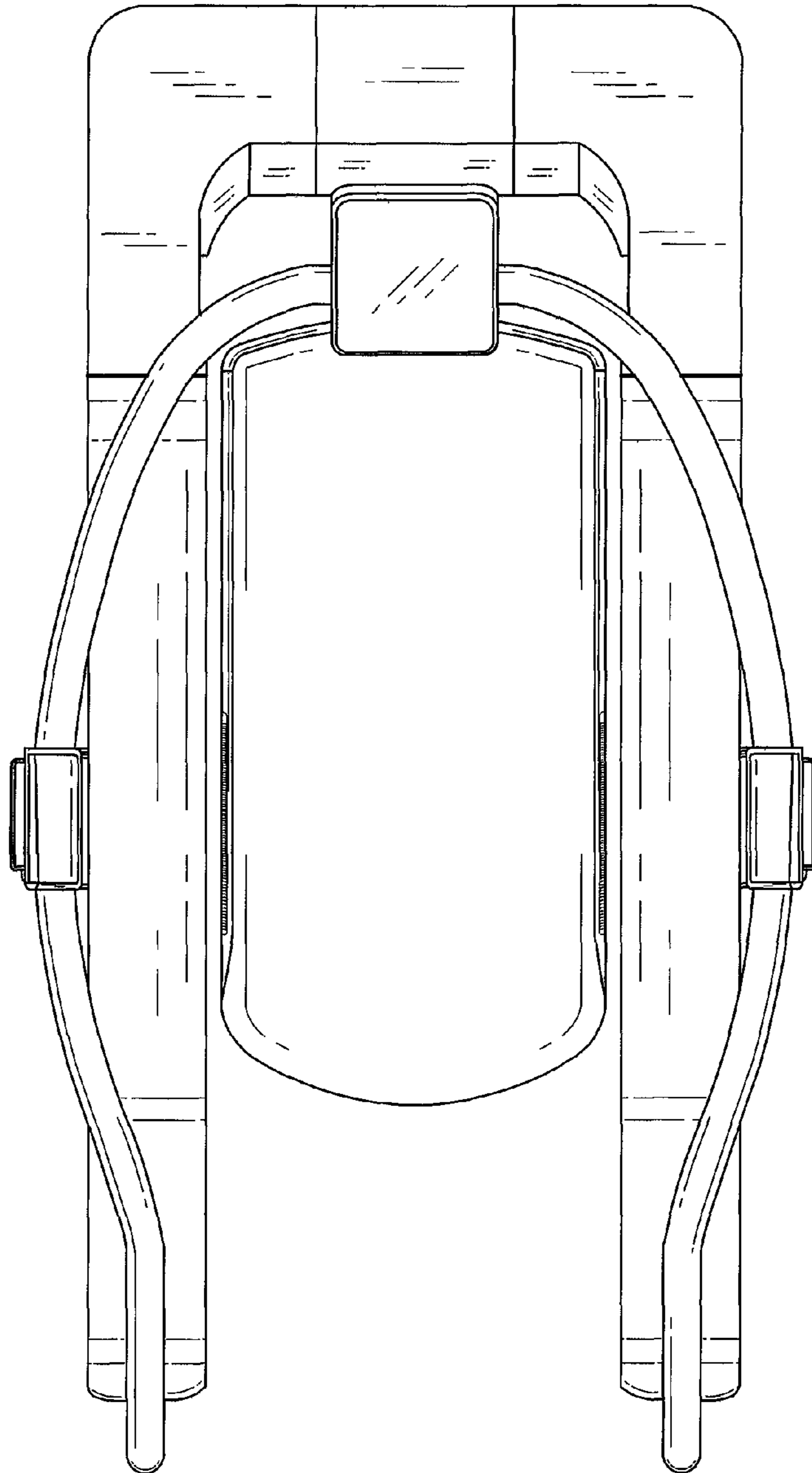


Fig. 5