



US00D695855S

(12) **United States Design Patent**
Bernard

(10) **Patent No.:** **US D695,855 S**

(45) **Date of Patent:** **** Dec. 17, 2013**

(54) **ATHLETIC TRAINING DEVICE**

(71) Applicant: **Kyle C. Bernard**, Grayslake, IL (US)

(72) Inventor: **Kyle C. Bernard**, Grayslake, IL (US)

(**) Term: **14 Years**

(21) Appl. No.: **29/459,844**

(22) Filed: **Jul. 3, 2013**

Related U.S. Application Data

(63) Continuation-in-part of application No. 13/012,981, filed on Jan. 25, 2011.

(51) **LOC (9) Cl.** **21-02**

(52) **U.S. Cl.**
USPC **D21/662**; D24/181

(58) **Field of Classification Search**
USPC D21/622, 686; D24/176, 180, 181, 182;
D29/108; 128/848, 861; 482/11;
473/422, 510; 446/421, 422; 601/38
See application file for complete search history.

(56) **References Cited**

U.S. PATENT DOCUMENTS

1,586,499	A *	5/1926	Worth	482/11
1,953,088	A *	4/1934	Purdy	482/11
3,223,085	A *	12/1965	Gores et al.	128/861
3,312,218	A *	4/1967	Jacobs	128/862
D294,639	S *	3/1988	Croll	D24/176
D328,494	S *	8/1992	Schwendeman et al.	D24/176
5,320,114	A *	6/1994	Kittelsen et al.	128/861
D358,651	S *	5/1995	Fukuda et al.	D24/181
D397,173	S *	8/1998	Edell	D21/662
D403,381	S *	12/1998	Hanna	D21/662
5,846,212	A *	12/1998	Beeuwkes et al.	601/38

D408,919	S *	4/1999	Cooley	D24/181
D492,785	S *	7/2004	Garabito	D24/181
6,969,255	B2 *	11/2005	Jacobs	433/37
D519,587	S *	4/2006	McCarty et al.	D21/692
D582,559	S *	12/2008	Khawaled et al.	D24/181
7,549,423	B1 *	6/2009	Hirshberg	128/861
D603,101	S *	10/2009	Hirshberg	D29/108
7,913,695	B1 *	3/2011	Moore et al.	128/861
D642,637	S *	8/2011	Ferrara	D21/662
D686,733	S *	7/2013	Marumori et al.	D24/181
2012/0190481	A1 *	7/2012	Bernard	473/422

* cited by examiner

Primary Examiner — Susan E Krakower

(74) *Attorney, Agent, or Firm* — Valauskas Corder LLC

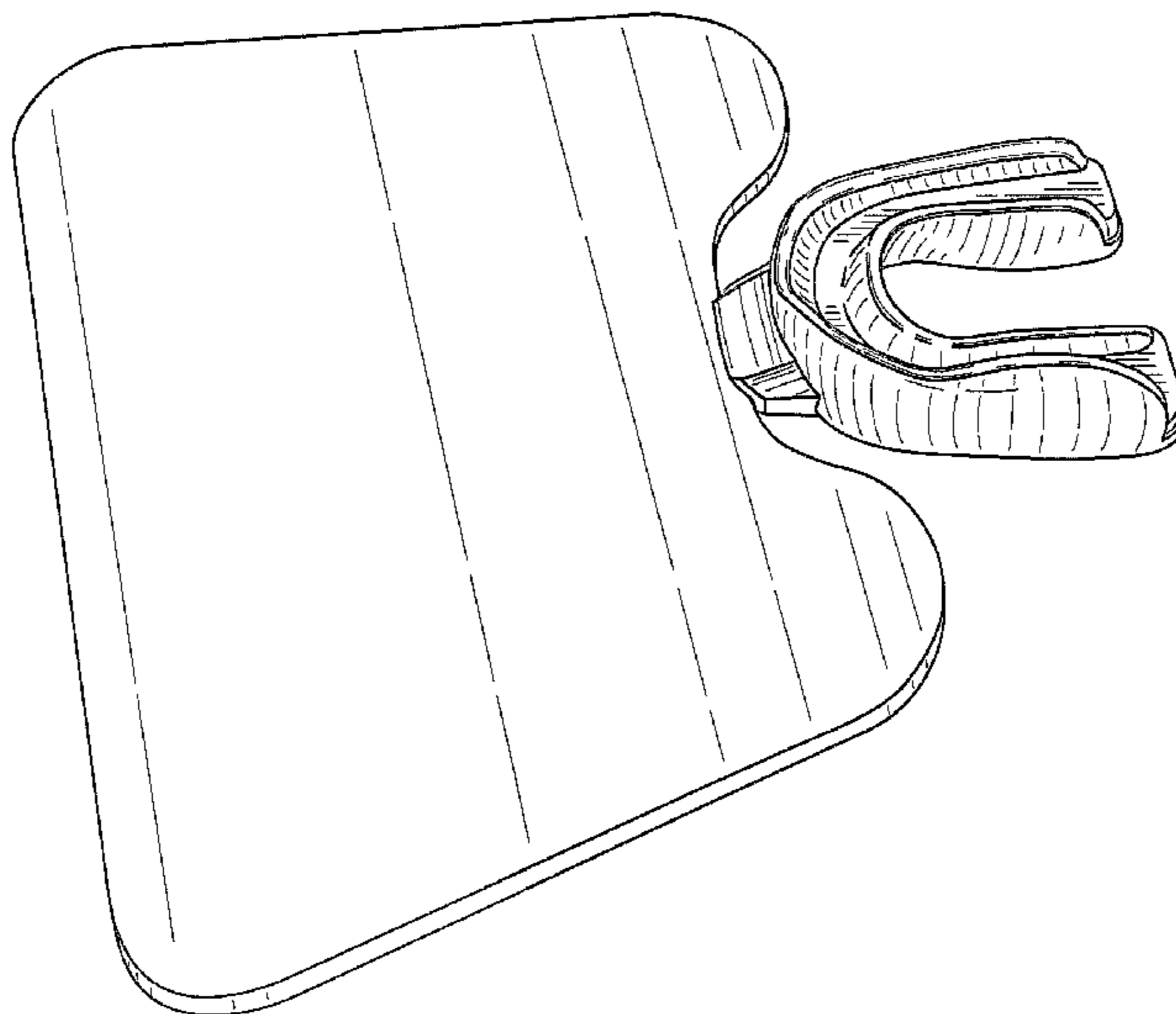
(57) **CLAIM**

The ornamental design for an athletic training device, as shown and described.

DESCRIPTION

FIG. 1 is a perspective view of an athletic training device according to the present invention;
FIG. 2 is a front view of an athletic training device according to the present invention;
FIG. 3 is a rear view of an athletic training device according to the present invention;
FIG. 4 is a right side view of an athletic training device according to the present invention;
FIG. 5 is a left side view of an athletic training device according to the present invention;
FIG. 6 is a top view of an athletic training device according to the present invention; and,
FIG. 7 is a bottom view of an athletic training device according to the present invention.

1 Claim, 5 Drawing Sheets



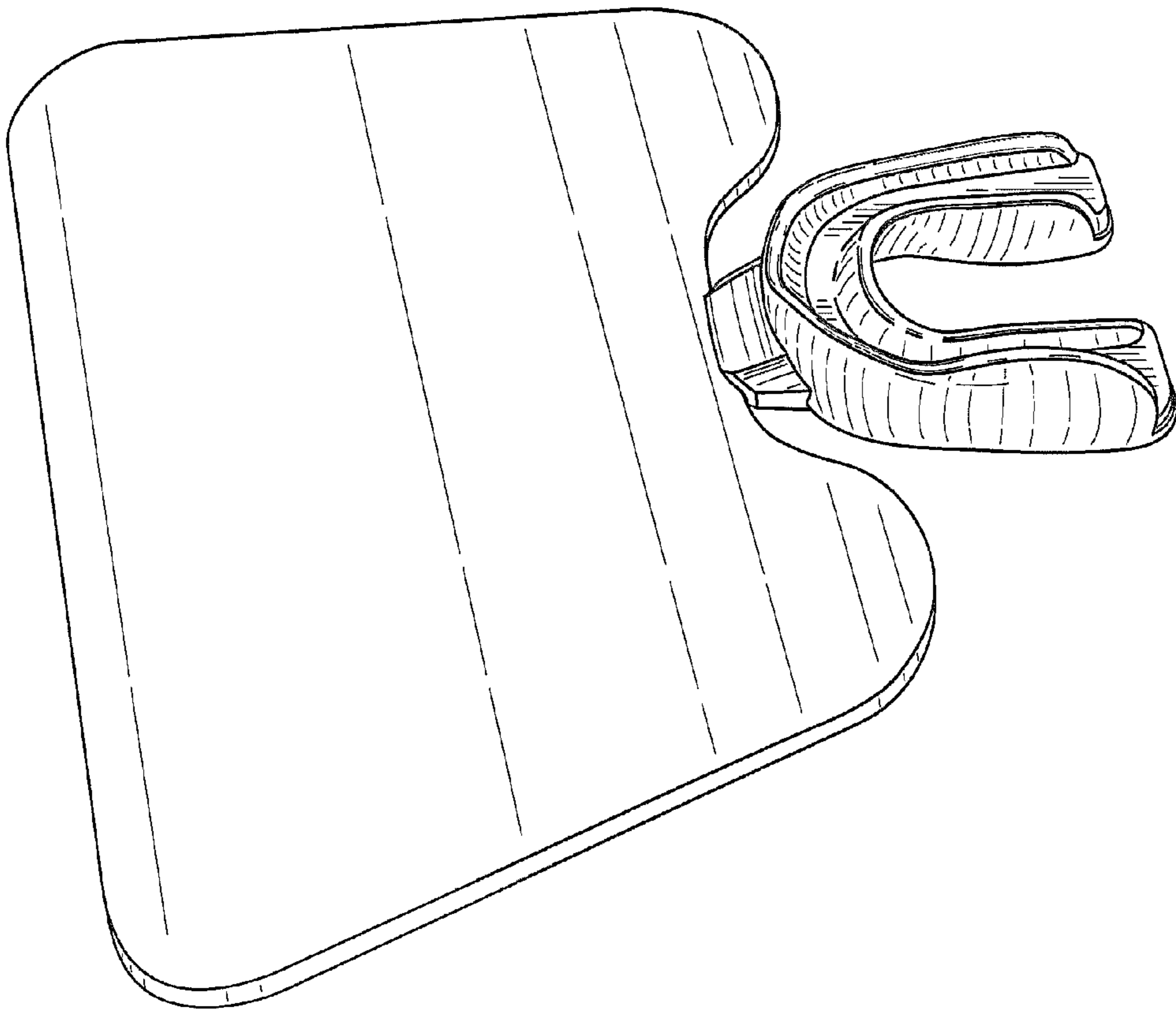


FIG. 1

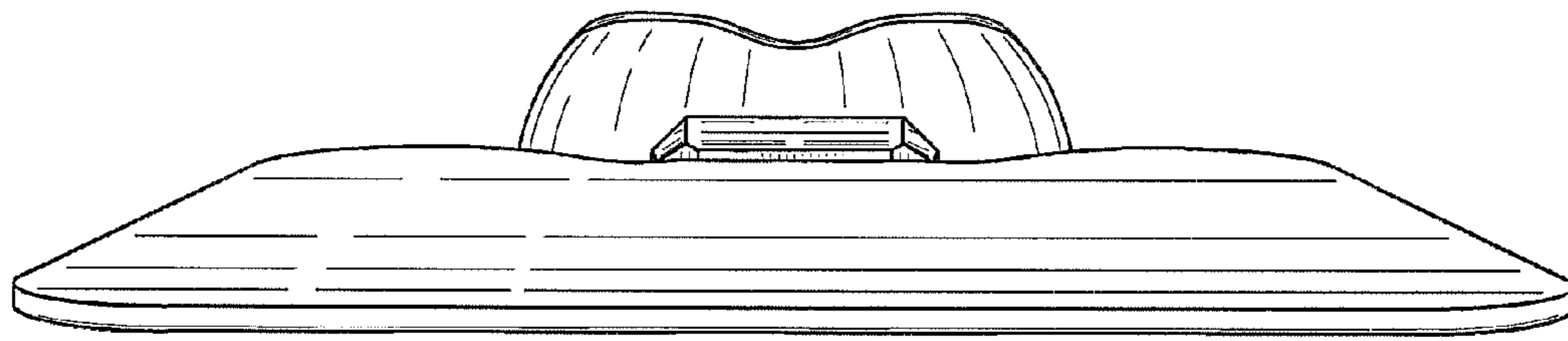


FIG. 2




FIG. 3

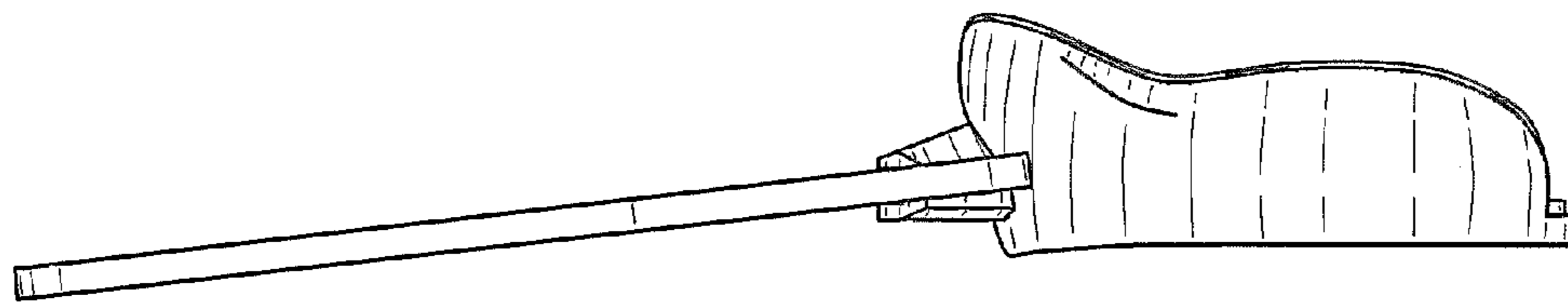


FIG. 4

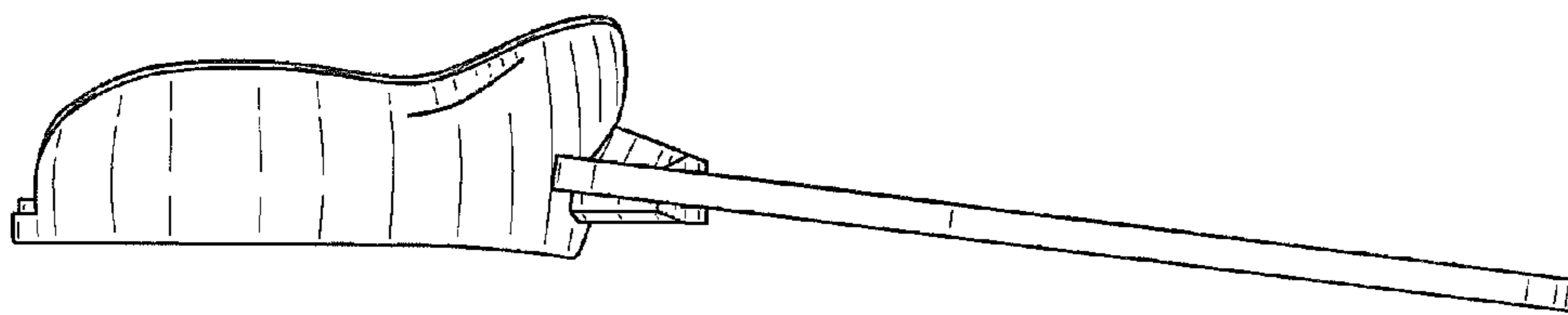


FIG. 5

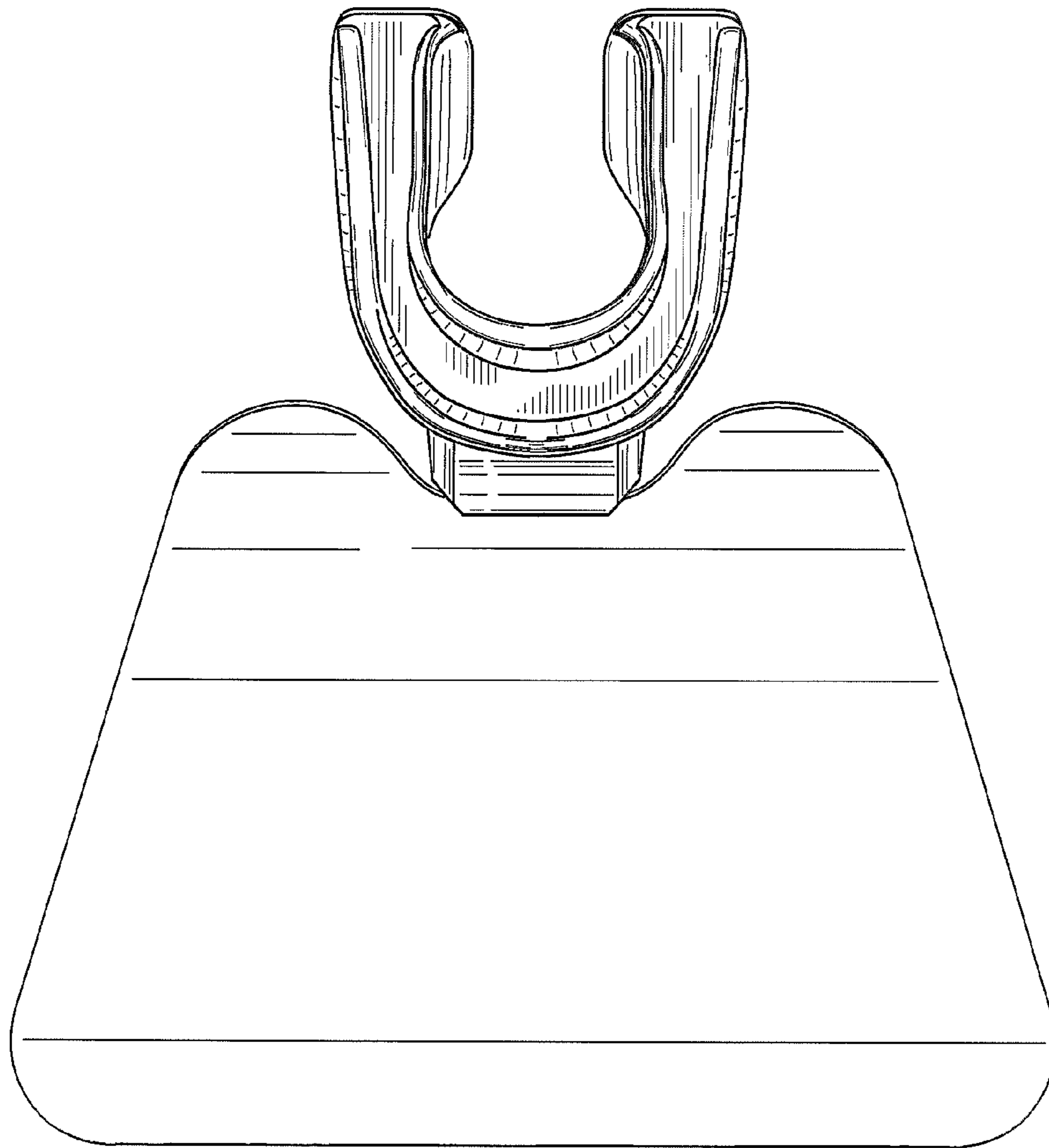


FIG. 6

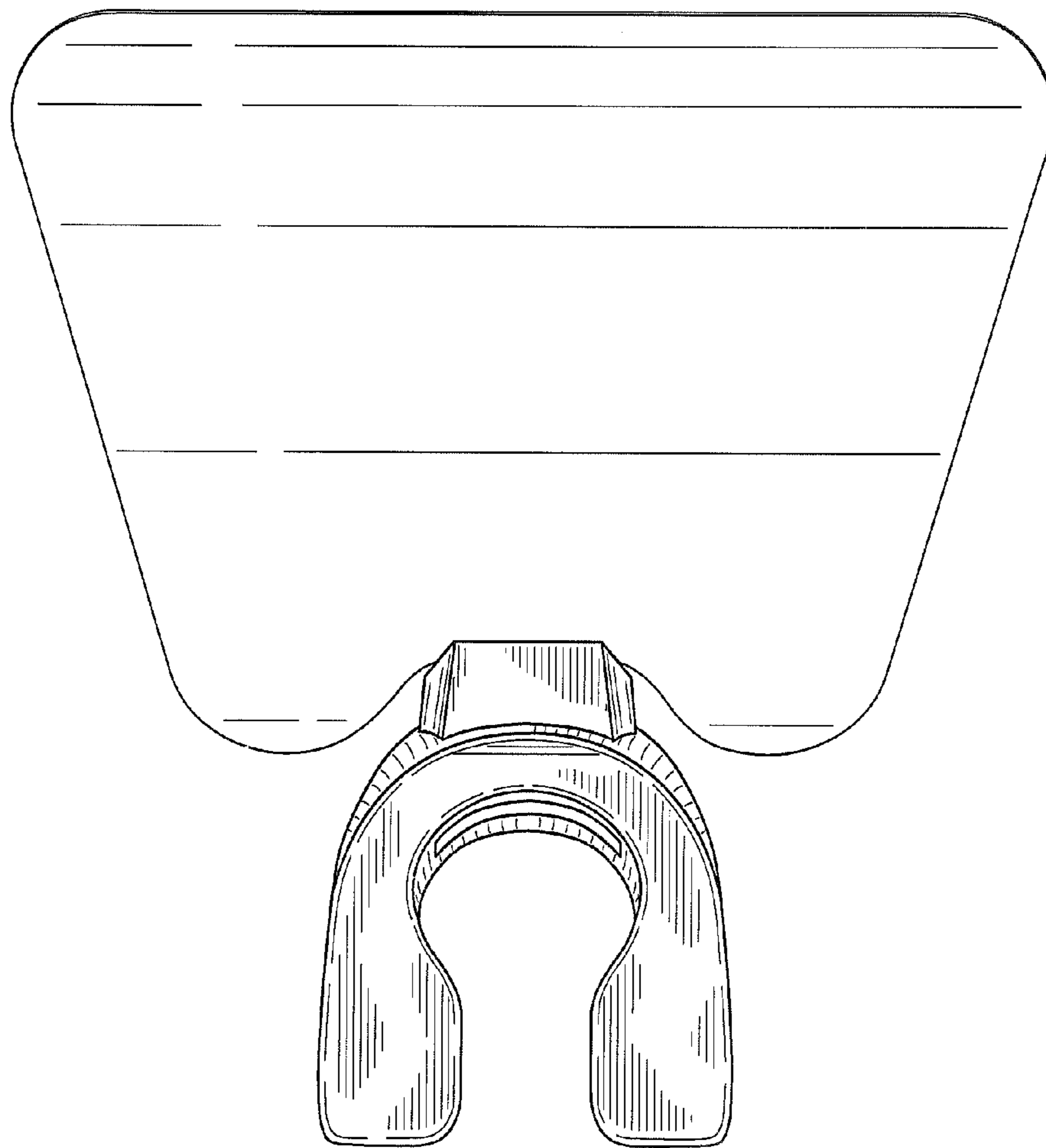


FIG. 7