



US00D695830S

(12) **United States Design Patent**  
**Casciotti et al.**

(10) **Patent No.:** **US D695,830 S**

(45) **Date of Patent:** **\*\* Dec. 17, 2013**

(54) **WRITING INSTRUMENT**

(71) Applicant: **Holland USA, Inc.**, North Mankato, MN (US)

(72) Inventors: **David M. Casciotti**, Amsterdam, NY (US); **Jing Mahler**, Glenville, NY (US); **Jonathan D. Voght**, Canajoharie, NY (US)

(73) Assignee: **Holland USA, Inc.**, North Mankato, MN (US)

(\*\*) Term: **14 Years**

(21) Appl. No.: **29/433,706**

(22) Filed: **Oct. 4, 2012**

(51) **LOC (9) Cl.** ..... **19-06**

(52) **U.S. Cl.**  
USPC ..... **D19/55**

(58) **Field of Classification Search**  
USPC ..... D14/411; D19/35, 36, 41–51, 53–58;  
24/11 F, 11 P, 11 R; 401/52, 99–109,  
401/192, 195, 196  
See application file for complete search history.

(56) **References Cited**

**U.S. PATENT DOCUMENTS**

D441,017 S	*	4/2001	Gault et al.	.....	D19/50
D490,108 S	*	5/2004	Moon	.....	D19/50
D490,465 S	*	5/2004	Qiu	.....	D19/50
D492,349 S	*	6/2004	Qiu	.....	D19/50
D499,139 S	*	11/2004	Oka	.....	D19/47

D506,506 S	*	6/2005	Qiu	.....	D19/50
D540,386 S	*	4/2007	Qiu	.....	D19/51
D562,895 S	*	2/2008	Shibata	.....	D19/50
D563,473 S	*	3/2008	Qiu et al.	.....	D19/50
D583,864 S	*	12/2008	Liu	.....	D19/48
D585,492 S	*	1/2009	Booker	.....	D19/50
D594,059 S	*	6/2009	Shibata	.....	D19/48
D609,744 S	*	2/2010	Rathod	.....	D19/48
D648,790 S	*	11/2011	Nakazawa	.....	D19/50
D667,881 S	*	9/2012	Li	.....	D19/48

\* cited by examiner

*Primary Examiner* — Elizabeth Albert

(74) *Attorney, Agent, or Firm* — Dicke, Billig & Czaja, PLLC

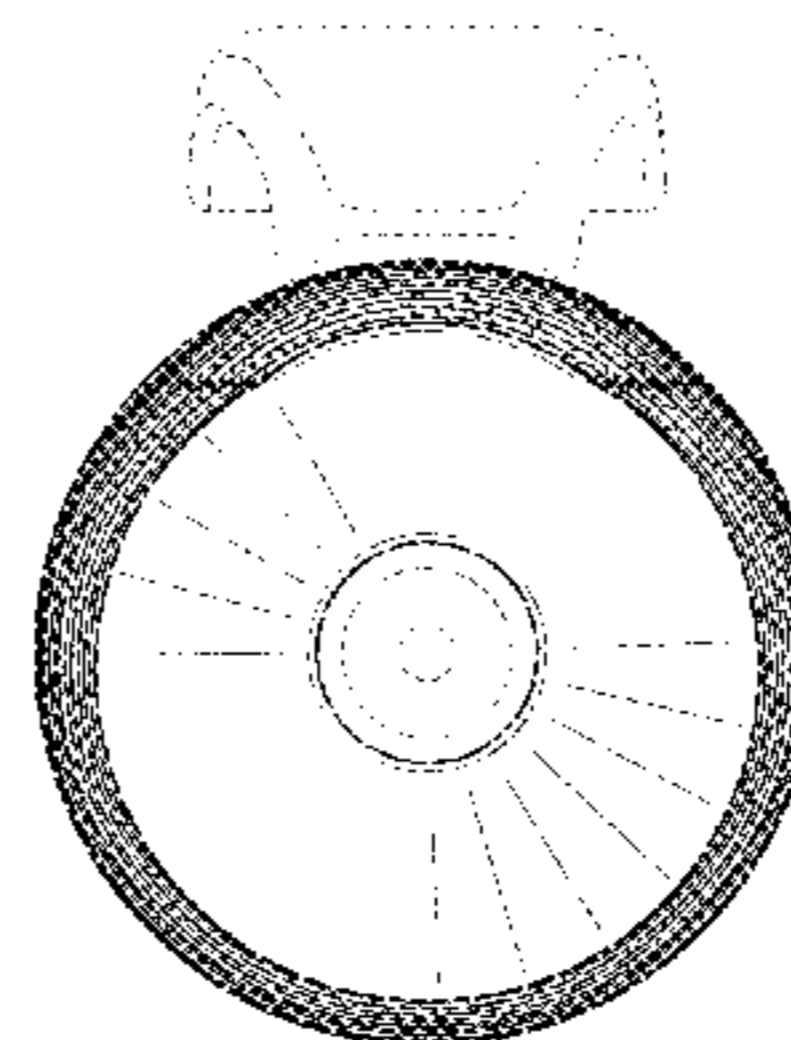
(57) **CLAIM**

We claim the ornamental design for a writing instrument, as shown and described.

**DESCRIPTION**

FIG. 1 is a perspective view of a writing instrument showing our new design;  
FIG. 2 is a front view of FIG. 1;  
FIG. 3 is a back view of FIG. 1;  
FIG. 4 is a left side view of FIG. 1, the right side view being a mirror image of the right side view;  
FIG. 5 is an enlarged top view of FIG. 1; and,  
FIG. 6 is an enlarged bottom view of FIG. 1.  
Portions of the writing instrument shown in broken lines are for the purpose of showing features that form no part of the claimed design.

**1 Claim, 4 Drawing Sheets**






Fig. 1




Fig. 2

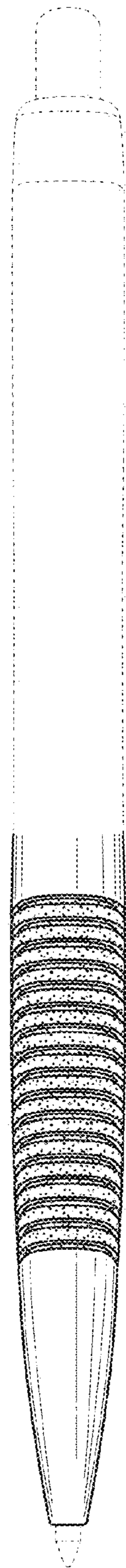




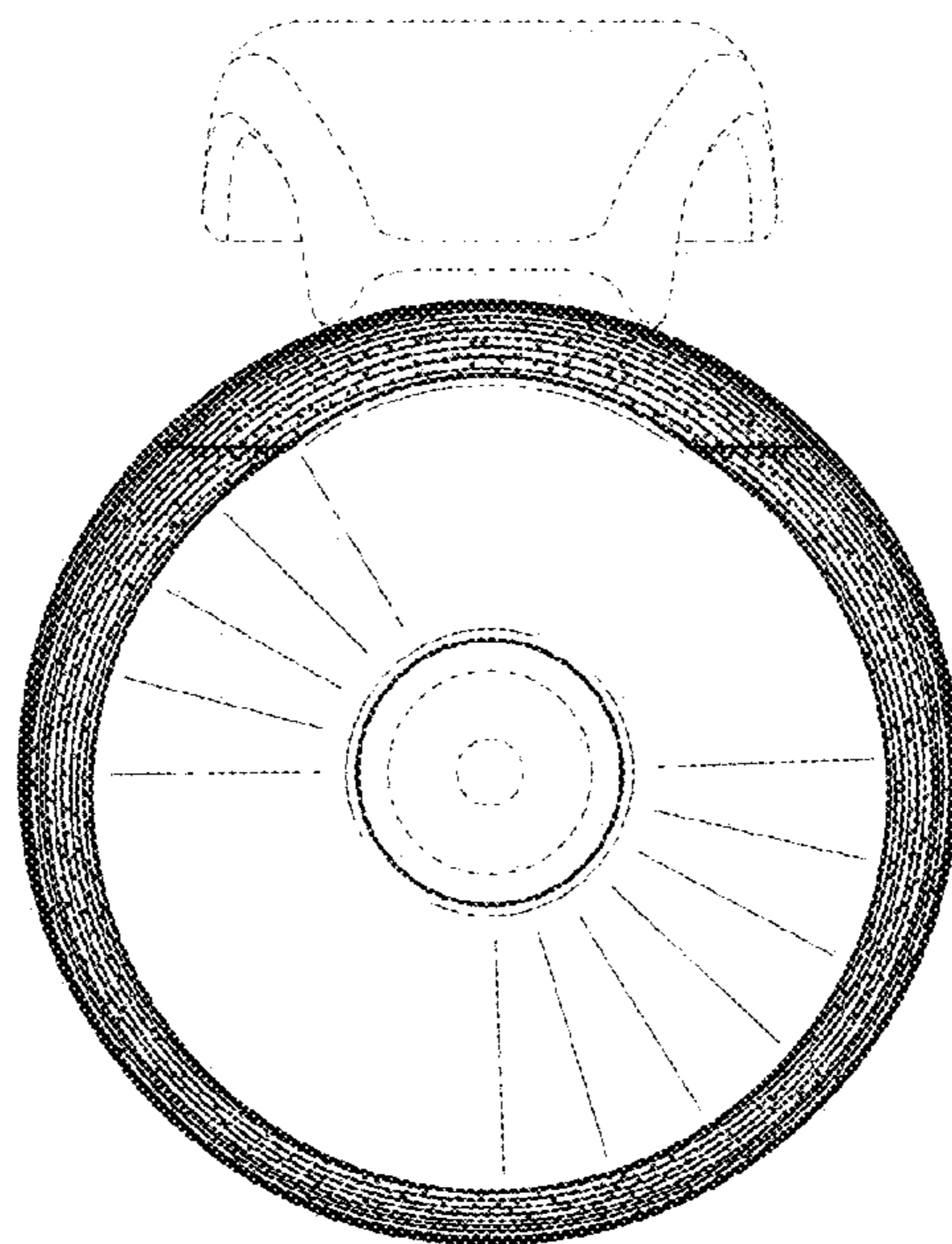
Fig. 3



**Fig. 4**



**Fig. 5**



**Fig. 6**