

US00D695829S

(12) **United States Design Patent**
Hern et al.

(10) **Patent No.:** **US D695,829 S**

(45) **Date of Patent:** **** *Dec. 17, 2013**

- (54) **PEN**
- (75) Inventors: **Matthew Hern**, Malibu, CA (US);
Michael Kent, Cumberland, RI (US);
Nicole Ferrari, Ashland, MA (US);
Steve Lubarsky, Feeding Hills, MA
(US); **Andrew Schneider**, Wellesley,
MA (US)
- (73) Assignee: **Staples The Office Superstore, LLC**,
Framingham, MA (US)
- (*) Notice: This patent is subject to a terminal dis-
claimer.
- (**) Term: **14 Years**
- (21) Appl. No.: **29/408,605**
- (22) Filed: **Dec. 14, 2011**
- (51) **LOC (9) Cl.** **19-06**
- (52) **U.S. Cl.**
USPC **D19/51**
- (58) **Field of Classification Search**
USPC D14/411; D19/35, 36, 41-51, 54-58;
24/11 F, 11 P, 11 R; 401/52, 99-109,
401/192, 195, 196; D28/7, 76, 88
See application file for complete search history.

(56) **References Cited**

U.S. PATENT DOCUMENTS

D93,133 S *	8/1934	Robbins	D19/51
D253,060 S *	10/1979	Itoh	D19/48
D259,792 S *	7/1981	Itoh et al.	D19/51
D267,655 S *	1/1983	Verona	D19/51
4,964,192 A *	10/1990	Marui	16/421
D323,529 S *	1/1992	Rousseau	D19/51
D363,310 S *	10/1995	Oka	D19/55
D393,485 S *	4/1998	Bussiere et al.	D19/51
D417,206 S *	11/1999	Hirota	D14/411

D418,870 S *	1/2000	Polidoro	D19/43
D423,049 S *	4/2000	Kohlhase	D19/47
D458,305 S *	6/2002	Iwase et al.	D19/43
D499,138 S *	11/2004	Banderet	D19/43
D500,338 S *	12/2004	Kommer	D19/43
D501,509 S *	2/2005	Lecce	D19/51
D525,303 S *	7/2006	Andrews et al.	D19/51
D547,375 S *	7/2007	Gerules	D19/51
D548,787 S *	8/2007	Slemp	D19/48
D549,775 S *	8/2007	Kent et al.	D19/48
D585,937 S *	2/2009	Dhesse et al.	D19/48
D604,363 S *	11/2009	Sunich et al.	D19/54
D610,617 S *	2/2010	Zhang	D19/50
D612,424 S *	3/2010	Suero et al.	D19/41
D612,426 S *	3/2010	Suero et al.	D19/41
D614,622 S *	4/2010	Nakata	D14/411
D615,590 S *	5/2010	Li	D19/51
D617,327 S *	6/2010	Crisp	D14/411
D619,580 S *	7/2010	Nakayama et al.	D14/411
D622,770 S *	8/2010	Shi	D19/51

(Continued)

Primary Examiner — Elizabeth Albert

(74) *Attorney, Agent, or Firm* — Wolf, Greenfield & Sacks,
P.C.; Randy J. Pritzker


(57) **CLAIM**

The ornamental design for pen, as shown and described.

DESCRIPTION

FIG. 1 is a side, top, perspective view of a pen showing our new design;
 FIG. 2 is a left side view thereof, the right side view being a mirror image of the left side view;
 FIG. 3 is a top view thereof;
 FIG. 4 is a bottom view thereof;
 FIG. 5 is a front view thereof; and,
 FIG. 6 is a rear view thereof.
 The broken lines showing the clip in FIGS. 1, 2, 3, 5 and 6 are included for the purpose of showing a portion of the pen that forms no part of the claimed design.

1 Claim, 2 Drawing Sheets



US D695,829 S

Page 2

(56)

References Cited

U.S. PATENT DOCUMENTS

D631,915 S * 2/2011 Stukenkemper D19/53
D641,411 S * 7/2011 Tan D19/50
D645,083 S * 9/2011 Stukenkemper D19/48
D648,385 S * 11/2011 Guo D19/43

D648,386 S * 11/2011 Zhang D19/43
D655,337 S * 3/2012 Zhang D19/45
D662,981 S * 7/2012 Xie D19/43
D667,875 S * 9/2012 Liang D19/43
D669,128 S * 10/2012 Zhang D19/50

* cited by examiner

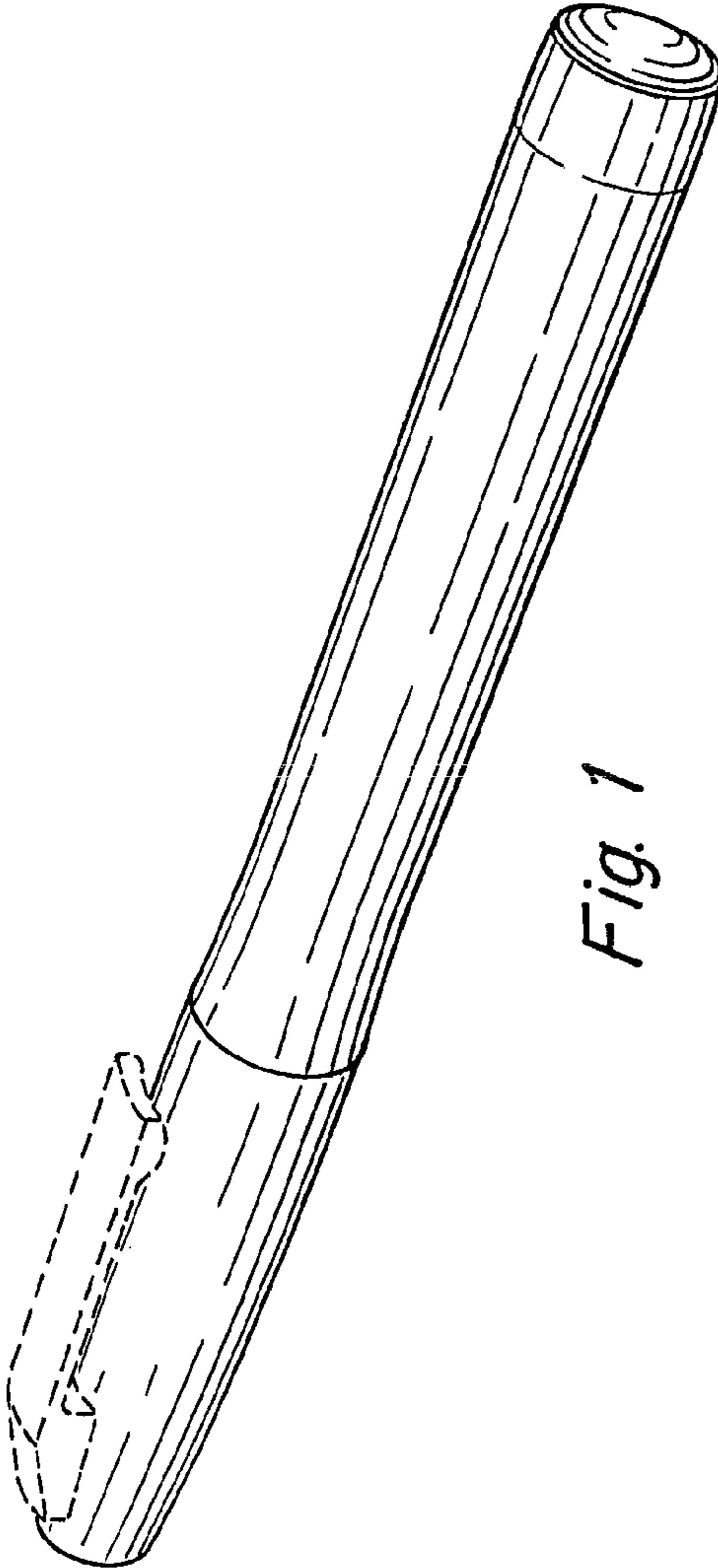


Fig. 1



Fig. 2



Fig. 3




Fig. 4

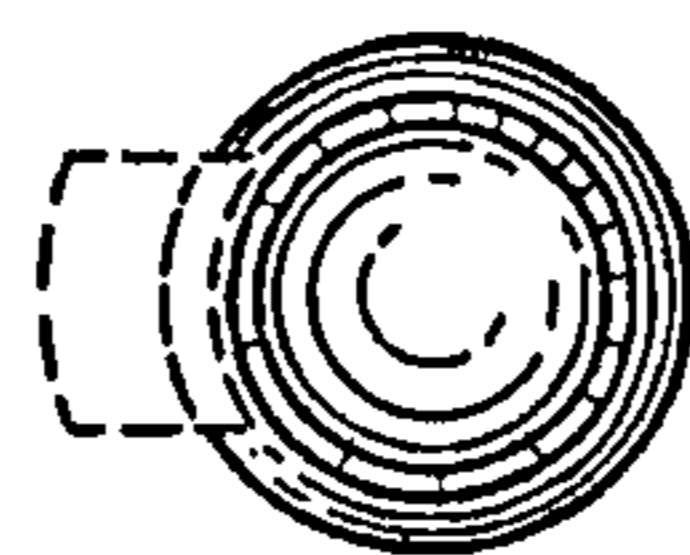


Fig. 5

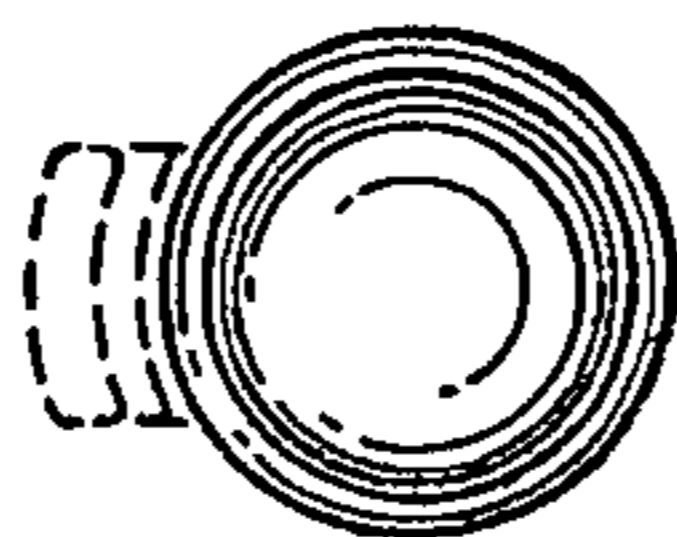


Fig. 6