

US00D695828S

(12) **United States Design Patent**
Kim

(10) **Patent No.:** **US D695,828 S**
(45) **Date of Patent:** **** Dec. 17, 2013**

(54) **HIGHLIGHTER PEN**

(71) Applicant: **Dong-A Pencil Co., Ltd.**, Seoul (KR)

(72) Inventor: **Jewon Kim**, Daejeon (KR)

(73) Assignee: **Dong-A Pencil Co., Ltd.**, Seoul (KR)

(**) Term: **14 Years**

(21) Appl. No.: **29/434,683**

(22) Filed: **Oct. 16, 2012**

(30) **Foreign Application Priority Data**

Apr. 17, 2012 (EP) 002 027 084

(51) **LOC (9) Cl.** **19-06**

(52) **U.S. Cl.**
USPC **D19/50**

(58) **Field of Classification Search**
USPC D14/411; D19/35, 36, 41-51, 53-58;
24/11 F, 11 P, 11 R; 401/52, 99-109,
401/192, 195, 196
See application file for complete search history.

(56) **References Cited**

U.S. PATENT DOCUMENTS

D104,543 S *	5/1937	Pearce	D19/51
D326,868 S *	6/1992	Nitta	D19/49
D366,498 S *	1/1996	Abe et al.	D19/51
D436,127 S *	1/2001	Hung	D19/43
D452,271 S *	12/2001	Owen et al.	D19/43
D454,588 S *	3/2002	Takanashi	D19/43

D483,067 S *	12/2003	Takanashi	D19/43
D484,538 S *	12/2003	Daida et al.	D19/43
D552,675 S *	10/2007	Zhang	D19/48
D562,395 S *	2/2008	Qiu et al.	D19/51
D564,586 S *	3/2008	Kwok	D19/50
D569,431 S *	5/2008	Qiu et al.	D19/51
D616,025 S *	5/2010	Yan	D19/51
D619,651 S *	7/2010	Zhang	D19/51
D641,404 S *	7/2011	Nishida	D19/47
D641,783 S *	7/2011	Lira-Nunez et al.	D19/48
D659,760 S *	5/2012	Zhang	D19/51
D661,352 S *	6/2012	Lira-Nunez et al.	D19/57
D678,945 S *	3/2013	Jiang	D19/51
D681,115 S *	4/2013	Lee	D19/50
D686,280 S *	7/2013	Shibata	D19/41

* cited by examiner

Primary Examiner — Elizabeth Albert

(74) *Attorney, Agent, or Firm* — Rabin & Berdo, P.C.

(57) **CLAIM**

I claim the ornamental design for a highlighter pen, as shown and described.

DESCRIPTION

FIG. 1 is a perspective view of a highlighter pen showing my new design;

FIG. 2 is a front view thereof; the rear view is omitted since it is a mirror of the front view.

FIG. 3 is a left side view thereof;

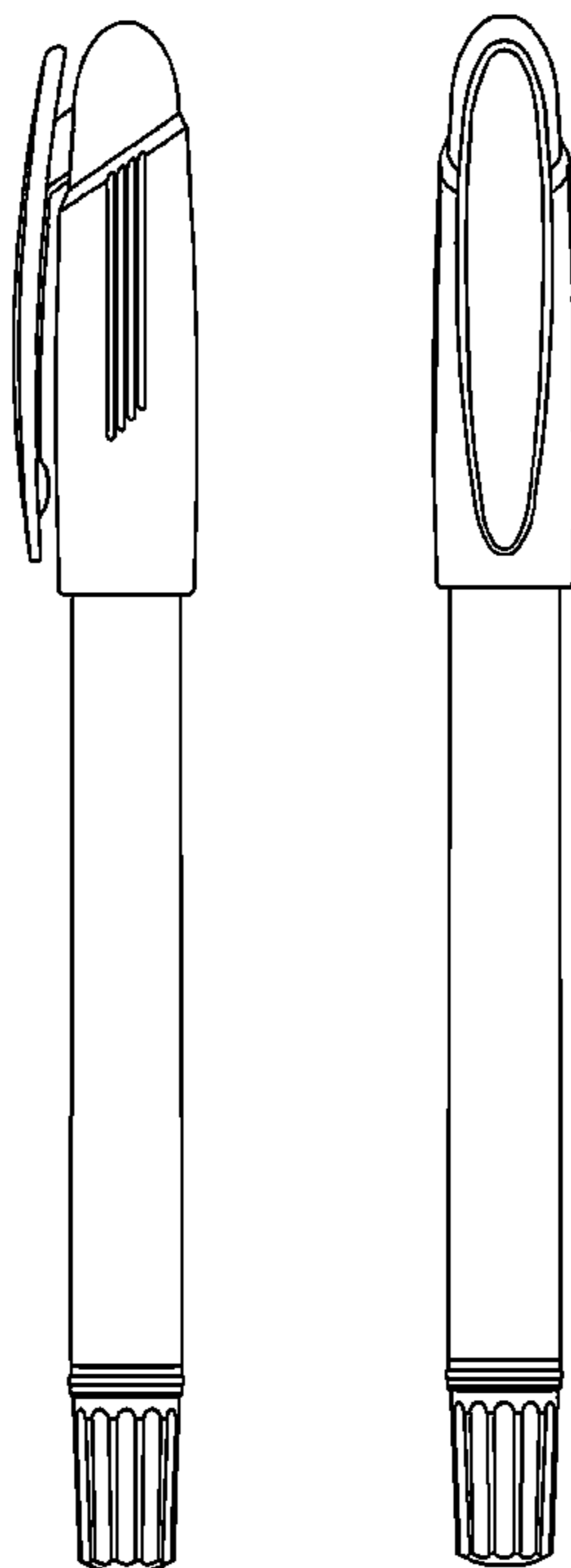
FIG. 4 is a right side view thereof;

FIG. 5 is a top plan view thereof;

FIG. 6 is a bottom plan view thereof; and,

FIG. 7 is an exploded view thereof.

1 Claim, 6 Drawing Sheets






FIG. 1




FIG. 2

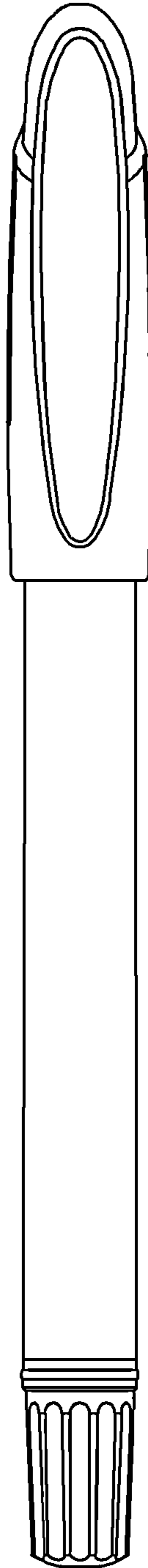


FIG. 3




FIG. 4

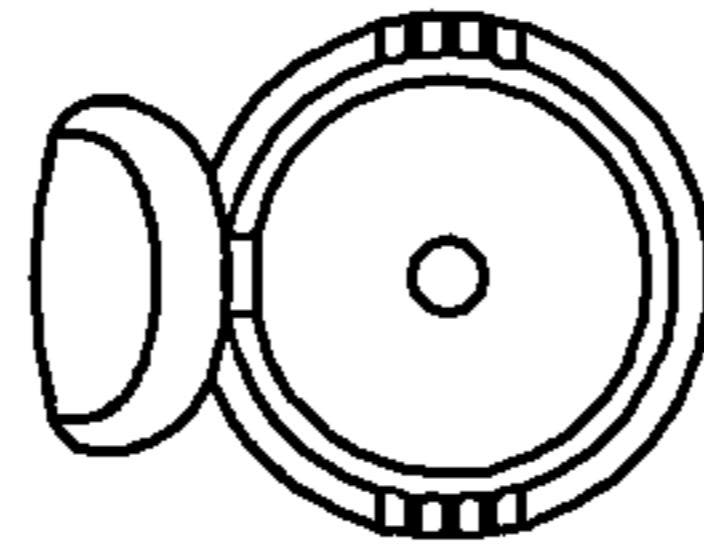


FIG. 5

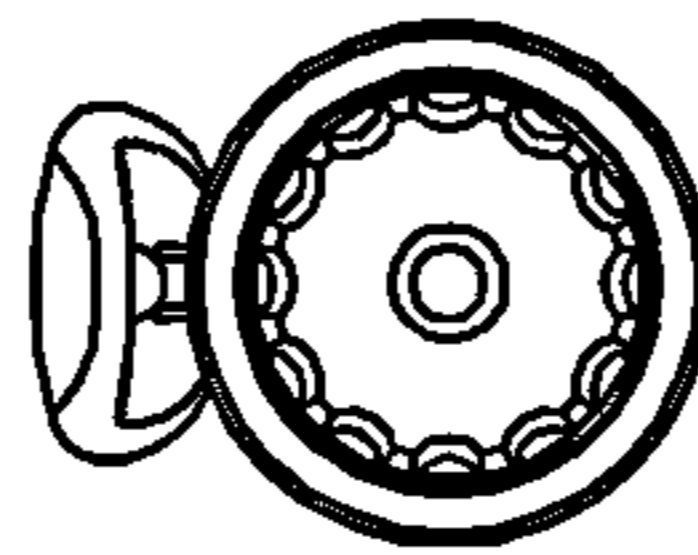


FIG. 6

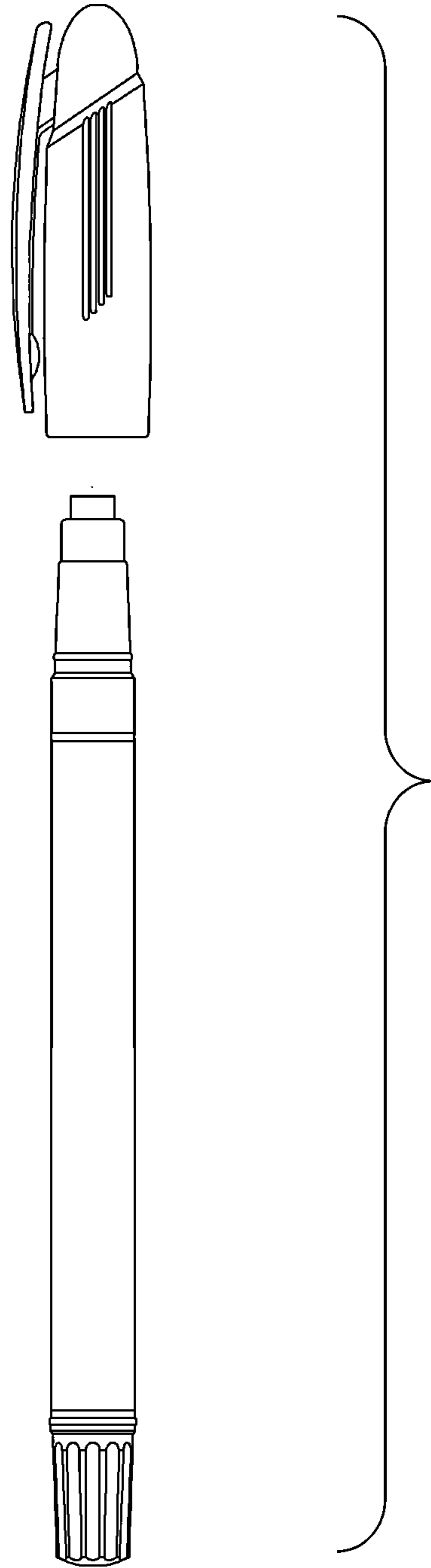


FIG. 7