



US00D695827S

(12) **United States Design Patent**  
**Xie**

(10) **Patent No.:** **US D695,827 S**

(45) **Date of Patent:** **\*\* Dec. 17, 2013**

(54) **PEN**  
(71) Applicant: **Beifa Group Co., Ltd.**, Zhejiang (CN)  
(72) Inventor: **Jianzhe Xie**, Ningbo (CN)  
(73) Assignee: **Beifa Group Co., Ltd.**, Ningbo (CN)  
(\*\*) Term: **14 Years**  
(21) Appl. No.: **29/434,092**

(22) Filed: **Oct. 9, 2012**

(30) **Foreign Application Priority Data**

Apr. 9, 2012 (CN) ..... 2012 3 0100313

(51) **LOC (9) Cl.** ..... **19-06**

(52) **U.S. Cl.**  
USPC ..... **D19/50**

(58) **Field of Classification Search**  
USPC ..... D14/411; D19/35, 36, 41-51, 53-58;  
24/11 F, 11 P, 11 R; 401/52, 99-109,  
401/192, 195, 196

See application file for complete search history.

(56) **References Cited**

**U.S. PATENT DOCUMENTS**

D366,498 S \* 1/1996 Abe et al. .... D19/51  
D409,661 S 5/1999 Izushima  
D418,164 S \* 12/1999 Izushima ..... D19/57  
D430,212 S \* 8/2000 Keda ..... D19/57  
D430,609 S \* 9/2000 Keda ..... D19/57  
D465,519 S \* 11/2002 Kennedy et al. .... D19/43  
D482,724 S \* 11/2003 Nishida ..... D19/43  
D489,088 S \* 4/2004 Arita et al. .... D19/43  
D496,961 S \* 10/2004 Daida ..... D19/43  
D499,762 S \* 12/2004 Shova et al. .... D19/43  
D501,512 S \* 2/2005 Shova et al. .... D19/66

D502,739 S \* 3/2005 Shova et al. .... D19/66  
D507,299 S 7/2005 Qiu  
D509,536 S \* 9/2005 Nishida ..... D19/43  
D547,802 S \* 7/2007 Jeon ..... D19/43  
D577,066 S \* 9/2008 Zhao et al. .... D19/50  
D603,901 S \* 11/2009 Rolion et al. .... D19/57  
D641,411 S \* 7/2011 Tan ..... D19/50  
D641,783 S \* 7/2011 Lira-Nunez et al. .... D19/48  
D661,352 S \* 6/2012 Lira-Nunez et al. .... D19/57  
D669,129 S \* 10/2012 Liang ..... D19/57  
D678,945 S \* 3/2013 Jiang ..... D19/51  
D679,328 S \* 4/2013 Jiang ..... D19/57

**OTHER PUBLICATIONS**

Xie, J., "Pen Cap," U.S. Appl. No. 29/437406, filed Nov. 15, 2012.

\* cited by examiner

*Primary Examiner* — Elizabeth Albert

(74) *Attorney, Agent, or Firm* — Christensen O'Connor Johnson Kindness PLLC

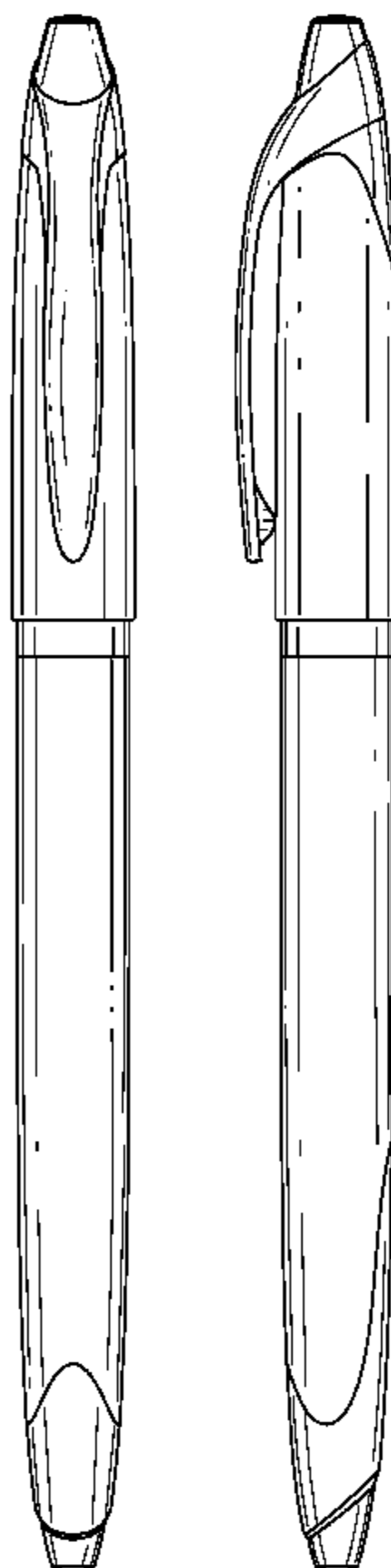
(57) **CLAIM**

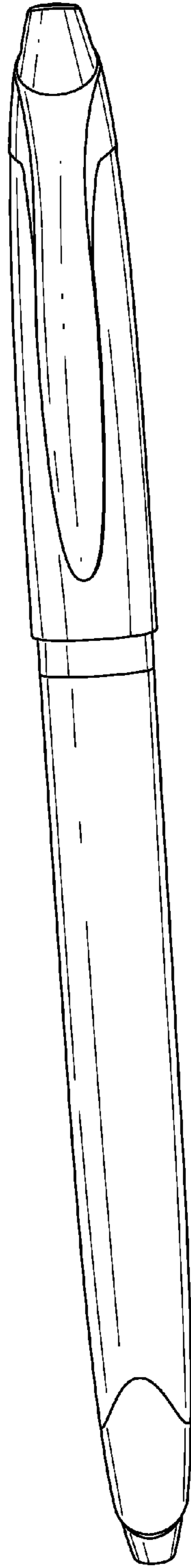
The ornamental design for a pen, as shown and described.

**DESCRIPTION**


FIG. 1 is an upper front right perspective view of a pen showing my new design;  
FIG. 2 is a front elevation view thereof;  
FIG. 3 is a rear elevation view thereof;  
FIG. 4 is a right side elevation view thereof, with the left side elevation view being a mirror image of the right side elevation view;  
FIG. 5 is a bottom plan view thereof;  
FIG. 6 is a top plan view thereof;  
FIG. 7 is an enlarged bottom plan view thereof; and,  
FIG. 8 is an enlarged top plan view thereof.

**1 Claim, 3 Drawing Sheets**

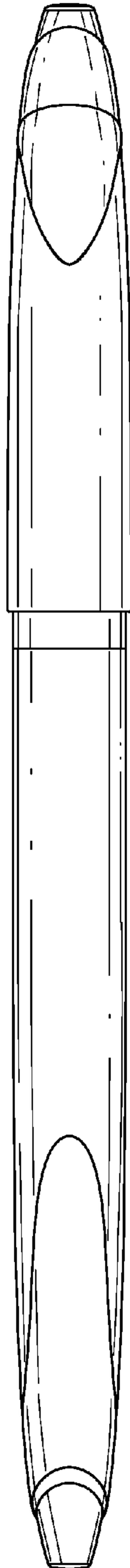




*Fig. 1.*




*Fig. 2.*




*Fig. 3.*



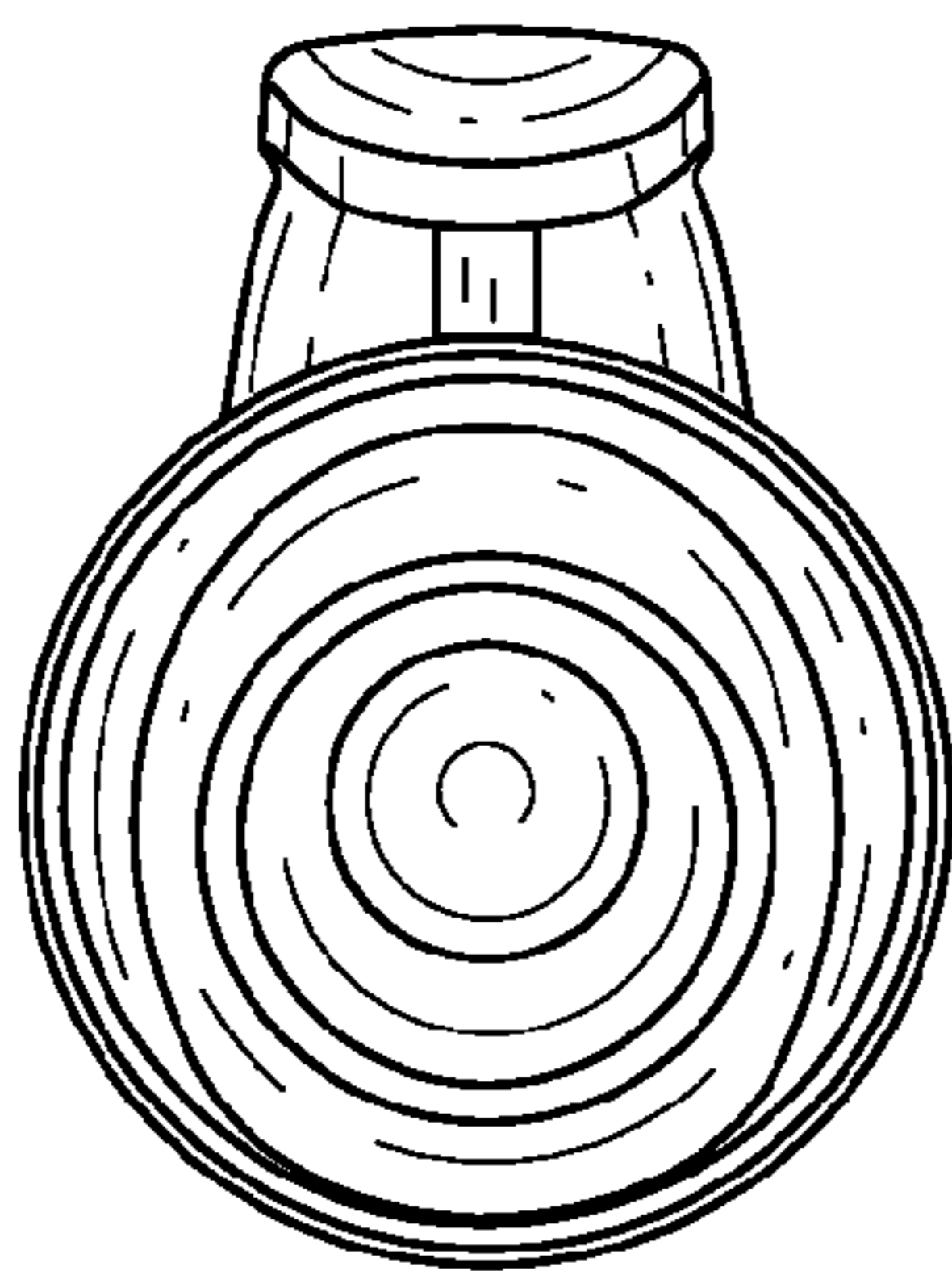
*Fig. 4.*



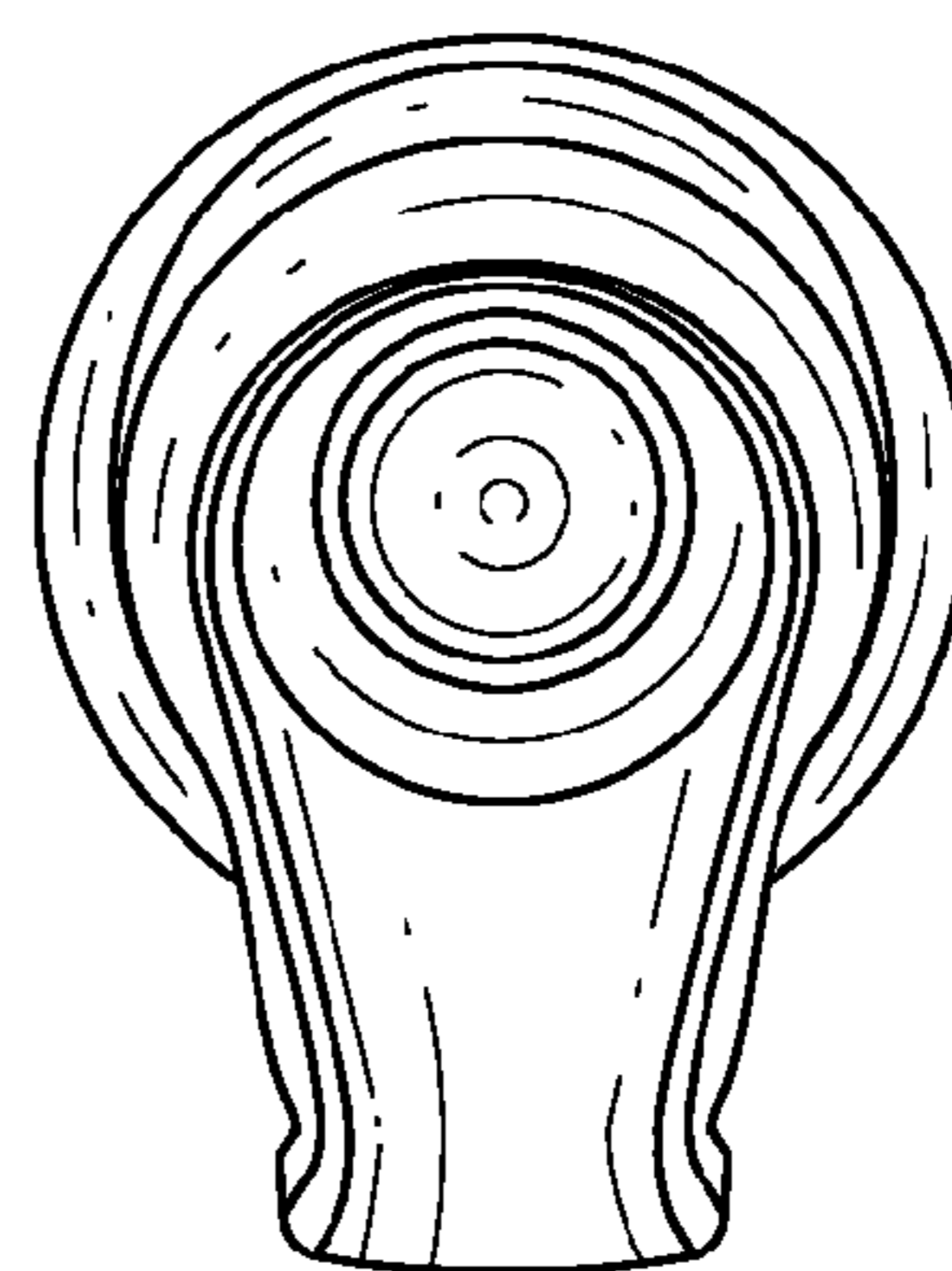
*Fig. 5.*



*Fig. 6.*



*Fig. 7.*



*Fig. 8.*