

US00D695790S

(12) **United States Design Patent**  
**Carra**

(10) **Patent No.:** **US D695,790 S**

(45) **Date of Patent:** **\*\* Dec. 17, 2013**

(54) **LAWN MOWER BLADE**

(71) Applicant: **Carlos Carra**, Cookstown (CA)

(72) Inventor: **Carlos Carra**, Cookstown (CA)

(\*\*) Term: **14 Years**

(21) Appl. No.: **29/444,767**

(22) Filed: **Feb. 4, 2013**

(51) **LOC (9) Cl.** ..... **15-03**

(52) **U.S. Cl.**  
USPC ..... **D15/17**

(58) **Field of Classification Search**  
USPC ..... D15/14-18, 10, 11, 28, 29, 32; D8/7,  
D8/20; 30/347, 276, 390, DIG. 5; 56/295,  
56/255, 289, 13.4, 17.5, 503, DIG. 17,  
56/DIG. 20

See application file for complete search history.

(56) **References Cited**

U.S. PATENT DOCUMENTS

2,687,607	A *	8/1954	Sewell	56/17.4
2,857,729	A *	10/1958	Zoldok	56/295
3,327,460	A *	6/1967	Blackstone	56/295
3,343,350	A *	9/1967	Freedlander et al.	56/295
3,343,351	A *	9/1967	Freedlander et al.	56/295
3,445,992	A *	5/1969	Fischer et al.	56/295
3,781,991	A *	1/1974	Stretton et al.	30/276
4,250,621	A *	2/1981	Houle	30/347
4,302,878	A *	12/1981	Bonforte	30/347
4,351,144	A *	9/1982	Benenati	56/295
4,375,148	A *	3/1983	Beck	56/295
D268,640	S *	4/1983	Bonforte	D8/8
D268,641	S *	4/1983	Bonforte	D15/17
4,696,153	A *	9/1987	Boains, Jr.	56/295
4,893,457	A *	1/1990	Castain	56/295
4,922,698	A *	5/1990	Taylor	56/295
5,033,259	A *	7/1991	Adcock	56/295
5,094,065	A *	3/1992	Azbell	56/255
5,233,820	A *	8/1993	Willsie	56/255

5,271,212	A *	12/1993	Anderson	56/12.7
5,287,686	A *	2/1994	Lindsay	56/255
5,321,940	A *	6/1994	Peterson	56/255
D357,691	S *	4/1995	Bryant	D15/17
5,467,586	A *	11/1995	Lin et al.	56/17.5
5,501,068	A *	3/1996	Martz	56/255
D372,408	S *	8/1996	Robbins	D8/8
5,561,972	A *	10/1996	Rolfe	56/295
D389,382	S *	1/1998	Houle	D8/8
D440,580	S *	4/2001	Cooper et al.	D15/17
D440,981	S *	4/2001	Burch	D15/17
D458,283	S *	6/2002	Stanley	D15/139
D482,700	S *	11/2003	Lancaster	D15/17
D493,476	S *	7/2004	Apfel et al.	D15/139
6,769,236	B2 *	8/2004	Schaedler	56/295
D502,185	S *	2/2005	Byrne	D15/17
6,938,402	B2 *	9/2005	Arfstrom et al.	56/295
D523,028	S *	6/2006	Fitzpatrick	D15/29
7,065,946	B2 *	6/2006	Boeck et al.	56/320.1
D524,827	S *	7/2006	Byrne	D15/29
D528,859	S *	9/2006	Boozer et al.	D7/412
7,127,877	B2 *	10/2006	Curran	56/255
D574,860	S *	8/2008	Potts	D15/17
D577,372	S *	9/2008	Hung	D15/17

(Continued)

Primary Examiner — Mark Goodwin

(74) *Attorney, Agent, or Firm* — Miltons IP/p.i.

(57) **CLAIM**

The ornamental design for a lawn mower blade, as shown and described.

**DESCRIPTION**

FIG. 1 is a top perspective view of a lawn mower blade showing my new design.

FIG. 2 is a back view thereof.

FIG. 3 is a top plan view thereof.

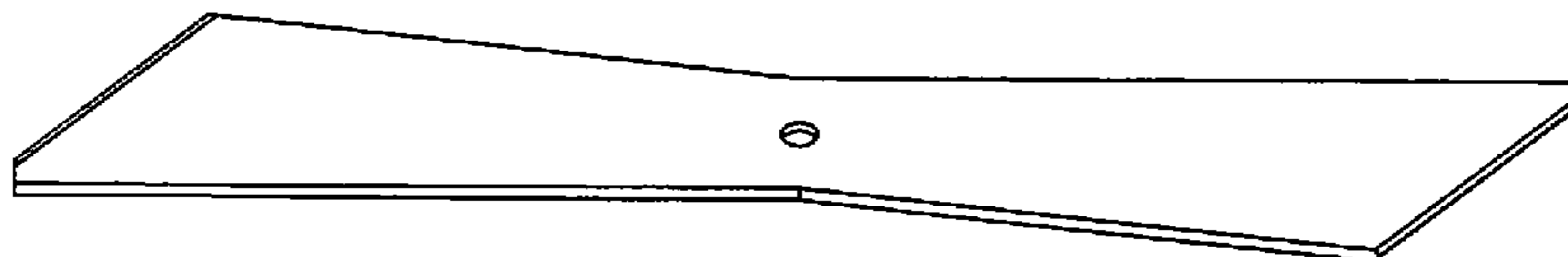
FIG. 4 is a front view thereof.

FIG. 5 is a bottom plan view thereof.

FIG. 6 is a left side view thereof; and,

FIG. 7 is a right side view thereof.

**1 Claim, 1 Drawing Sheet**



# US D695,790 S

Page 2

---

(56)

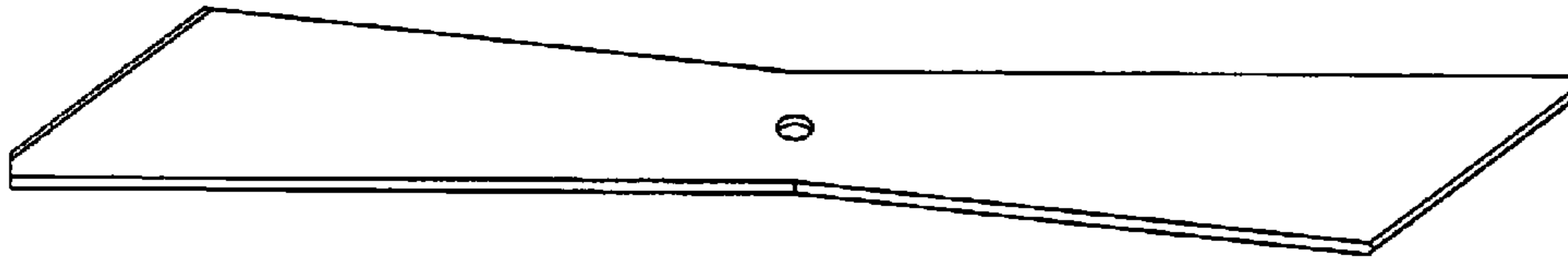
## References Cited

### U.S. PATENT DOCUMENTS

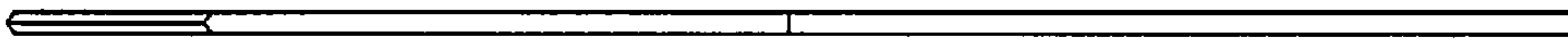
D656,519 S \* 3/2012 Funnell ..... D15/17  
D675,073 S \* 1/2013 Milburn ..... D8/8  
2003/0041582 A1\* 3/2003 Plamper ..... 56/295

2005/0172601 A1\* 8/2005 Besogne ..... 56/295  
2005/0210852 A1\* 9/2005 Lancaster ..... 56/295  
2005/0229573 A1\* 10/2005 Curran ..... 56/255  
2006/0162310 A1\* 7/2006 Dittmer ..... 56/289

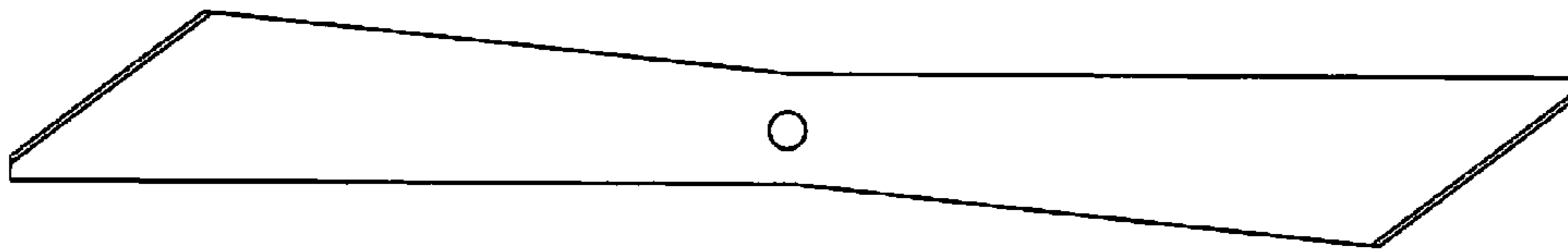
\* cited by examiner



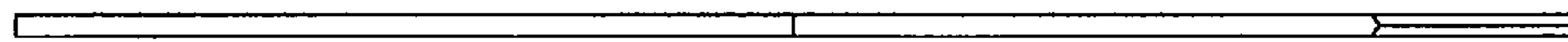
**FIG. 1**



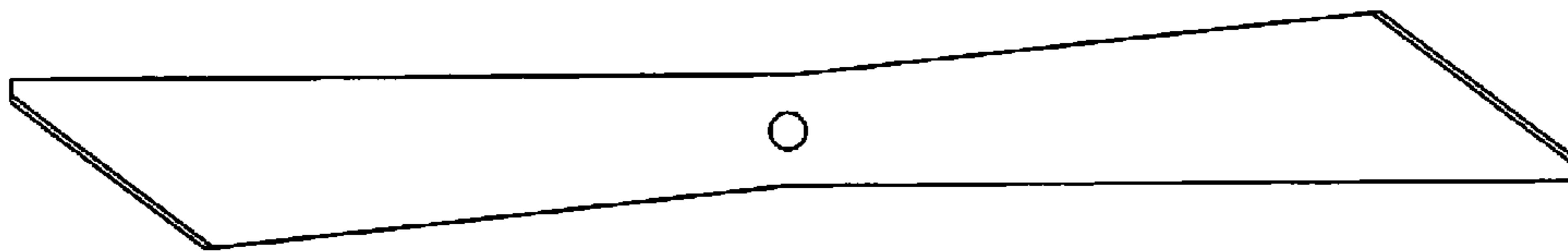
**FIG. 2**



**FIG. 3**



**FIG. 4**



**FIG. 5**

**FIG. 6**



**FIG. 7**

