



US00D695778S

(12) **United States Design Patent**
Edwards et al.

(10) **Patent No.:** **US D695,778 S**

(45) **Date of Patent:** **** Dec. 17, 2013**

(54) **DISPLAY SCREEN WITH ANIMATED GRAPHICAL USER INTERFACE**

(75) Inventors: **Christopher D. Edwards**, Seattle, WA (US); **Mark E. Pearson**, Renton, WA (US); **Christopher Michael Maloney**, San Francisco, CA (US); **Runzhen Huang**, San Jose, CA (US); **Jiang Zhang**, Sunnyvale, CA (US)

(73) Assignee: **Microsoft Corporation**, Redmond, WA (US)

(**) Term: **14 Years**

(21) Appl. No.: **29/419,126**

(22) Filed: **Apr. 25, 2012**

(51) **LOC (9) Cl.** **14-04**

(52) **U.S. Cl.**
USPC **D14/488**

(58) **Field of Classification Search**
USPC D14/485-488, 491; 715/838
See application file for complete search history.

(56) **References Cited**

U.S. PATENT DOCUMENTS

D388,419	S	*	12/1997	Polson et al.	D14/491
5,966,122	A	*	10/1999	Itoh	715/838
D426,206	S	*	6/2000	Richter	D14/487
6,542,175	B1	*	4/2003	Lentz	715/851
D475,064	S	*	5/2003	Nashida et al.	D14/491
D555,664	S	*	11/2007	Nagata et al.	D14/488
D559,855	S	*	1/2008	Sato et al.	D14/486
D578,135	S	*	10/2008	Nathan et al.	D14/488
D582,938	S	*	12/2008	Chen et al.	D14/488
D583,387	S	*	12/2008	Chen et al.	D14/488
D593,578	S	*	6/2009	Ball et al.	D14/488
D595,301	S	*	6/2009	Akimoto	D14/485
D595,726	S	*	7/2009	Akimoto	D14/485
D599,368	S	*	9/2009	Kanga et al.	D14/485
D607,005	S	*	12/2009	Ording et al.	D14/488
D611,053	S	*	3/2010	Kanga et al.	D14/485

D614,641	S	*	4/2010	Viegers et al.	D14/486
D624,929	S	*	10/2010	Agnetta et al.	D14/487
D624,931	S	*	10/2010	Agnetta et al.	D14/487
D657,367	S	*	4/2012	Allen et al.	D14/485
D658,673	S	*	5/2012	Velasco et al.	D14/488
D660,860	S	*	5/2012	Louch et al.	D14/485
D664,550	S	*	7/2012	Lee et al.	D14/485
D665,395	S	*	8/2012	Lee et al.	D14/485

(Continued)

Primary Examiner — Karen E Kearney

(74) *Attorney, Agent, or Firm* — Banner & Witcoff, Ltd.

(57) **CLAIM**

The ornamental design for a display screen with animated graphical user interface, as shown and described.

DESCRIPTION

FIG. 1 is a front view of the first image in a sequence for a display screen with animated graphical user interface showing our new design;

FIG. 2 is the second image thereof;

FIG. 3 is the third image thereof;

FIG. 4 is the fourth image thereof;

FIG. 5 is the fifth image thereof;

FIG. 6 is the sixth image thereof;

FIG. 7 is the seventh image thereof;

FIG. 8 is the eighth image thereof;

FIG. 9 is the ninth image thereof;

FIG. 10 is the tenth image thereof;

FIG. 11 is the eleventh image thereof;

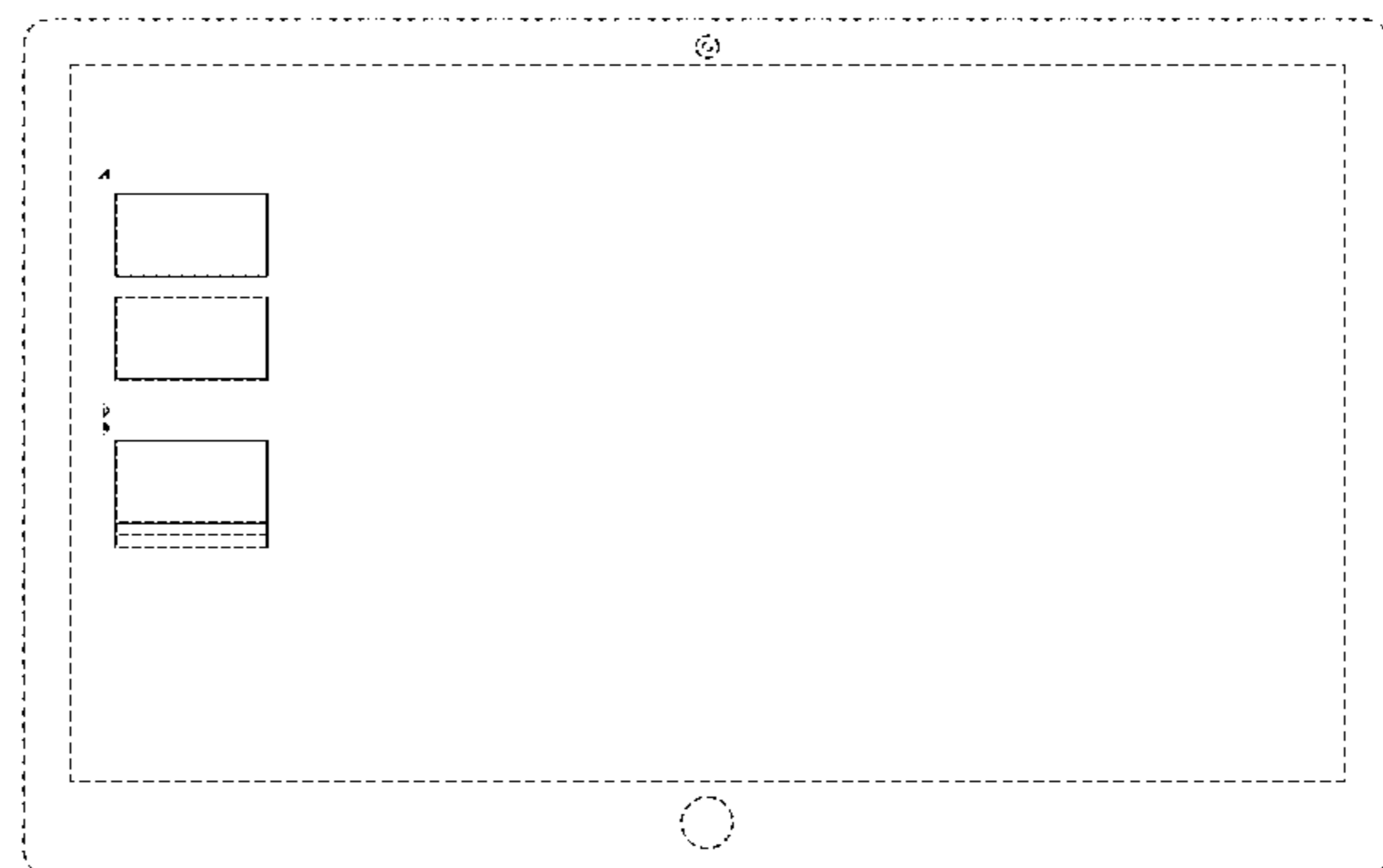
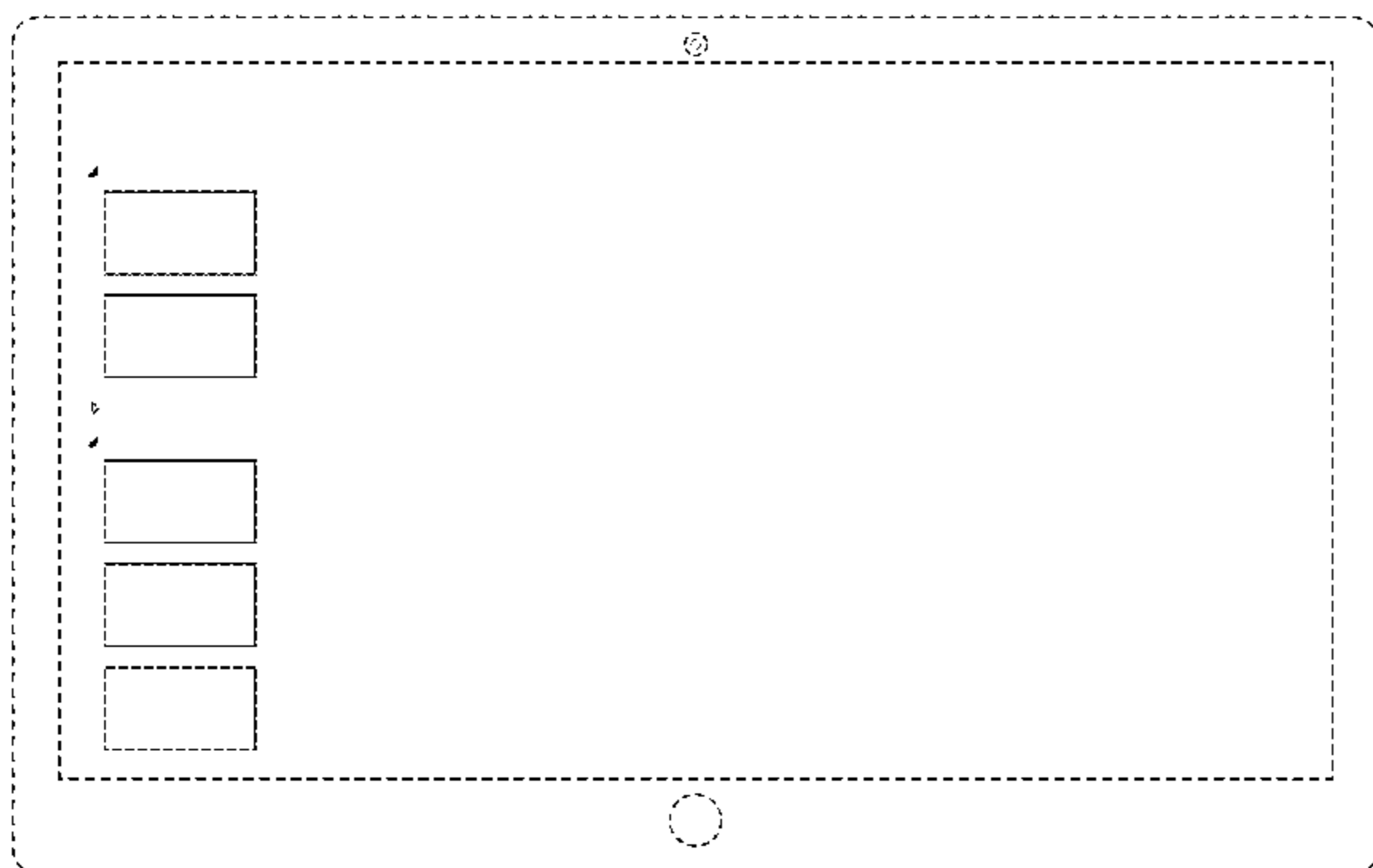
FIG. 12 is the twelfth image thereof;

FIG. 13 is the thirteenth image thereof; and,

FIG. 14 is the fourteenth image thereof.

The appearance of the animated user interface sequentially transitions between the images shown in FIGS. 1-14. The process or period in which one image transitions to another forms no part of the claimed design. The broken line showing of the remainder of the display screen is for environmental purposes only and forms no part of the claimed design.

1 Claim, 14 Drawing Sheets



(56)

References Cited

U.S. PATENT DOCUMENTS

D665,414 S *	8/2012	Lee et al.	D14/488	D689,060 S *	9/2013	Tamura et al.	D14/485
D666,625 S *	9/2012	Gilmore et al.	D14/485	D689,890 S *	9/2013	Fong et al.	D14/486
D668,671 S *	10/2012	Zaman et al.	D14/488	2004/0036711 A1 *	2/2004	Anderson	345/701
D670,726 S *	11/2012	Bitran et al.	D14/487	2005/0034084 A1 *	2/2005	Ohtsuki et al.	715/864
D675,224 S *	1/2013	Lee et al.	D14/488	2005/0060665 A1 *	3/2005	Rekimoto	715/810
D676,862 S *	2/2013	Ho Kushner et al.	D14/486	2005/0210388 A1 *	9/2005	Matsumoto	715/719
D682,875 S *	5/2013	Frijlink et al.	D14/488	2007/0033540 A1 *	2/2007	Bridges et al.	715/769
D686,237 S *	7/2013	Alucema et al.	D14/486	2007/0035652 A1 *	2/2007	Toyoda et al.	348/333.05
				2010/0306692 A1 *	12/2010	Baier et al.	715/777
				2011/0126156 A1 *	5/2011	Krishnaraj et al.	715/828
				2012/0299933 A1 *	11/2012	Lau et al.	345/473

* cited by examiner




FIG. 1




FIG. 2




FIG. 3




FIG. 4




FIG. 5




FIG. 6




FIG. 7




FIG. 8




FIG. 9




FIG. 10




FIG. 11




FIG. 12




FIG. 13




FIG. 14