



US00D695775S

(12) **United States Design Patent**
Brinda et al.

(10) **Patent No.:** **US D695,775 S**

(45) **Date of Patent:** **** Dec. 17, 2013**

(54) **DISPLAY SCREEN WITH AN ANIMATED GRAPHICAL USER INTERFACE**

2002/0149611 A1* 10/2002 May 345/706
2007/0143679 A1* 6/2007 Resner 715/706

* cited by examiner

(75) Inventors: **David Brinda**, Bellevue, WA (US);
Sheng-Hsin Huang, Taoyuan County (TW); **Jye Rong**, Taoyuan County (TW);
Wei-Chia Yen, Taoyuan County (TW)

Primary Examiner — Melanie H Tung
(74) *Attorney, Agent, or Firm* — Jianq Chyun IP Office

(73) Assignee: **HTC Corporation**, Taoyuan County (TW)

(57) **CLAIM**
The ornamental design for a display screen with an animated graphical user interface, as shown and described.

(**) Term: **14 Years**

(21) Appl. No.: **29/409,155**

DESCRIPTION

(22) Filed: **Dec. 21, 2011**

(51) **LOC (9) Cl.** **14-04**

(52) **U.S. Cl.**
USPC **D14/488**; D14/486

(58) **Field of Classification Search**
USPC D14/485–95; D18/24–33; D19/6, 52;
D20/11; D21/324–33; 715/700–867,
715/973–77

See application file for complete search history.

FIG. 1 is a front view of the first image of a display screen with an animated graphical user interface showing a first embodiment of our new design;
FIG. 2 is a front view of a second image of the first embodiment;
FIG. 3 is a front view of a third image of the first embodiment;
FIG. 4 is a front view of a fourth image of the first embodiment;
FIG. 5 is a front view of a fifth image of the first embodiment;
FIG. 6 is a front view of a sixth image of the first embodiment;
FIG. 7 is a front view of a seventh image of the first embodiment;
FIG. 8 is a front view of the first image of a display screen with an animated graphical user interface showing a second embodiment of our new design;
FIG. 9 is a front view of a second image of the second embodiment;
FIG. 10 is a front view of a third image of the second embodiment;
FIG. 11 is a front view of a fourth image of the second embodiment;
FIG. 12 is a front view of a fifth image of the second embodiment;
FIG. 13 is a front view of a sixth image of the second embodiment;
FIG. 14 is a front view of a seventh image of the second embodiment;
FIG. 15 is a front view of the first image of a display screen with an animated graphical user interface showing a third embodiment of our new design;

(56) **References Cited**

U.S. PATENT DOCUMENTS

D153,568 S *	4/1949	Wagner	D20/11
6,246,411 B1 *	6/2001	Strauss	715/863
D496,667 S *	9/2004	Hoglund	D14/489
D563,970 S *	3/2008	Jun et al.	D14/486
D592,220 S *	5/2009	Jasinski	D14/486
D600,713 S *	9/2009	LaManna et al.	D14/492
D601,578 S *	10/2009	Poulet et al.	D14/488
D603,418 S *	11/2009	Magnani et al.	D14/486
D623,695 S *	9/2010	Tesnar et al.	D20/23
D624,407 S *	9/2010	Straker	D9/434
D633,508 S *	3/2011	Chou et al.	D14/485
D636,405 S *	4/2011	Mays et al.	D14/495
D638,842 S *	5/2011	Woods et al.	D14/486
D648,732 S *	11/2011	Chou et al.	D14/485
D648,733 S *	11/2011	Chou et al.	D14/485
D652,049 S *	1/2012	Chou et al.	D14/485
D662,508 S *	6/2012	Kim	D14/486
D672,366 S *	12/2012	Duggan et al.	D14/492
D674,400 S *	1/2013	Fong et al.	D14/486




FIG. **16** is a front view of a second image of the third embodiment;

FIG. **17** is a front view of a third image of the third embodiment;

FIG. **18** is a front view of a fourth image of the third embodiment;

FIG. **19** is a front view of a fifth image of the third embodiment;

FIG. **20** is a front view of a sixth image of the third embodiment;

FIG. **21** is a front view of a seventh image of the third embodiment;

FIG. **22** is a front view of the first image of a display screen with an animated graphical user interface showing a fourth embodiment of our new design;

FIG. **23** is a front view of a second image of the fourth embodiment;

FIG. **24** is a front view of a third image of the fourth embodiment;

FIG. **25** is a front view of a fourth image of the fourth embodiment;

FIG. **26** is a front view of a fifth image of the fourth embodiment;

FIG. **27** is a front view of a sixth image of the fourth embodiment; and,

FIG. **28** is a front view of a seventh image of the fourth embodiment.

The broken line drawing of the display screen in all views forms no part of the claimed design. The appearance of the transitional image sequentially transitions between the images shown in FIGS. **1-7** of the first embodiment, FIGS. **8-14** of the second embodiment, FIGS. **15-21** of the third embodiment, and FIGS. **22-28** of the fourth embodiment. The process or period in which one image transitions to another image forms no part of the claimed design.

1 Claim, 28 Drawing Sheets



FIG. 1



FIG. 2



FIG. 3



FIG. 4



FIG. 5



FIG. 6



FIG. 7



FIG. 8



FIG. 9



FIG. 10

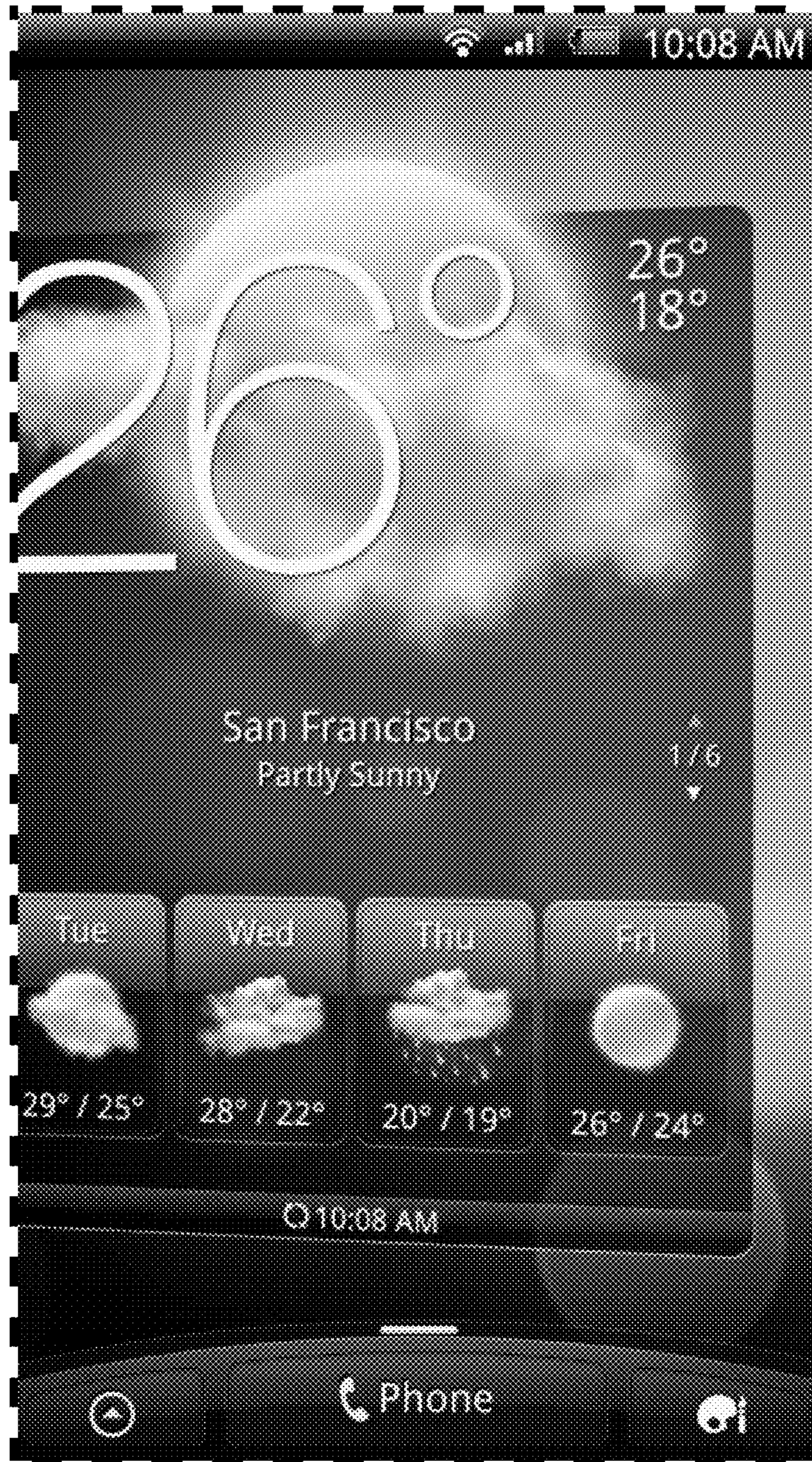


FIG. 11



FIG. 12



FIG. 13



FIG. 14



FIG. 15



FIG. 16

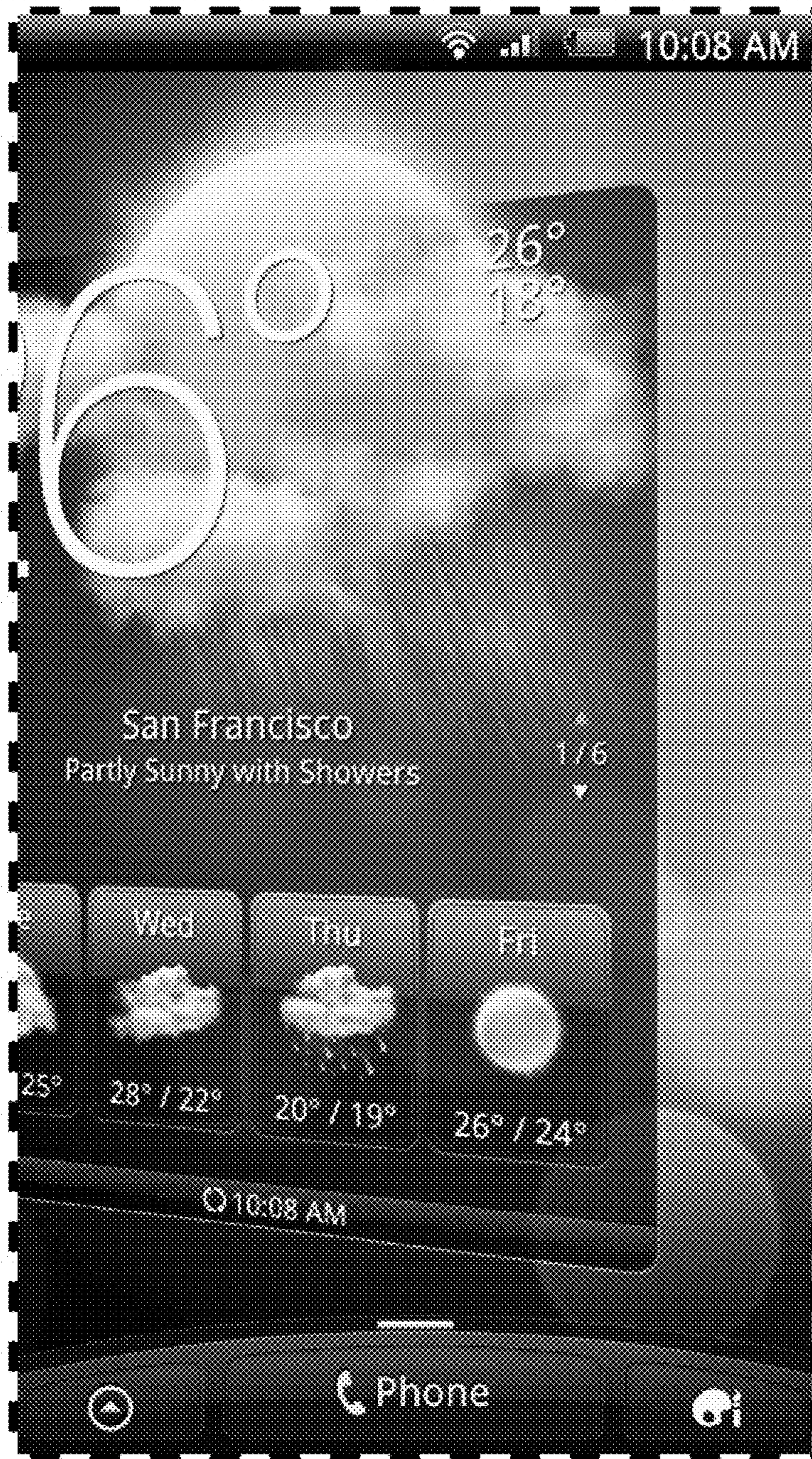


FIG. 17



FIG. 18



FIG. 19



FIG. 20



FIG. 21



FIG. 22



FIG. 23



FIG. 24

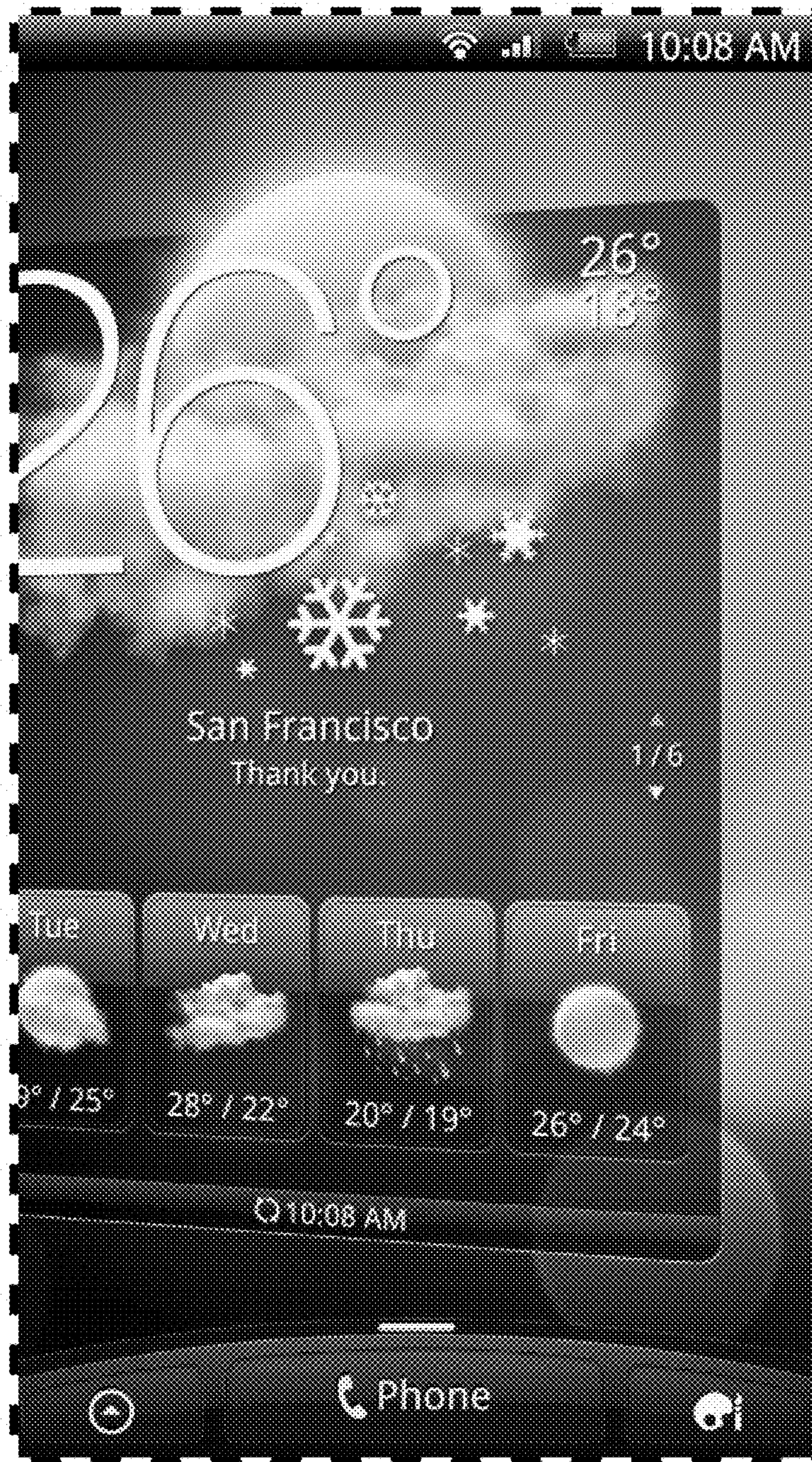


FIG. 25



FIG. 26



FIG. 27



FIG. 28