



US00D695687S

(12) **United States Design Patent**
Fukano et al.

(10) **Patent No.:** **US D695,687 S**

(45) **Date of Patent:** **** Dec. 17, 2013**

(54) **GATEWAY UNIT**

(75) Inventors: **Yoshihiro Fukano**, Tsukubamirai (JP);
Kazuyuki Oguma, Tsukubamirai (JP)

(73) Assignee: **SMC Corporation**, Chiyoda-ku, Tokyo
(JP)

(**) Term: **14 Years**

(21) Appl. No.: **29/427,313**

(22) Filed: **Jul. 17, 2012**

(30) **Foreign Application Priority Data**

Jan. 27, 2012 (JP) 2012-001617

(51) **LOC (9) Cl.** **13-03**

(52) **U.S. Cl.**
USPC **D13/146**

(58) **Field of Classification Search**
USPC D13/110, 146, 147, 154, 184, 199;
439/135, 180, 278, 290, 292, 295, 483,
439/527, 529, 533, 660, 668, 680, 682, 686,
439/892, 894

See application file for complete search history.

(56) **References Cited**

U.S. PATENT DOCUMENTS

D601,963 S * 10/2009 Fukano et al. D13/146
D607,821 S * 1/2010 Fukano et al. D13/146

D653,218 S * 1/2012 Fukano et al. D13/147
D657,745 S * 4/2012 Fukano et al. D13/147
D675,160 S * 1/2013 Tanaka et al. D13/123
D683,702 S * 6/2013 Kaneshige D13/147
D685,331 S * 7/2013 Correll et al. D13/147

* cited by examiner

Primary Examiner — Daniel Bui

(74) *Attorney, Agent, or Firm* — Yokoi & Co., U.S.A., Inc.;
Toshiyuki Yokoi

(57) **CLAIM**

The ornamental design for a gateway unit, as shown and described.

DESCRIPTION

FIG. 1 shows a front view of a gateway unit showing our new design;
FIG. 2 shows a rear view thereof;
FIG. 3 shows a right side view thereof;
FIG. 4 shows a left side view thereof;
FIG. 5 shows a top view thereof;
FIG. 6 shows a bottom view thereof;
FIG. 7 shows a top, front and left side perspective view thereof; and,
FIG. 8 shows a bottom, rear and left side perspective view thereof.

1 Claim, 6 Drawing Sheets

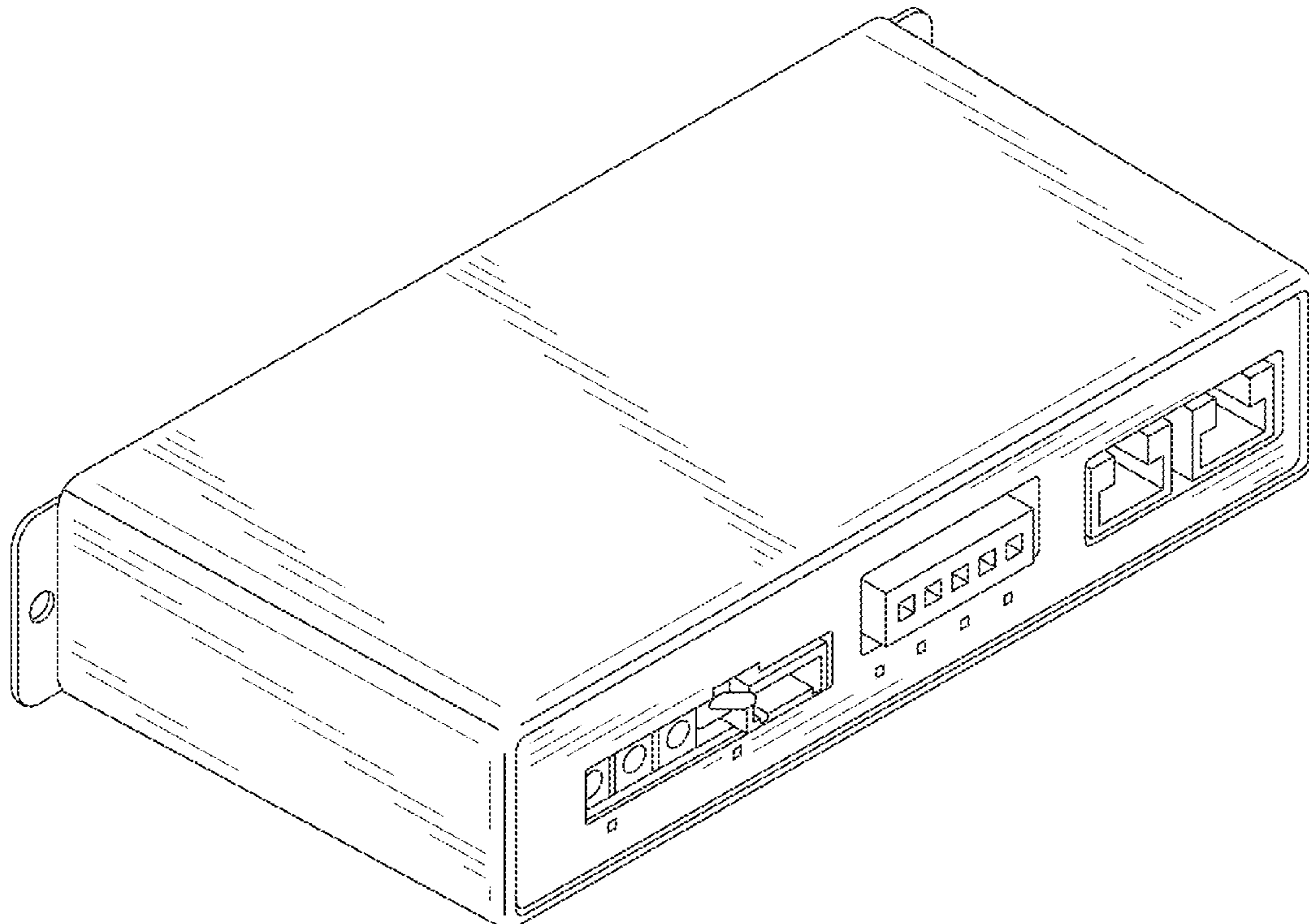


FIG. 1

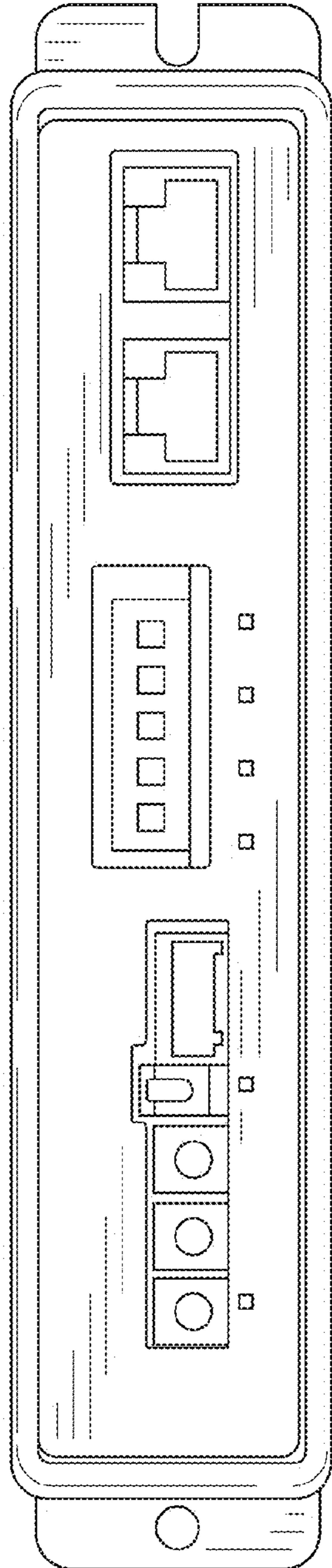


FIG. 2




FIG. 3




FIG. 4




FIG. 5

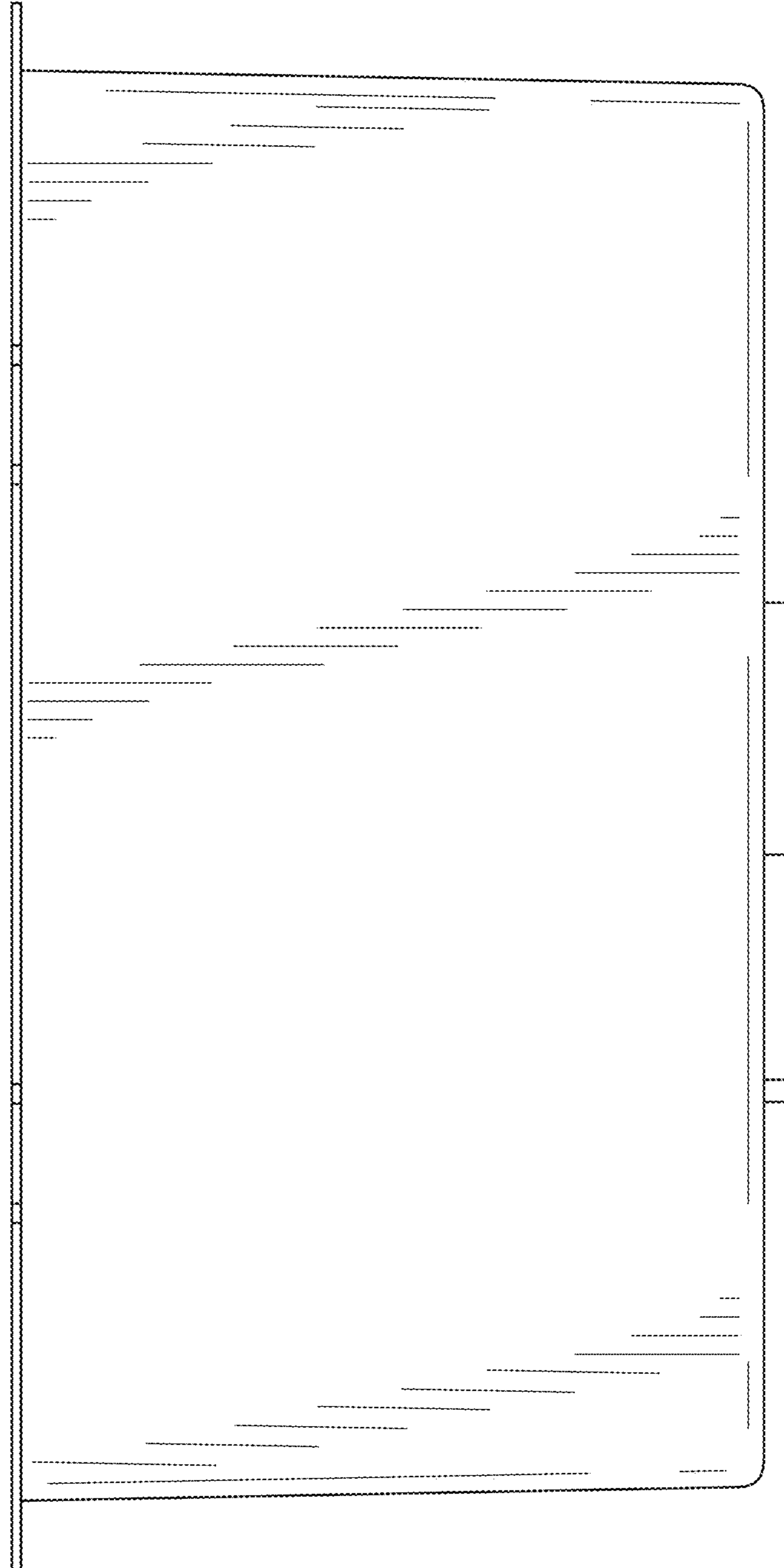


FIG. 6




FIG. 7

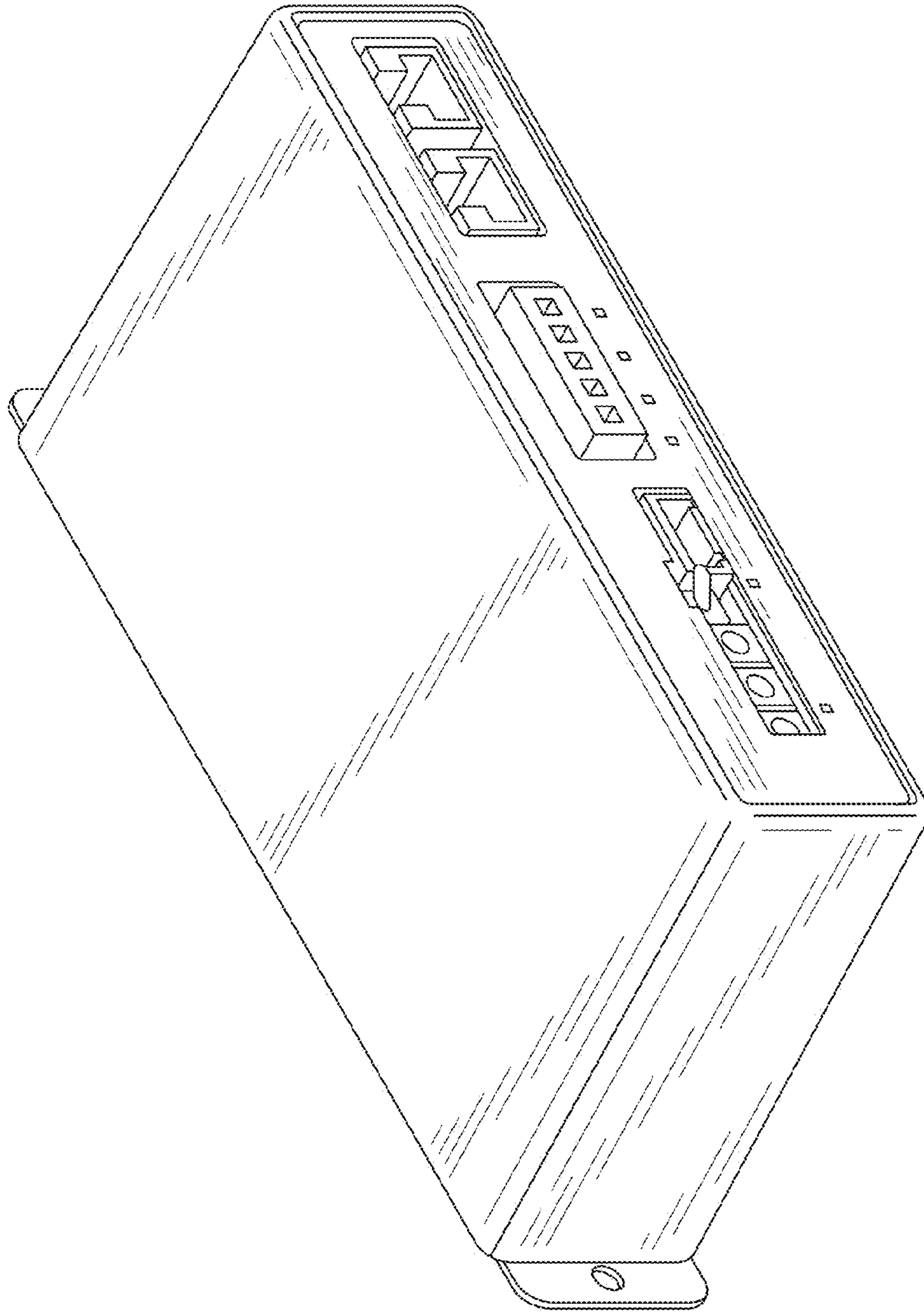


FIG. 8

