

US00D695679S

(12) **United States Design Patent**  
**Endoh et al.**

(10) **Patent No.:** **US D695,679 S**

(45) **Date of Patent:** **\*\* Dec. 17, 2013**

(54) **SOLAR CELL MODULE**

(71) Applicant: **Fujikura Ltd.**, Tokyo (JP)

(72) Inventors: **Katsuyoshi Endoh**, Chiba (JP); **Kenichi Okada**, Chiba (JP)

(73) Assignee: **Fujikura Ltd.**, Tokyo (JP)

(\*\*) Term: **14 Years**

(21) Appl. No.: **29/449,114**

(22) Filed: **Mar. 14, 2013**

(30) **Foreign Application Priority Data**

Sep. 19, 2012 (JP) ..... D2012-022584

(51) **LOC (9) Cl.** ..... **13-02**

(52) **U.S. Cl.**  
USPC ..... **D13/102**

(58) **Field of Classification Search**

USPC ..... D13/102, 101, 103, 107, 118, 119, 184,  
D13/199; 126/561, 600, 605, 606, 627, 667;  
136/206, 244-251, 256, 291, 292;  
320/101, 102; 438/80

See application file for complete search history.

(56) **References Cited**

**U.S. PATENT DOCUMENTS**

D258,232 S \* 2/1981 Weis ..... D13/102  
D353,129 S \* 12/1994 Ricaud et al. .... D13/102

D389,454 S \* 1/1998 Mori ..... D13/102  
D442,915 S \* 5/2001 Sasaoka ..... D13/119  
D445,088 S \* 7/2001 Sasaoka ..... D13/119  
D543,501 S \* 5/2007 Yamashita et al. .... D13/102  
D594,797 S \* 6/2009 Lee ..... D12/190  
D616,359 S \* 5/2010 Adriani ..... D13/102  
D625,695 S \* 10/2010 Wieting ..... D13/182  
D644,601 S \* 9/2011 Adriani ..... D13/102  
D644,987 S \* 9/2011 Casler et al. .... D13/102  
2006/0219288 A1 \* 10/2006 Tuttle ..... 136/243  
2008/0142070 A1 \* 6/2008 Lechner et al. .... 136/244  
2009/0223555 A1 \* 9/2009 Ammar ..... 136/246  
2009/0314330 A1 \* 12/2009 Saha et al. .... 136/246

\* cited by examiner

*Primary Examiner* — Derrick Holland

(74) *Attorney, Agent, or Firm* — Rader, Fishman & Grauer PLLC

(57) **CLAIM**

The ornamental design for a solar cell module, as shown and described.

**DESCRIPTION**

FIG. 1 is a front elevational view of a solar cell module showing our new design.

FIG. 2 is a rear elevational view thereof;

FIG. 3 is a right side elevational view thereof, a left side elevational view thereof being a mirror image; and,

FIG. 4 is a top plan view thereof, a bottom plan view thereof being a mirror image.

**1 Claim, 3 Drawing Sheets**

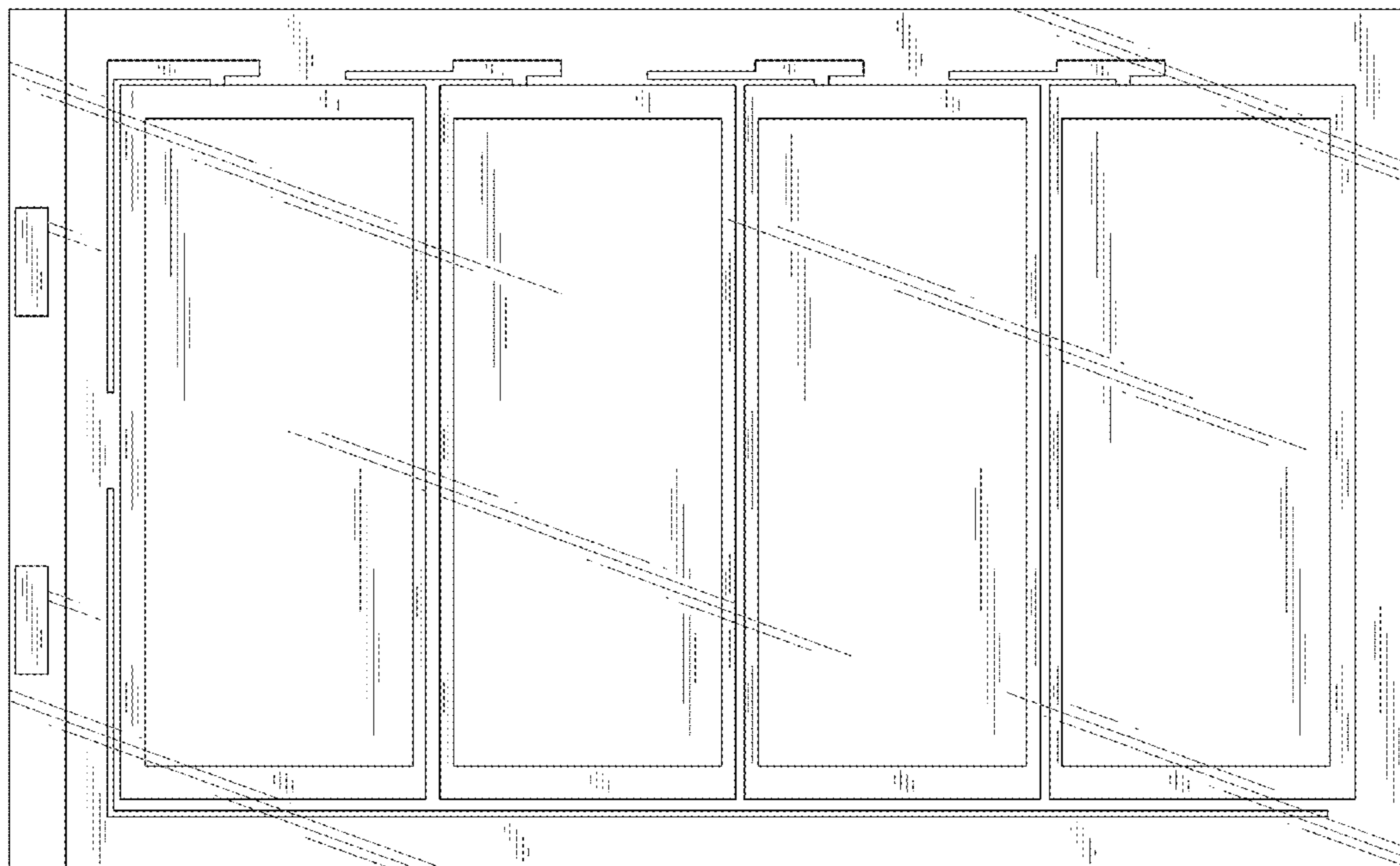


FIG. 1

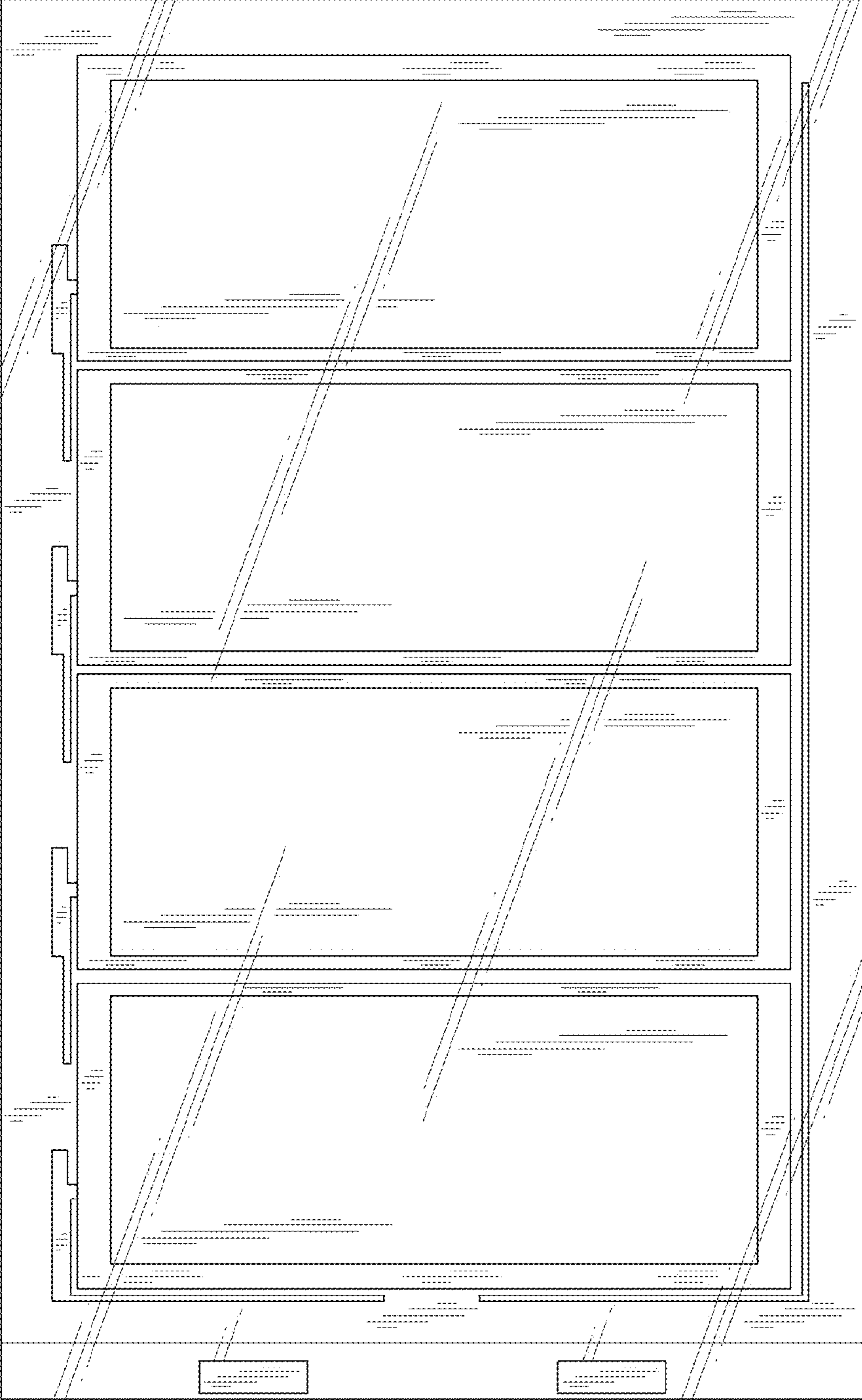


FIG.2




FIG.3




FIG.4

