



US00D695660S

(12) **United States Design Patent**  
**Hanson et al.**

(10) **Patent No.:** **US D695,660 S**  
(45) **Date of Patent:** **\*\* Dec. 17, 2013**

(54) **SILL PLATE OF A TRUCK**  
(75) Inventors: **Eric J. Hanson**, Valparaiso, IN (US);  
**Robert B. Riggs**, Canton, MI (US);  
**Joseph F. deNatale**, Greensboro, NC  
(US)

(73) Assignee: **Caterpillar Inc.**, Peoria, IL (US)

(\*\*) Term: **14 Years**

(21) Appl. No.: **29/381,467**

(22) Filed: **Dec. 20, 2010**

(51) **LOC (9) Cl.** ..... **12-08**

(52) **U.S. Cl.**  
USPC ..... **D12/195**

(58) **Field of Classification Search**  
USPC ..... D12/195, 193, 414, 190, 196; 180/190;  
280/750-752; 296/190.01-191, 70,  
296/193.08, 145, 153, 37.1-37.13, 149,  
296/146.1; D15/17, 28; D10/46, 98,  
D10/102-103; 49/501-502; D8/302-303  
See application file for complete search history.

(56) **References Cited**

**U.S. PATENT DOCUMENTS**

D251,997 S	6/1979	Pelly
D281,752 S	12/1985	Dickens et al.
D313,694 S	1/1991	Mawhinney et al.
D313,695 S	1/1991	Mawhinney et al.
D318,949 S	8/1991	Mawhinney et al.
D319,730 S	9/1991	Stenson
D327,801 S	7/1992	Lee
D329,836 S	9/1992	Meyers
D332,181 S	1/1993	Sacco et al.
D354,988 S	1/1995	Garza
D360,396 S	7/1995	Collins
D391,087 S	2/1998	Sacco et al.

D408,058 S	4/1999	Isaacs
D431,217 S	9/2000	Asakura
D438,152 S	2/2001	Huisaini et al.
D442,376 S	5/2001	Norman
D444,435 S	7/2001	Saleen
D469,726 S	2/2003	Kraines
D496,534 S	9/2004	Pfeiffer
D499,998 S	* 12/2004	Tanaka et al. .... D12/192
D501,811 S	* 2/2005	Fukuda et al. .... D12/192
D501,885 S	2/2005	Colson
D503,173 S	3/2005	Hussaini et al.
D512,357 S	* 12/2005	Schuttera ..... D12/192
D514,045 S	1/2006	Hussaini et al.
D516,328 S	3/2006	Stalmate et al.
D517,967 S	3/2006	Hussaini et al.

(Continued)

**OTHER PUBLICATIONS**

Audi RS4 pedal set, May 25, 2010, <http://www.europrice.us/rs4pedals.jpg>.

*Primary Examiner* — Katrina A Betton

(74) *Attorney, Agent, or Firm* — Finnegan, Henderson, Farabow, Garrett & Dunner LLP

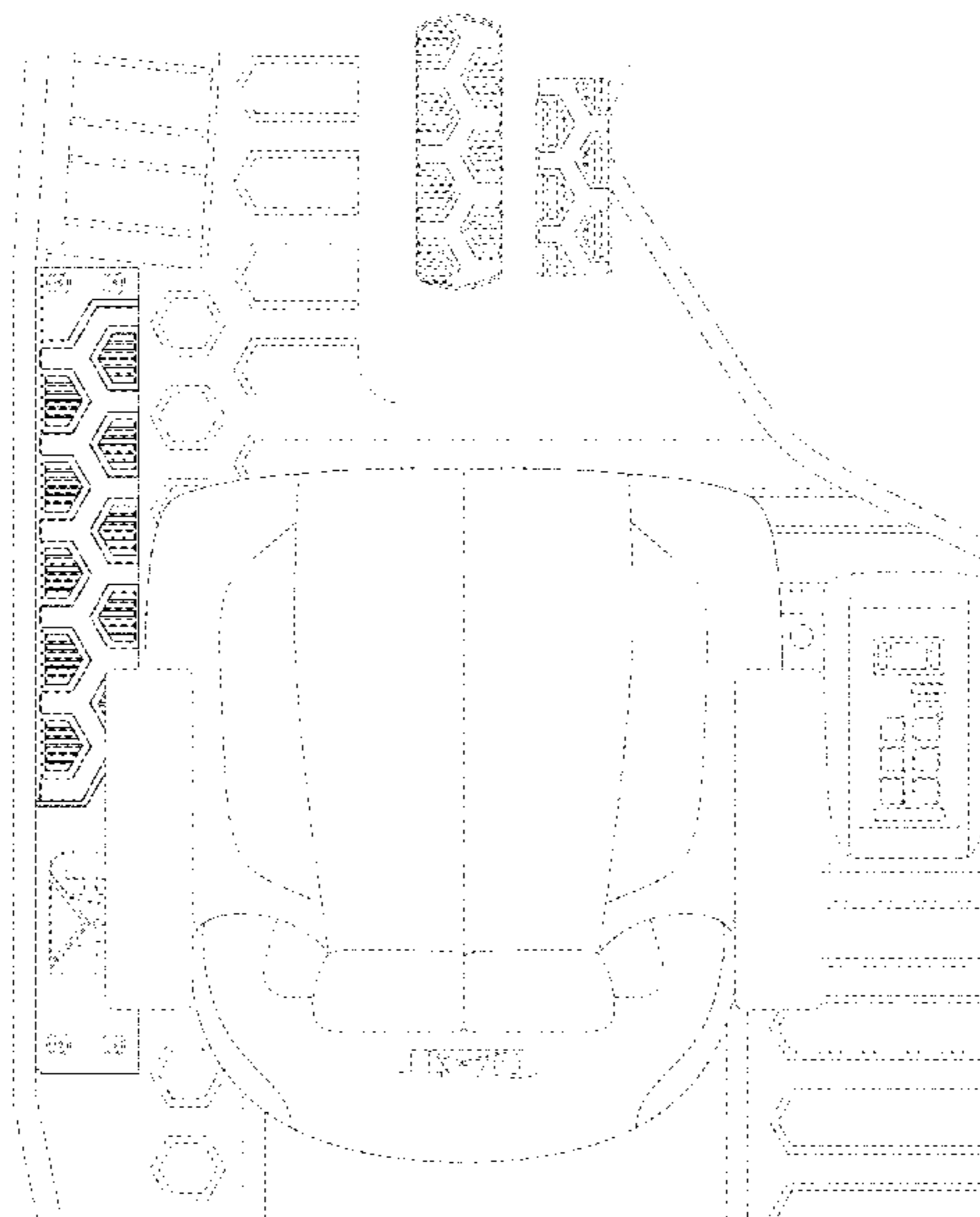
(57) **CLAIM**

The ornamental design for a sill plate of a truck, as shown and described.

**DESCRIPTION**

FIG. 1 is a top view of a sill plate for a truck;  
FIG. 2 is an enlarged top view of a sill plate for a truck;  
FIG. 3 is an enlarged front view of a sill plate for a truck; and,  
FIG. 4 is an enlarged left view of a sill plate for a truck.  
The bottom, right, and rear views of the sill plate are not seen during ordinary use and are not part of the claimed design. The broken lines depict environment and the elements depicted in broken lines form no part of the claimed design.

**1 Claim, 4 Drawing Sheets**



(56)

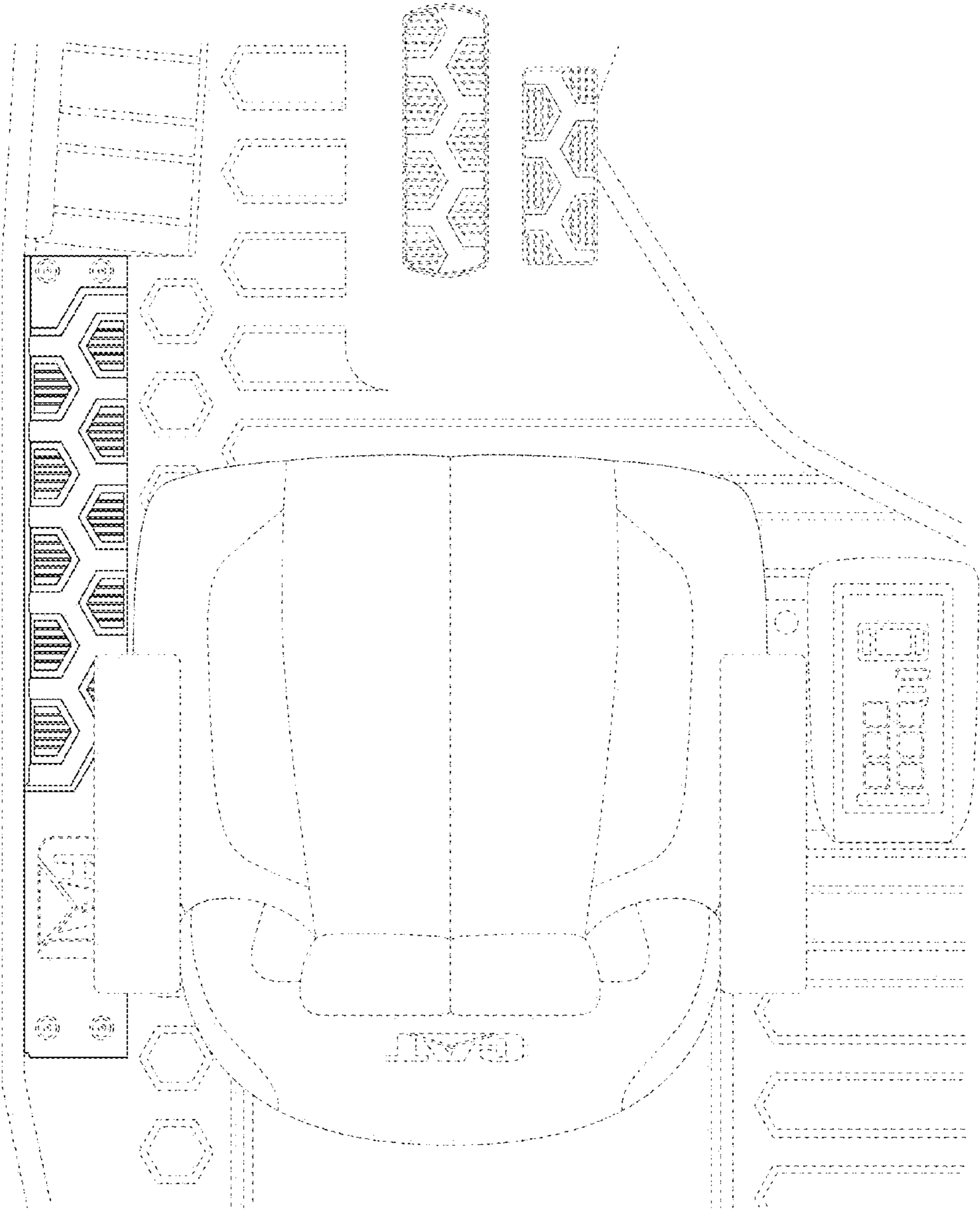
**References Cited**

U.S. PATENT DOCUMENTS

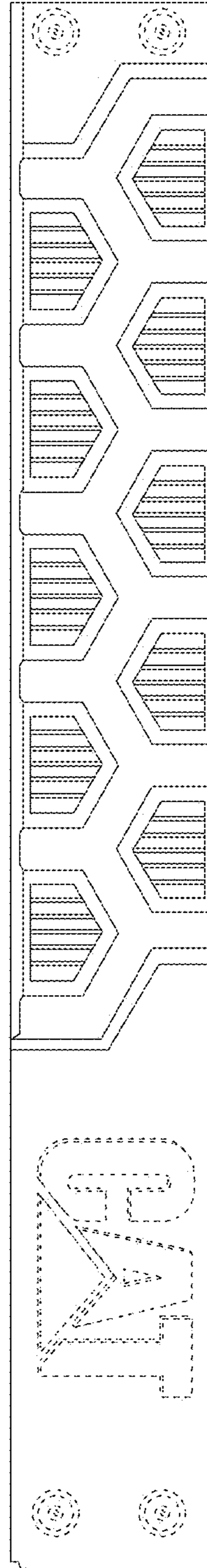
D532,730 S *	11/2006	Kohara et al. ....	D12/192	D575,702 S	8/2008	Lapierre	
D536,545 S	2/2007	Young		D577,642 S *	9/2008	Kitajima et al. ....	D12/192
D539,714 S *	4/2007	Toyama et al. ....	D12/192	D577,644 S *	9/2008	Wyszogrod et al. ....	D12/195
D554,033 S *	10/2007	Hill et al. ....	D12/195	D577,921 S	10/2008	Tanaka et al.	
D556,112 S	11/2007	Lu		D586,714 S *	2/2009	Woodard et al. ....	D12/192
D560,150 S *	1/2008	Honma et al. ....	D12/192	D602,833 S *	10/2009	Corradi .....	D12/195
D571,272 S *	6/2008	Esaki et al. ....	D12/192	D610,353 S	2/2010	Cooney et al.	
				D615,311 S	5/2010	Fleming	
				2012/0139283 A1 *	6/2012	Ono et al. ....	296/70

\* cited by examiner

FIG. 1



**FIG. 2**



**FIG. 3**

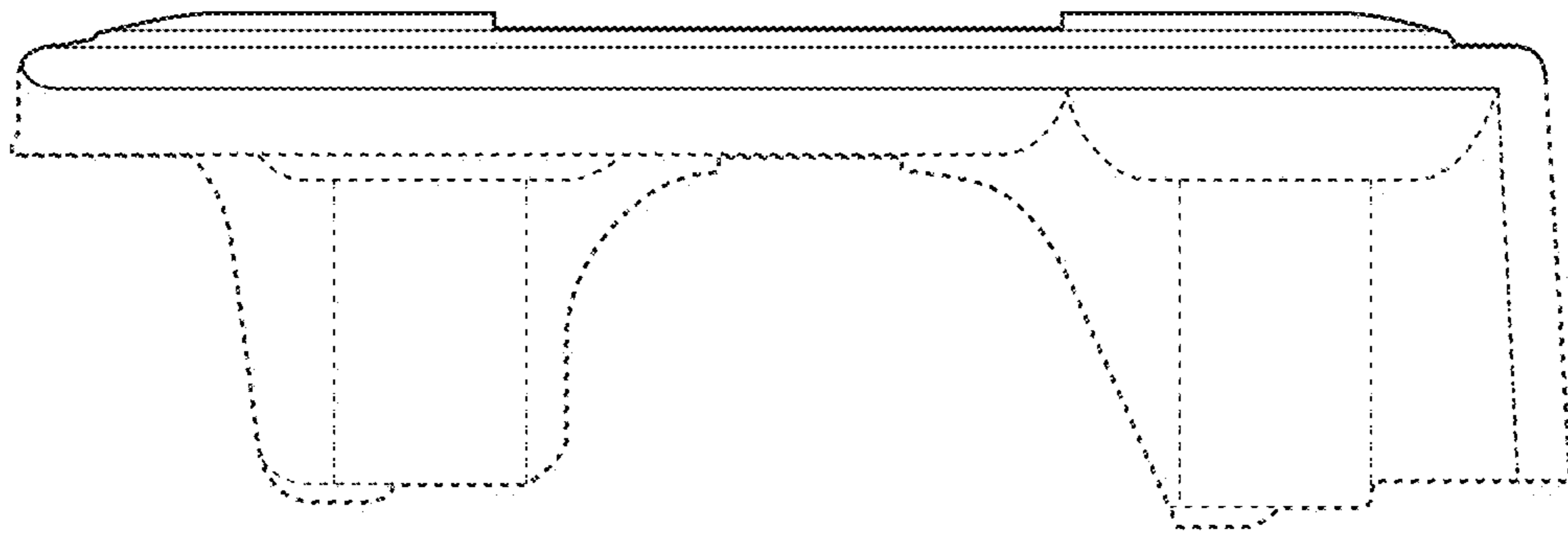


FIG. 4

