



US00D695645S

(12) **United States Design Patent**
Tase et al.

(10) **Patent No.:** **US D695,645 S**
(45) **Date of Patent:** **** Dec. 17, 2013**

(54) **AUTOMOBILE AND/OR TOY REPLICA THEREOF**

D676,360 S * 2/2013 Ohkoshi et al. D12/91
D683,655 S * 6/2013 Yoshida et al. D12/91
D689,399 S * 9/2013 Kim et al. D12/91

(75) Inventors: **Nobutaka Tase**, Kanagawa (JP);
Kazunori Murabayashi, Tokyo (JP)

* cited by examiner

(73) Assignee: **Nissan Motor Co., Ltd.**, Yokohama (JP)

Primary Examiner — Melody Brown

(74) *Attorney, Agent, or Firm* — Global IP Counselors, LLP

(**) Term: **14 Years**

(21) Appl. No.: **29/428,414**

(57) **CLAIM**

The ornamental design for an automobile and/or a toy replica thereof, as shown and described.

(22) Filed: **Jul. 31, 2012**

(30) **Foreign Application Priority Data**

Feb. 3, 2012 (JP) 2012-002246

(51) **LOC (9) Cl.** **12-08**

(52) **U.S. Cl.**
USPC **D12/91**

(58) **Field of Classification Search**
USPC D12/86, 90–92, 88; D21/424, 433, 434;
296/181.1, 181.5

See application file for complete search history.

(56) **References Cited**

U.S. PATENT DOCUMENTS

D674,726 S * 1/2013 Yamada et al. D12/91

DESCRIPTION

FIG. 1 is a front and left side perspective view of an automobile and/or replica thereof showing our new design;
FIG. 2 is a rear and left side perspective view thereof;
FIG. 3 is a right side elevational view thereof;
FIG. 4 is a left side elevational view thereof;
FIG. 5 is a top plan view thereof and;
FIG. 6 is a front elevational view thereof; and,
FIG. 7 is a rear elevational view thereof.

The broken line showing of the automobile and/or the toy replica thereof is for purpose of illustrating environmental structure and forms no part of the claimed design.

1 Claim, 7 Drawing Sheets





FIG. 1



FIG. 2



FIG. 3




FIG. 4

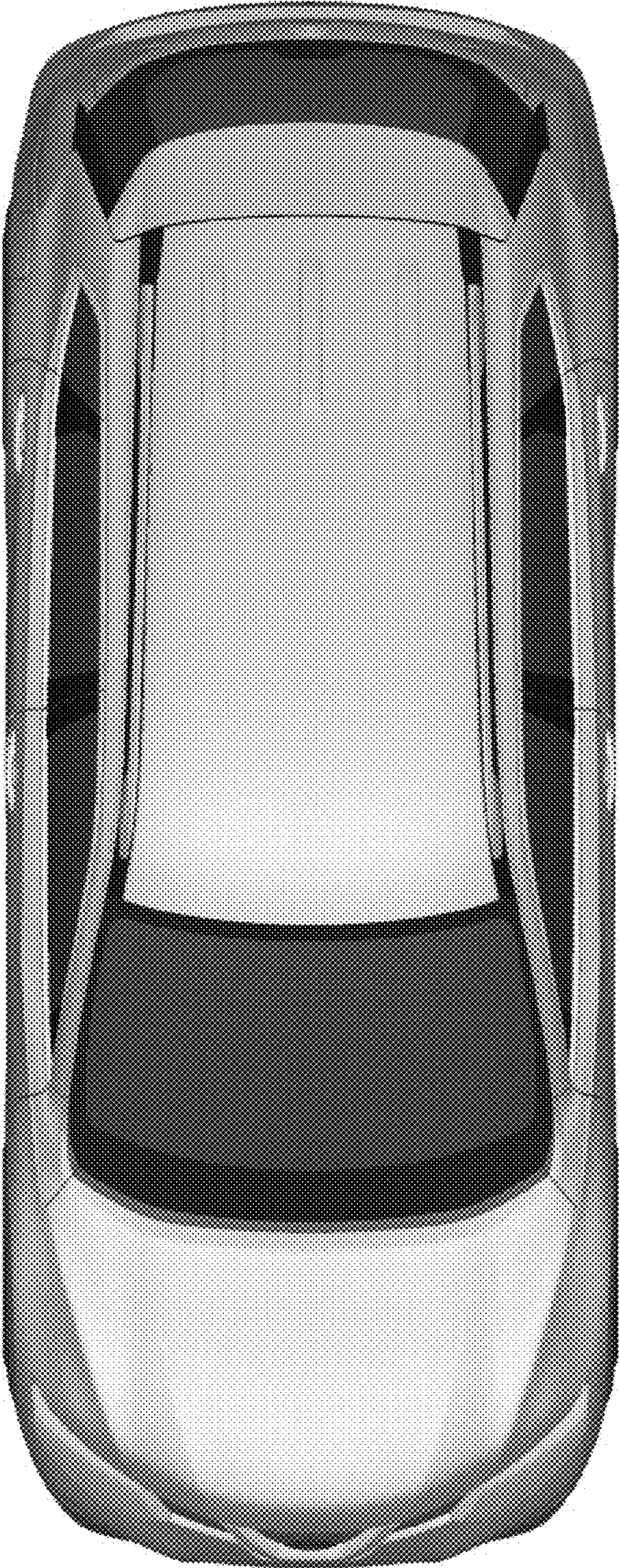


FIG. 5



FIG. 6




FIG. 7