

US00D695637S

(12) **United States Design Patent**
Jacquerye

(10) **Patent No.:** **US D695,637 S**

(45) **Date of Patent:** **** Dec. 17, 2013**

(54) **WATCH**

(75) **Inventor:** **Francis Jacquerye, Neuchatel (CH)**

(73) **Assignee:** **Compagnie des Montres Longines, Francillon S.A. (Longines Watch Co., Francillon Ltd.), Saint-Imier (CH)**

(**) **Term:** **14 Years**

(21) **Appl. No.:** **29/423,263**

(22) **Filed:** **May 30, 2012**

(30) **Foreign Application Priority Data**

Feb. 24, 2012 (WO) DM/077 777

(51) **LOC (9) Cl.** **10-02**

(52) **U.S. Cl.**
USPC **D10/39**

(58) **Field of Classification Search**
USPC D10/30-39, 122-132; 368/276, 281,
368/282, 223, 228, 232, 80

See application file for complete search history.

(56) **References Cited**

U.S. PATENT DOCUMENTS

D56,426	S	*	10/1920	Goodrow	D10/126
2,361,563	A	*	10/1944	Pellaton	368/80
2,385,234	A	*	9/1945	Schmitz	368/288
D186,180	S	*	9/1959	Diamond	D10/39
3,427,800	A	*	2/1969	Blum	368/223
4,019,037	A	*	4/1977	Monna	708/111
5,220,541	A	*	6/1993	Vuilleumier	368/88
D358,776	S	*	5/1995	Pandel	D10/30

5,467,325	A	*	11/1995	Juillerat	368/276
D365,526	S	*	12/1995	Gardner	D10/39
5,473,580	A	*	12/1995	Gilomen et al.	368/28
D420,920	S	*	2/2000	Bach	D10/32
D459,241	S	*	6/2002	Bodino	D10/32
D474,118	S	*	5/2003	Monachon	D10/32
6,570,823	B1	*	5/2003	Gilomen et al.	368/113
6,791,905	B1	*	9/2004	Sekiguchi	368/80
D517,432	S	*	3/2006	Laucella	D10/39
D520,384	S	*	5/2006	Scheufele	D10/39
D521,395	S	*	5/2006	Slimane	D10/32
D568,769	S	*	5/2008	Emch Ducommun	D10/32
D648,638	S	*	11/2011	Monachon	D10/39
8,179,744	B2	*	5/2012	Laucella et al.	368/110
8,446,671	B2	*	5/2013	Omata et al.	359/485.01

* cited by examiner

Primary Examiner — Lucy Lieberman

(74) *Attorney, Agent, or Firm* — Donald J. Ranft; Collen IP

(57) **CLAIM**

The ornamental design for a watch, as shown and described.

DESCRIPTION

FIG. 1 is a front left perspective view of a watch showing our new design;

FIG. 2 is a front right perspective view thereof;

FIG. 3 is a rear right perspective view thereof;

FIG. 4 is a rear left perspective view thereof;

FIG. 5 is a front view thereof;


FIG. 6 is a left side view thereof;

FIG. 7 is a right side view thereof;

FIG. 8 is a bottom view thereof; and,

FIG. 9 is a top view thereof.

1 Claim, 7 Drawing Sheets



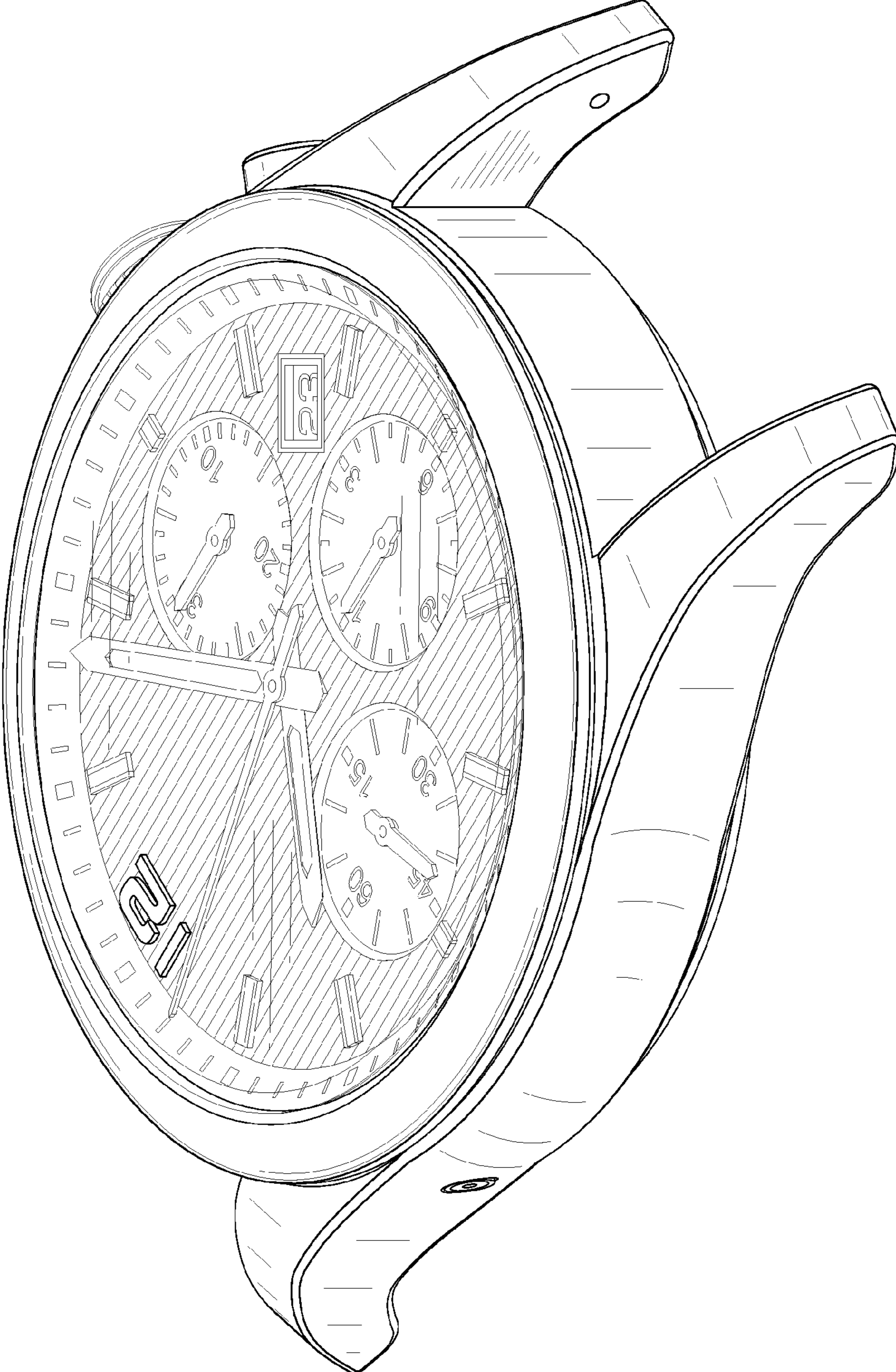


FIG. 1




FIG. 2

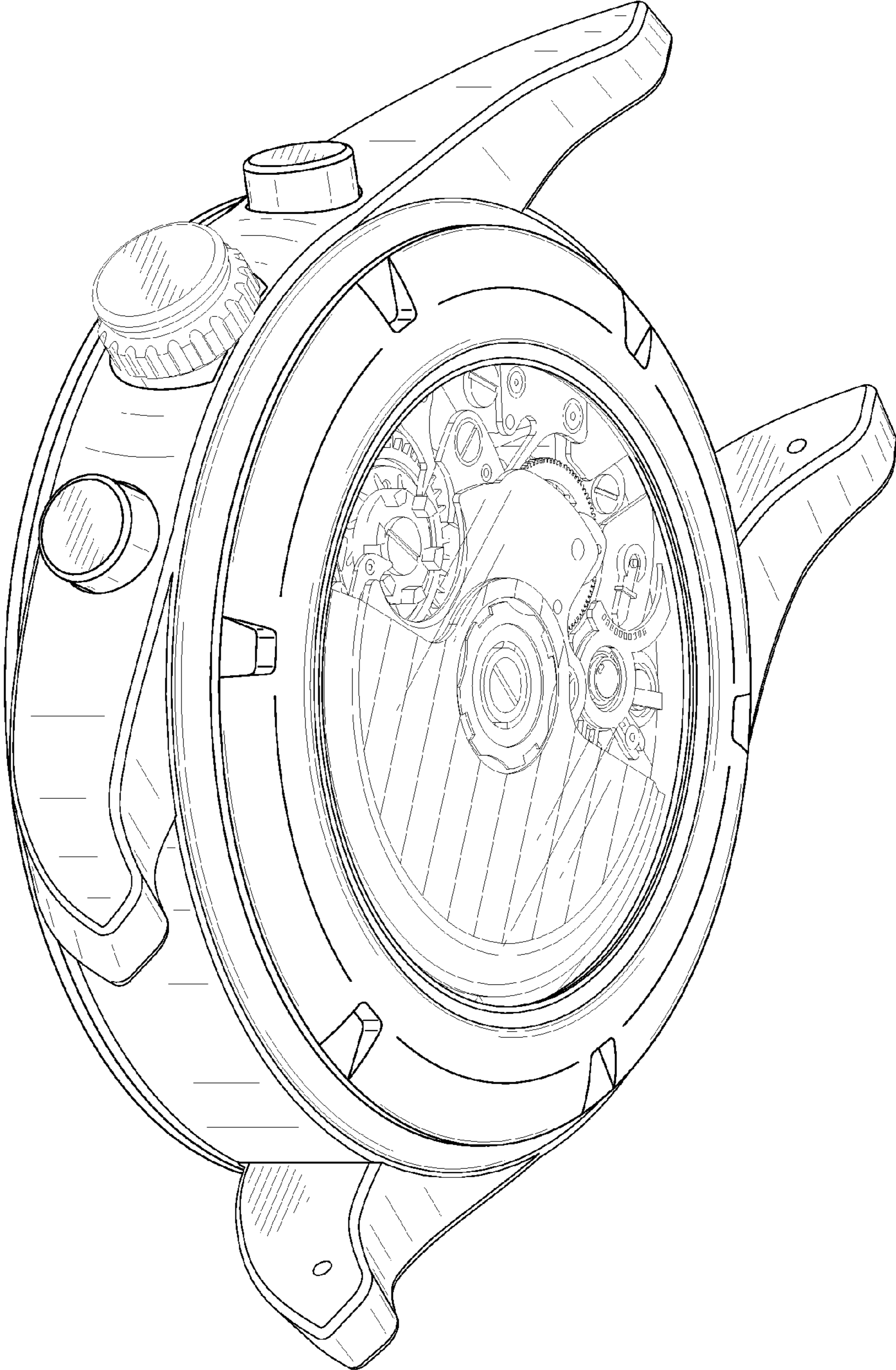


FIG. 3

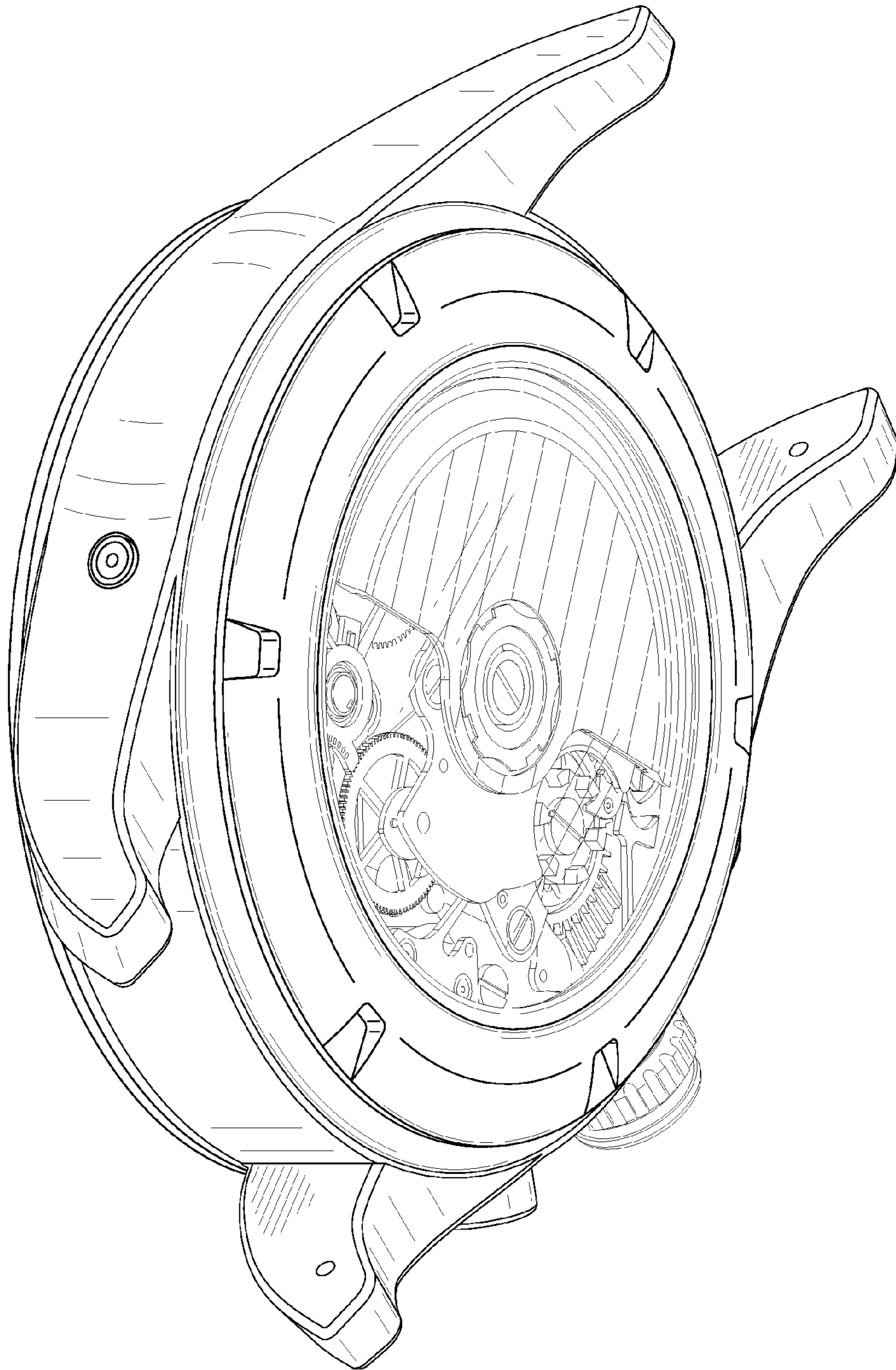


FIG. 4



FIG. 5

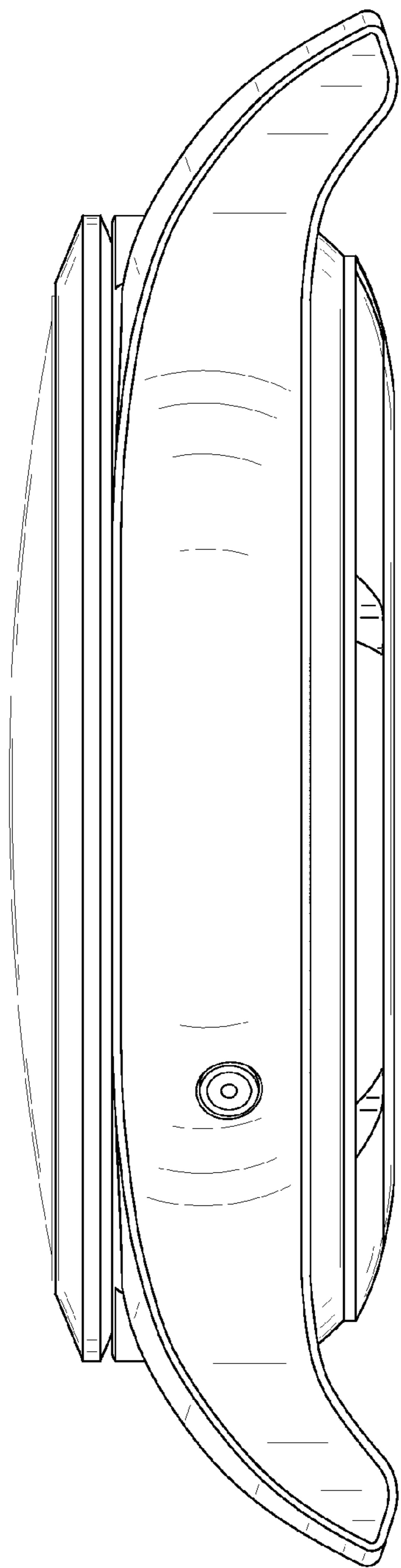


FIG. 6

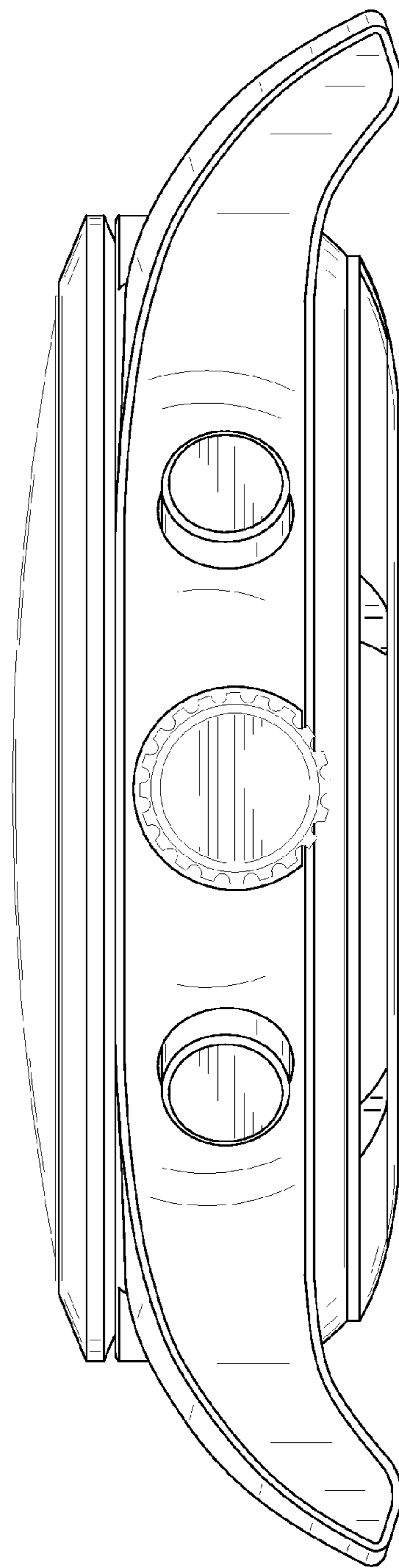


FIG. 7

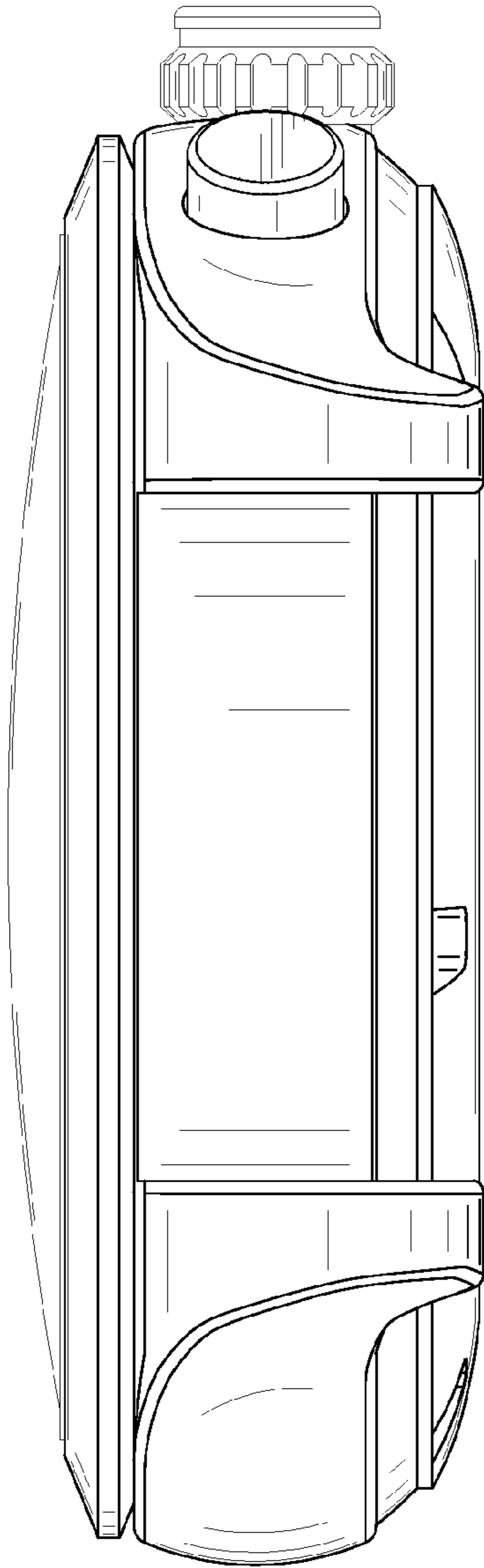


FIG. 8

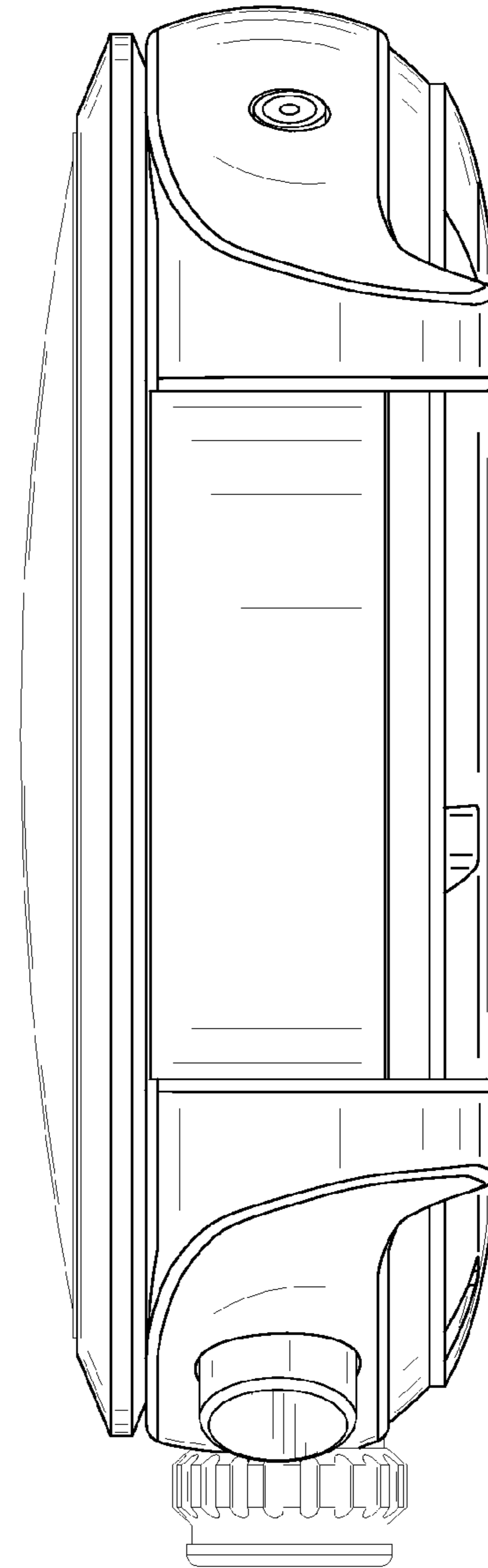


FIG. 9