



US00D695623S

(12) **United States Design Patent**  
**Kraai et al.**

(10) **Patent No.:** **US D695,623 S**

(45) **Date of Patent:** **\*\* Dec. 17, 2013**

(54) **CANDY TRAY**

(71) Applicant: **Russell Stover Candies, Inc.**, Kansas  
City, MO (US)

(72) Inventors: **William M. Kraai**, Kansas City, MO  
(US); **Tracie E. Baker**, Roeland Park,  
KS (US); **Beth M. Jaworski**, Leawood,  
KS (US); **Andrew Miles Schout**, Kansas  
City, MO (US)

(73) Assignee: **Russell Stover Candies, Inc.**, Kansas  
City, MO (US)

(\*\*) Term: **14 Years**

(21) Appl. No.: **29/436,301**

(22) Filed: **Nov. 2, 2012**

(51) **LOC (9) Cl.** ..... **09-01**

(52) **U.S. Cl.**  
USPC ..... **D9/629**

(58) **Field of Classification Search**  
USPC ..... D9/629, 723, 730, 414, 417, 424-429;  
206/457, 527, 540; 220/890; 229/153,  
229/116.2; D11/145; D7/514-515, 571,  
D7/613, 619.2

See application file for complete search history.

(56) **References Cited**

**U.S. PATENT DOCUMENTS**

D65,224 S	7/1924	Connor
D98,237 S	1/1936	Cohen
2,034,358 A	3/1936	Schleicher
2,169,382 A	8/1939	Domenico et al.
D122,251 S	9/1940	Bergaud
D135,770 S	6/1943	Rice
D169,367 S	4/1953	Ferraro

D190,529 S	6/1961	Morris
3,016,178 A	1/1962	Knocks
D193,583 S	9/1962	Bostrom
3,121,507 A	2/1964	Weiss
D198,106 S	4/1964	Weiss
D199,646 S	11/1964	Elver
D212,673 S	11/1968	Ehrenfeld
D212,676 S	11/1968	Ehrenfeld
D212,677 S	11/1968	Ehrenfeld
3,610,510 A	10/1971	Lowry
D228,772 S	10/1973	Hicks
D252,590 S	8/1979	Peretti et al.
D276,214 S	11/1984	Fry
D296,871 S	7/1988	Sato
D363,303 S	10/1995	Winston
D364,102 S	11/1995	Coleman, Jr.
D382,476 S	8/1997	Bell
D391,080 S	2/1998	Larson
D392,422 S	3/1998	Dinand
D407,854 S	4/1999	DeGaetano

(Continued)

*Primary Examiner* — Sandra Morris

(74) *Attorney, Agent, or Firm* — Lathrop & Gage LLP

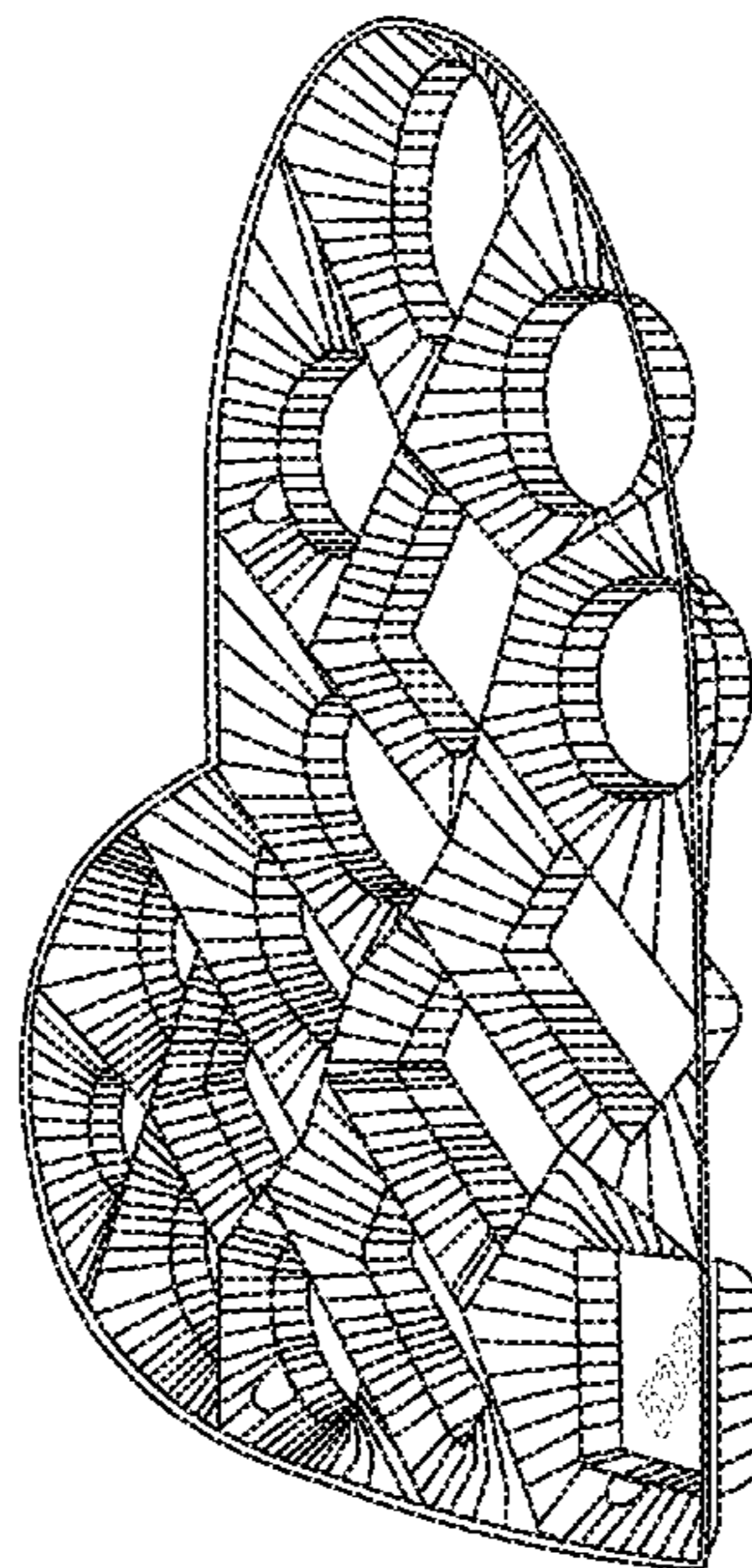
(57) **CLAIM**

The ornamental design for a candy tray, as shown and described.

**DESCRIPTION**

FIG. 1 is a perspective view of a candy tray of the invention. FIG. 2 is a top view of the candy tray of FIG. 1. FIG. 3 is a left side view of the candy tray of FIG. 1. FIG. 4 is a right side view of the candy tray of FIG. 1. FIG. 5 is a rear view of the candy tray of FIG. 1. FIG. 6 is a front view of the candy tray of FIG. 1; and, FIG. 7 is a bottom view of the candy tray of FIG. 1. The broken lines in the figures are for illustrative purposes only and are not claimed as part of the design.

**1 Claim, 7 Drawing Sheets**



(56)

**References Cited**

U.S. PATENT DOCUMENTS

D460,687 S 7/2002 Weinstock  
D467,138 S 12/2002 Stanphill  
D470,991 S 2/2003 Goldstein  
D476,865 S 7/2003 Zudal  
D498,668 S 11/2004 Counts

D523,757 S 6/2006 Garcia et al.  
D526,571 S 8/2006 Terrasi  
D538,175 S 3/2007 Davies  
D540,691 S 4/2007 Davies  
7,337,904 B2 3/2008 Hengami  
D574,719 S 8/2008 Ereksion  
D612,262 S 3/2010 Mussumeci et al.  
D632,971 S 2/2011 Dudek et al.  
D663,365 S 7/2012 Vinther

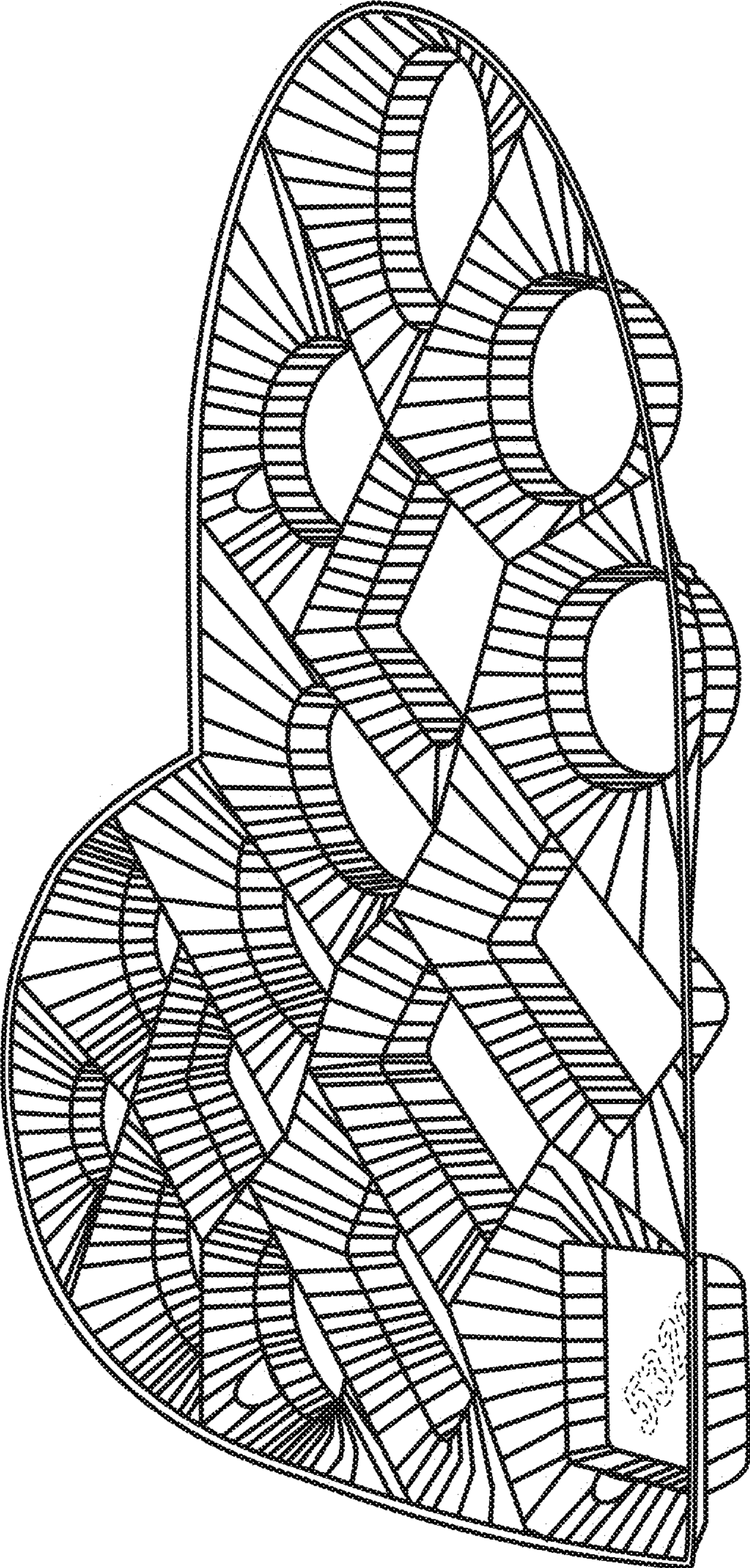


FIG. 1

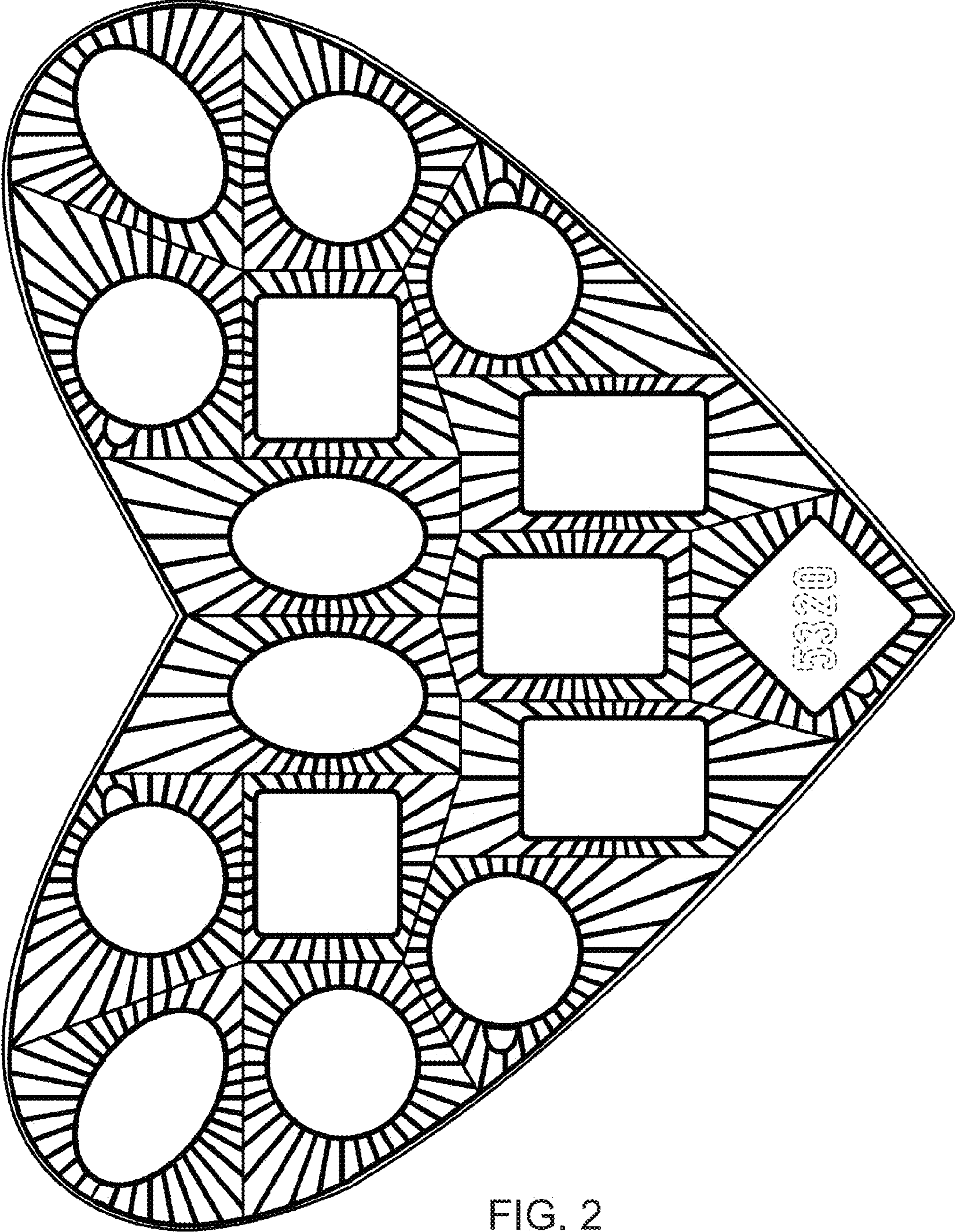


FIG. 2

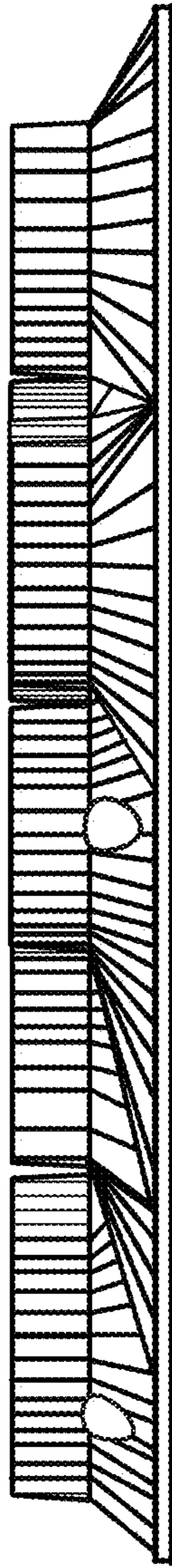


FIG. 3

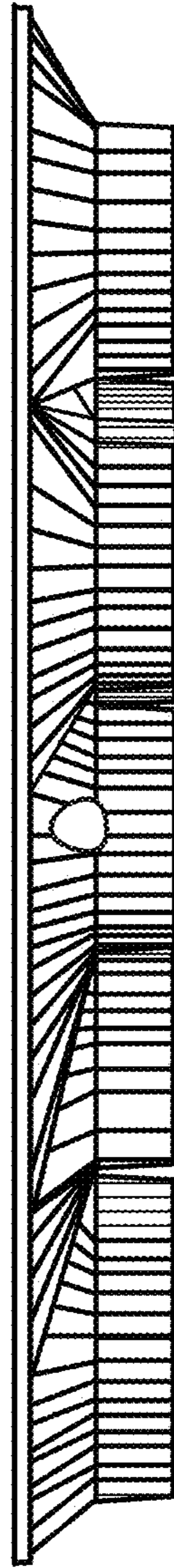


FIG. 4

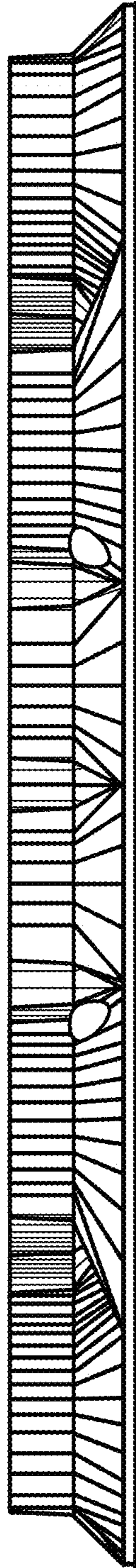


FIG. 5

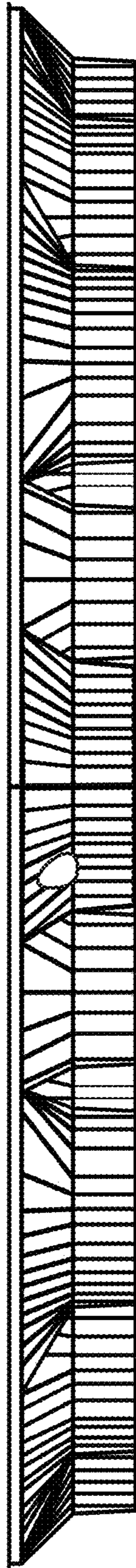


FIG. 6



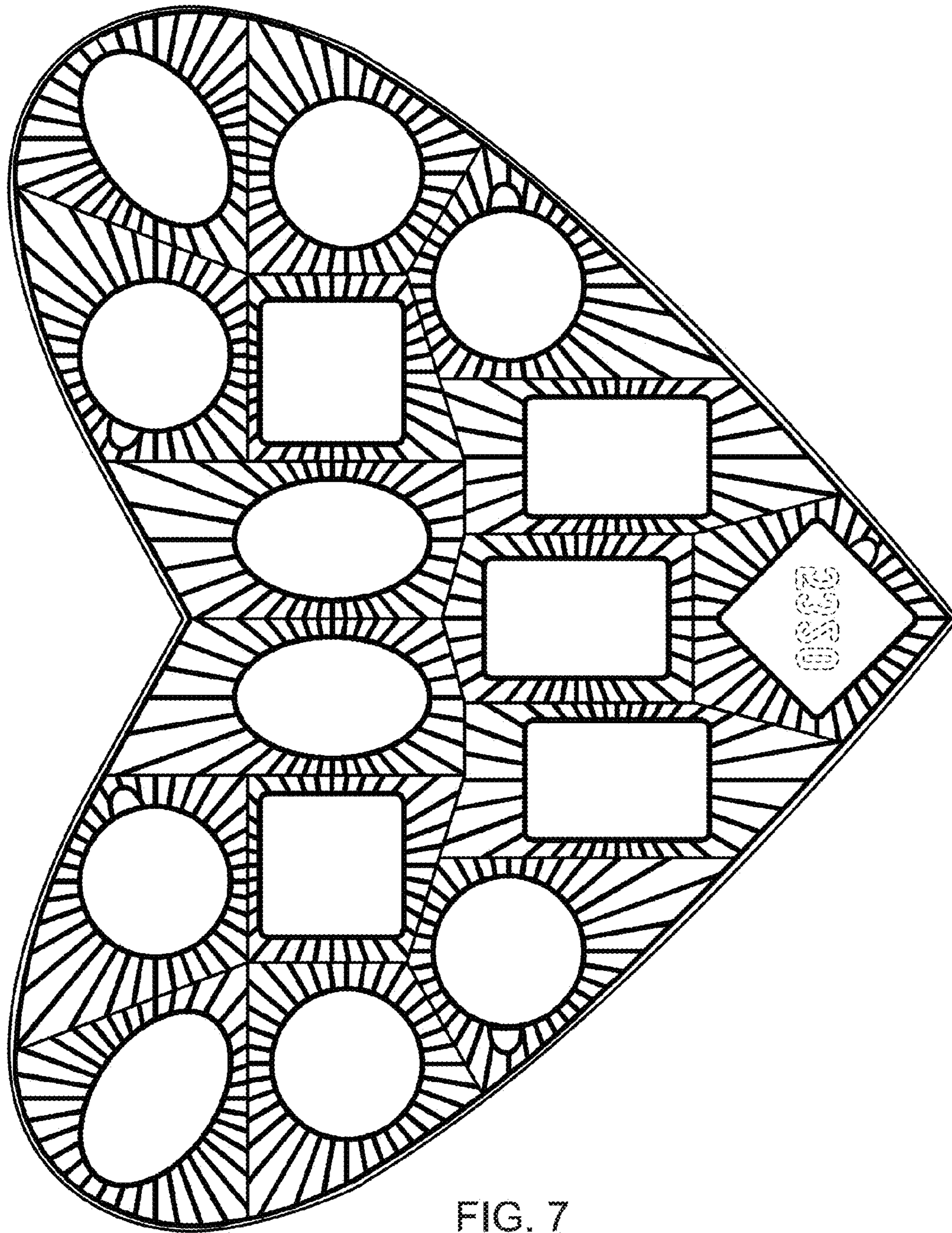


FIG. 7