

US00D695615S

(12) **United States Design Patent**
Rapparini

(10) **Patent No.:** **US D695,615 S**

(45) **Date of Patent:** **** Dec. 17, 2013**

(54) **REINFORCED-RING CONTAINER FOR BEVERAGE-MAKING PRODUCTS**

D651,865 S * 1/2012 Smyers D7/630
D652,266 S * 1/2012 Smyers D7/630
2007/0148290 A1 6/2007 Ternite et al.

(76) Inventor: **Gino Rapparini**, Bologna (IT)

FOREIGN PATENT DOCUMENTS

(**) Term: **14 Years**

CA 2734843 2/2010
EP 0524464 1/1993
EP 1792850 6/2007
FR 1543608 10/1968

(21) Appl. No.: **29/419,555**

(22) Filed: **Apr. 30, 2012**

OTHER PUBLICATIONS

Related U.S. Application Data

International Search Report for PCT/IB2011/001273, date of mailing Oct. 21, 2011, 2 pgs.
International Search Report for PCT/IB2011/001278, date of mailing Oct. 20, 2011, 2 pgs.

(63) Continuation-in-part of application No. 13/066,133, filed on Apr. 7, 2011.

(51) **LOC (9) Cl.** **09-01**

* cited by examiner

(52) **U.S. Cl.**

USPC **D9/500**; D9/428

Primary Examiner — Wan Laymon

(58) **Field of Classification Search**

USPC D9/500, 502–504, 537, 539, 549, 558, D9/574–575, 414, 424–425, 428; D7/542, D7/545, 586–587, 601–602, 619.1, D7/629–630; 215/379, 382, 400; 220/660, 220/669, 675

(74) *Attorney, Agent, or Firm* — Brinks Gilson & Lione

(57) **CLAIM**

I claim the ornamental design for a reinforced-ring container for beverage making-products, as shown and described.

See application file for complete search history.

DESCRIPTION

(56) **References Cited**

U.S. PATENT DOCUMENTS

D288,063 S * 2/1987 Tyler D9/425
D383,646 S * 9/1997 Jeppesen et al. D7/545
6,431,389 B1 * 8/2002 Jerstroem et al. 220/574.3
D502,362 S 3/2005 Lazaris et al.
D606,363 S * 12/2009 Aardenburg D7/584
D606,404 S * 12/2009 Diss D9/500
D612,732 S * 3/2010 Takata et al. D9/500
D647,397 S * 10/2011 Inaba D9/428

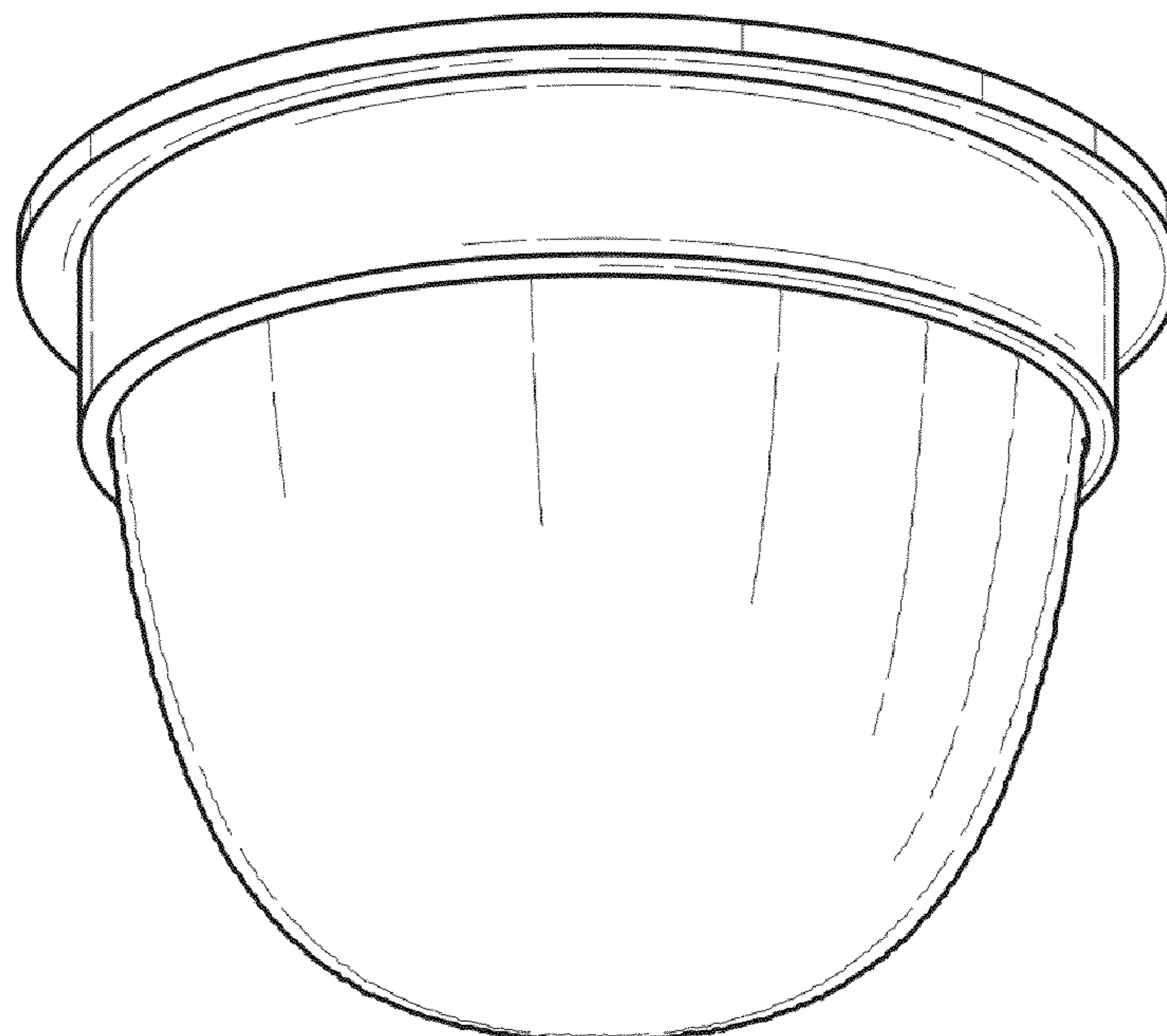
FIG. 1 is a bottom perspective view of a reinforced-ring container for beverage making-products of the present invention;

FIG. 2 is a side elevation view thereof, with all other side views looking the same; and,

FIG. 3 is a bottom plan view thereof.

The ornamental design which is claimed is shown in solid lines in the drawings. The top is not shown, as it forms no part of the claimed design.

1 Claim, 1 Drawing Sheet



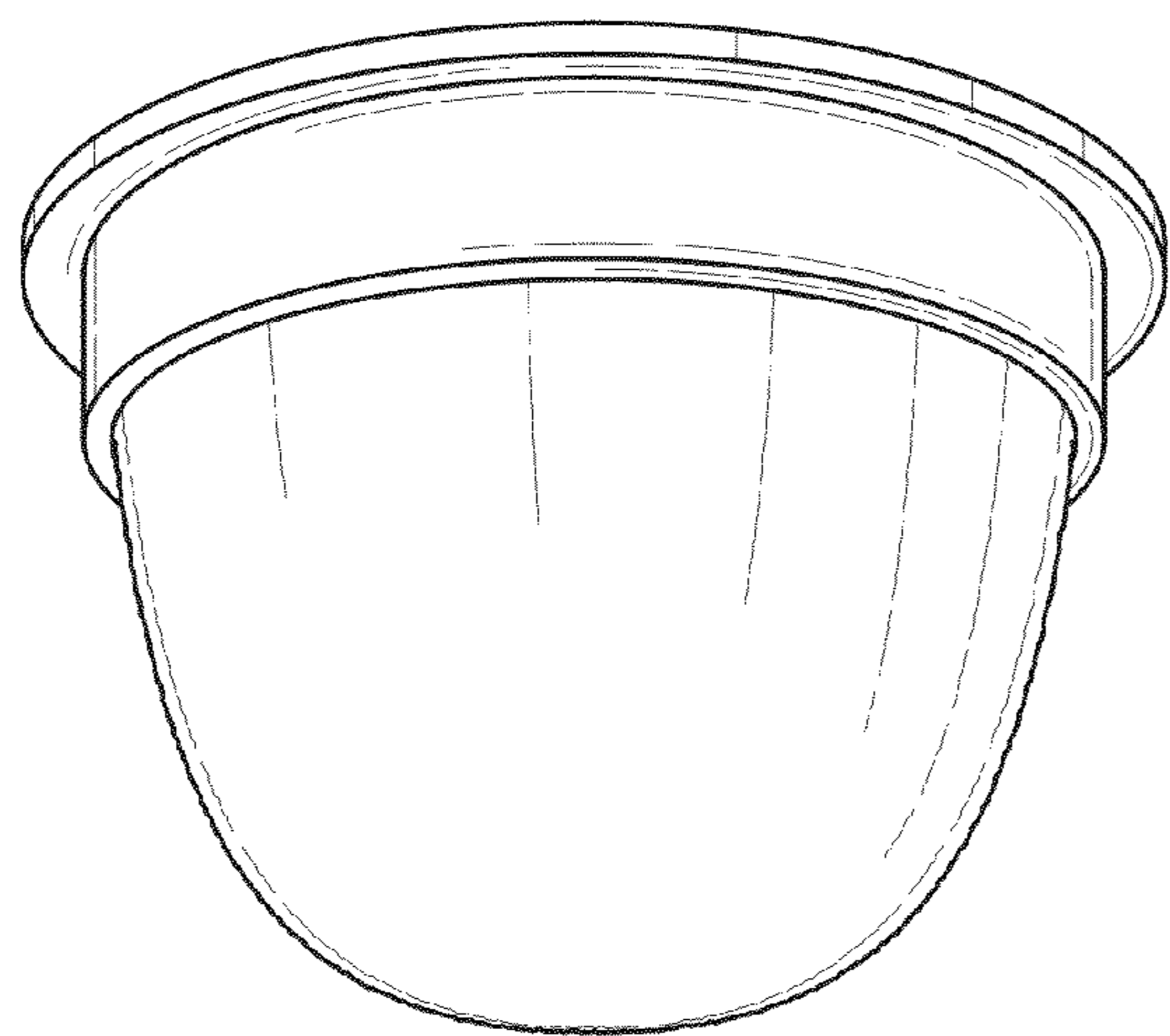


FIG. 1

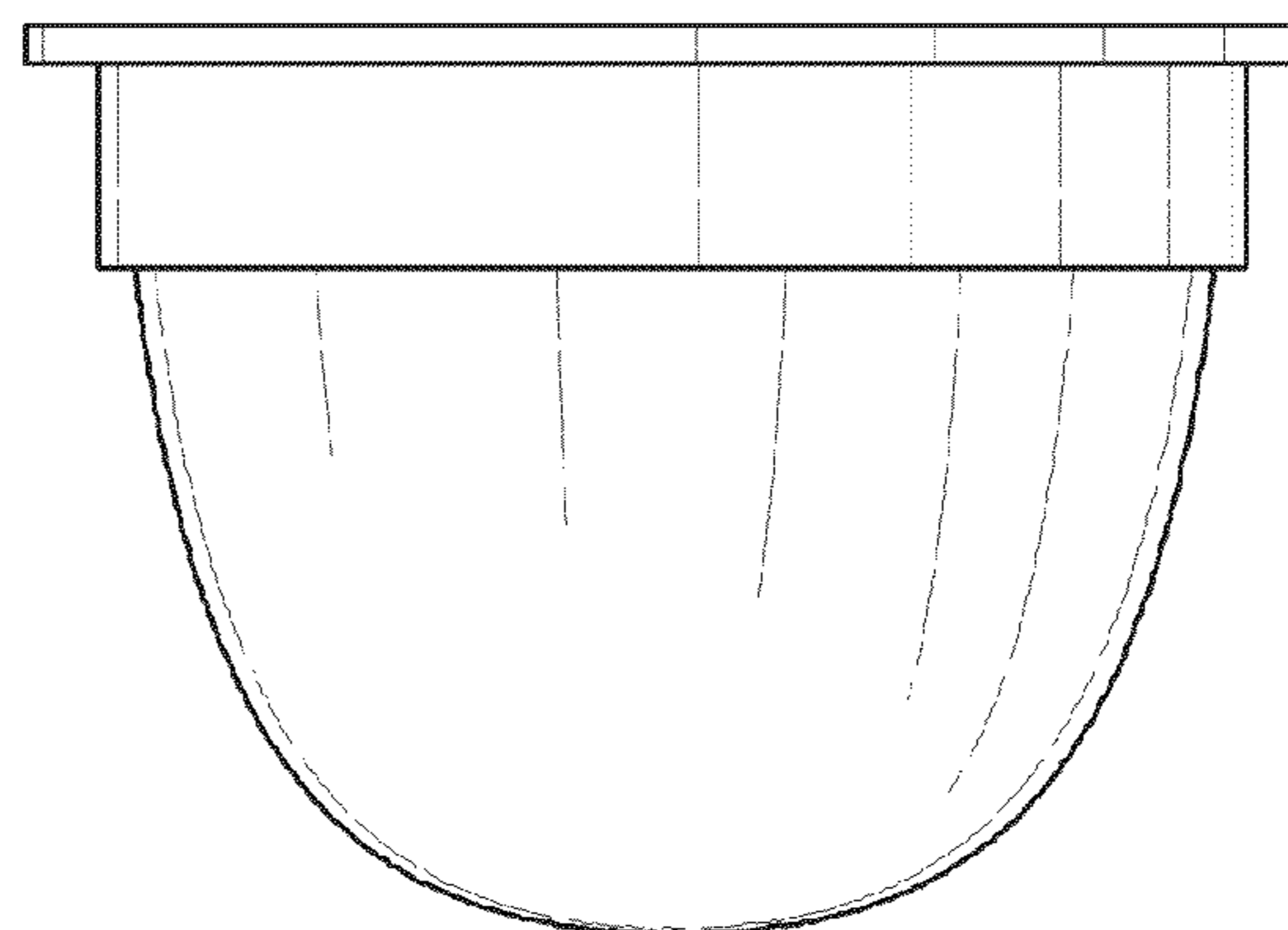


FIG. 2

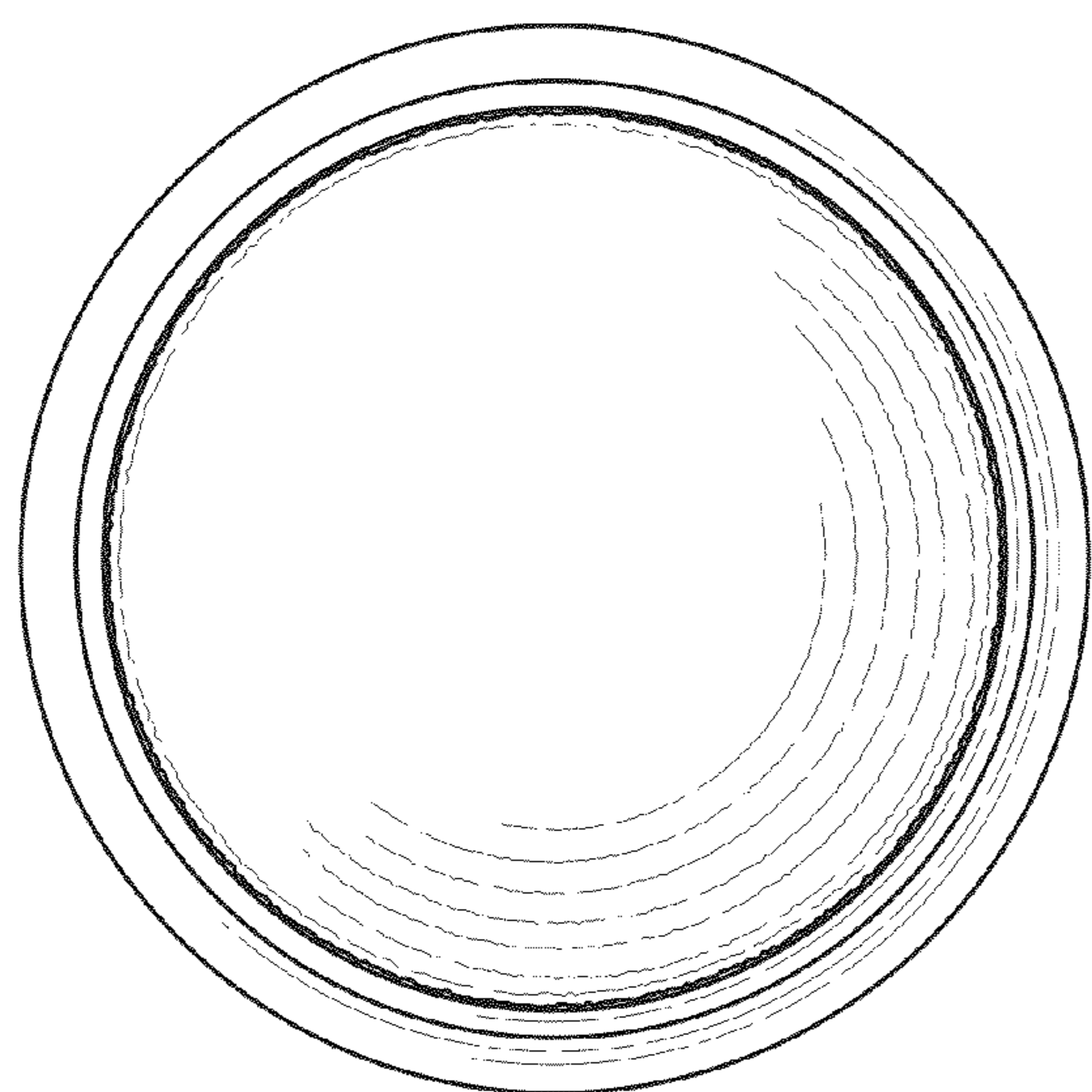


FIG. 3