



US00D695595S

(12) **United States Design Patent**  
**Grimm et al.**

(10) **Patent No.:** **US D695,595 S**

(45) **Date of Patent:** **\*\* Dec. 17, 2013**

(54) **S-FORM UTILITY HOOK**

(71) Applicant: **Illinois Tool Works Inc.**, Glenview, IL (US)

(72) Inventors: **Michael B. Grimm**, Evanston, IL (US);  
**Martin J. Nilsen**, Hampshire, IL (US);  
**Christopher A. J. Iannello**, Rolling Meadows, IL (US)

(73) Assignee: **Illinois Tool Works Inc.**, Glenview, IL (US)

(\*\*) Term: **14 Years**

(21) Appl. No.: **29/461,888**

(22) Filed: **Jul. 29, 2013**

(51) **LOC (9) Cl.** ..... **08-05**

(52) **U.S. Cl.**  
USPC ..... **D8/367; D8/372**

(58) **Field of Classification Search**  
USPC ..... D8/367, 354, 349, 373, 372; D6/323;  
248/301-304, 339, 205.3, 217.2, 493,  
248/215; 411/431, 372.5; 24/698.1, 265 H,  
24/265 R, 599.1, 599.8, 113 R; 294/16,  
294/82.18; 138/106; D23/200; 160/349.2;  
223/106

See application file for complete search history.

(56) **References Cited**

**U.S. PATENT DOCUMENTS**

1,886,882	A	*	11/1932	Huber	.....	24/698.1
D189,487	S	*	12/1960	Gale	.....	D8/367
4,026,510	A	*	5/1977	Holmes	.....	248/493
D247,216	S	*	2/1978	Mathews	.....	D8/356
D252,610	S	*	8/1979	Miavitz	.....	D8/373
D289,139	S	*	4/1987	Chasen	.....	D8/367
D297,811	S	*	9/1988	Payan	.....	D8/356
5,207,403	A	*	5/1993	Penniman	.....	248/215
D364,552	S	*	11/1995	Mathiassen	.....	D8/367

D374,602	S	*	10/1996	Protz, Jr.	.....	D8/367
D393,412	S	*	4/1998	Bries et al.	.....	D8/367
D469,682	S	*	2/2003	Gary et al.	.....	D8/367
D494,452	S	*	8/2004	Sheldon et al.	.....	D8/367
D511,088	S	*	11/2005	Chiu	.....	D8/367
D538,137	S	*	3/2007	Dukes	.....	D8/356
D556,021	S	*	11/2007	Sexton	.....	D8/356
D566,532	S	*	4/2008	Wolff	.....	D8/367
D569,714	S	*	5/2008	Stewart et al.	.....	D8/373
D571,190	S	*	6/2008	Spadotto	.....	D8/356
D601,410	S	*	10/2009	Lee	.....	D8/367
D602,767	S	*	10/2009	Chiu	.....	D8/367
D603,688	S	*	11/2009	Chiu	.....	D8/367
D609,995	S	*	2/2010	Hager et al.	.....	D8/367
D622,080	S	*	8/2010	Sisney et al.	.....	D6/446
D635,846	S	*	4/2011	Klein et al.	.....	D8/372
D641,614	S	*	7/2011	Pontaoe	.....	D8/394
D661,573	S	*	6/2012	Paik et al.	.....	D8/367
D668,530	S	*	10/2012	Bermudez et al.	.....	D8/372
8,387,217	B1	*	3/2013	Hinds et al.	.....	24/265 H
D679,172	S	*	4/2013	Dixon	.....	D8/354
D682,663	S	*	5/2013	Evon	.....	D8/367
D688,118	S	*	8/2013	Hobson	.....	D8/356

\* cited by examiner

*Primary Examiner* — Cynthia Underwood

(74) *Attorney, Agent, or Firm* — Mark W. Croll; Paul F. Donovan

(57) **CLAIM**

The ornamental design for an S-form utility hook, as shown and described.

**DESCRIPTION**

FIG. 1 is a perspective view of a S-form utility hook showing the new design;

FIG. 2 is a top view thereof;

FIG. 3 is a bottom view thereof;


FIG. 4 is a front end view thereof;

FIG. 5 is a left side view thereof;

FIG. 6 is a back end view thereof; and,

FIG. 7 is a right side view thereof.

**1 Claim, 7 Drawing Sheets**






FIG. 1




FIG. 2




FIG. 3




FIG. 4




FIG. 5




FIG. 6




FIG. 7