



US00D695581S

(12) **United States Design Patent**
Hsieh

(10) **Patent No.:** **US D695,581 S**

(45) **Date of Patent:** **** Dec. 17, 2013**

(54) **WRENCH**

(71) Applicant: **Kabo Tool Company**, Taichung (TW)

(72) Inventor: **Chih-Ching Hsieh**, Taichung (TW)

(73) Assignee: **Kabo Tool Company**, Taichung (TW)

(**) Term: **14 Years**

(21) Appl. No.: **29/458,618**

(22) Filed: **Jun. 21, 2013**

Related U.S. Application Data

(63) Continuation-in-part of application No. 29/434,354, filed on Oct. 12, 2012, now Pat. No. Des. 688,108.

Foreign Application Priority Data

Apr. 13, 2012 (TW) 101302066

(51) **LOC (9) Cl.** **08-05**

(52) **U.S. Cl.**
USPC **D8/28**

(58) **Field of Classification Search**

USPC D8/21-29; 81/60, 177.1, 177.85, 121.1, 81/124.3, 165-170, 110.1, 176.2, 124.6, 81/176.1, 176.15, 177.2, 186, 125, 119, 81/180.1, 185.02; 16/110.1; D15/144.1; 219/75, 227, 229, 121.16, 121.18
See application file for complete search history.

(56) **References Cited**

U.S. PATENT DOCUMENTS

1,997,546	A *	4/1935	Fischer	404/50
D177,636	S *	5/1956	Meier	D8/28
4,840,094	A *	6/1989	Macor	81/185
D433,896	S *	11/2000	Wei	D8/28
D507,465	S *	7/2005	Hu	D8/28
D519,009	S *	4/2006	Hsieh	D8/28
7,066,057	B2 *	6/2006	Hsien	81/119
D528,383	S *	9/2006	Albertson	D8/28
D552,440	S *	10/2007	Wu	D8/28

* cited by examiner

Primary Examiner — Randall Gholson

(74) *Attorney, Agent, or Firm* — CKC & Partners Co., Ltd.

(57) **CLAIM**

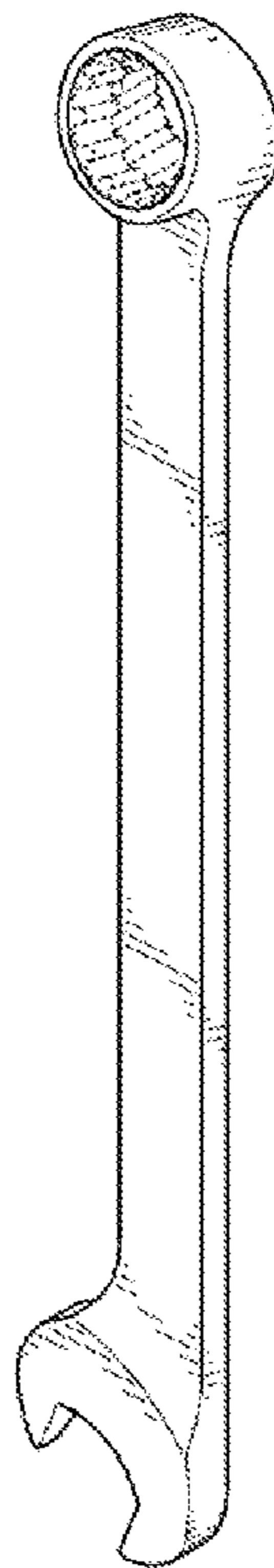
The ornamental design for a wrench, as shown.

DESCRIPTION

FIG. 1 is a perspective view of a wrench showing one embodiment of my new design;
FIG. 2 is another perspective view thereof;
FIG. 3 is a front view thereof;
FIG. 4 is a rear view thereof;
FIG. 5 is a left side view thereof;
FIG. 6 is a right side view thereof;
FIG. 7 is a top view thereof; and,
FIG. 8 is a bottom view thereof.

The broken lines shown in the drawings show unclaimed subject matter and form no part of the claimed design.

1 Claim, 7 Drawing Sheets



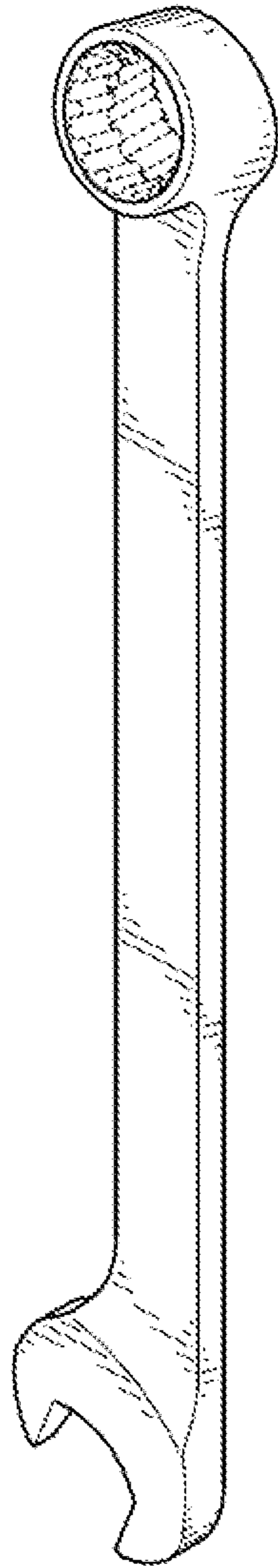


Fig. 1

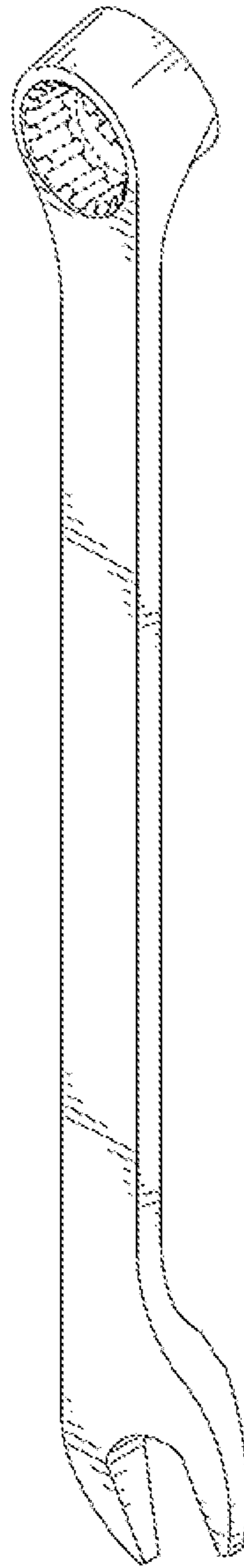


Fig. 2

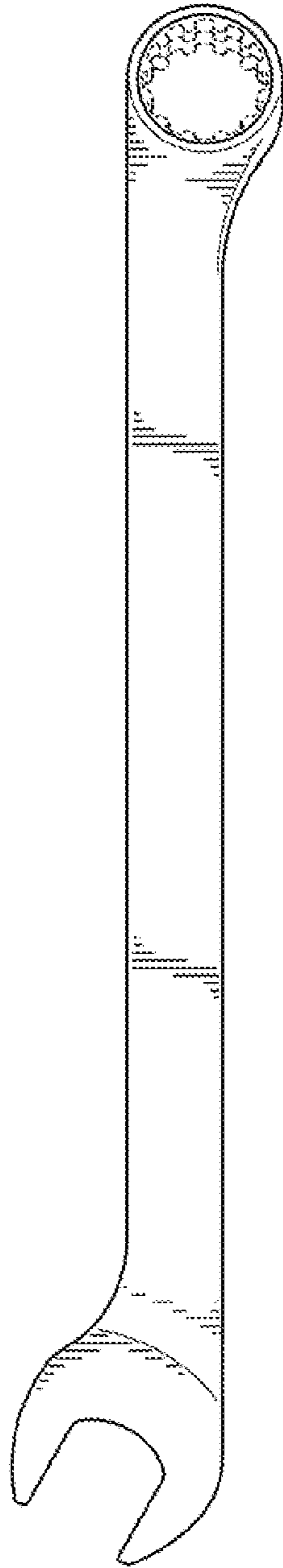


Fig. 3




Fig. 4




Fig. 5



Fig. 6

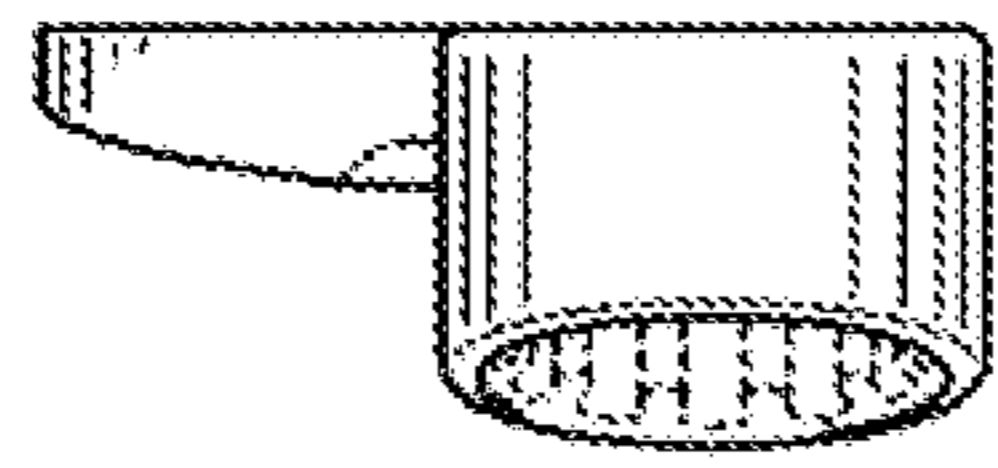


Fig. 7

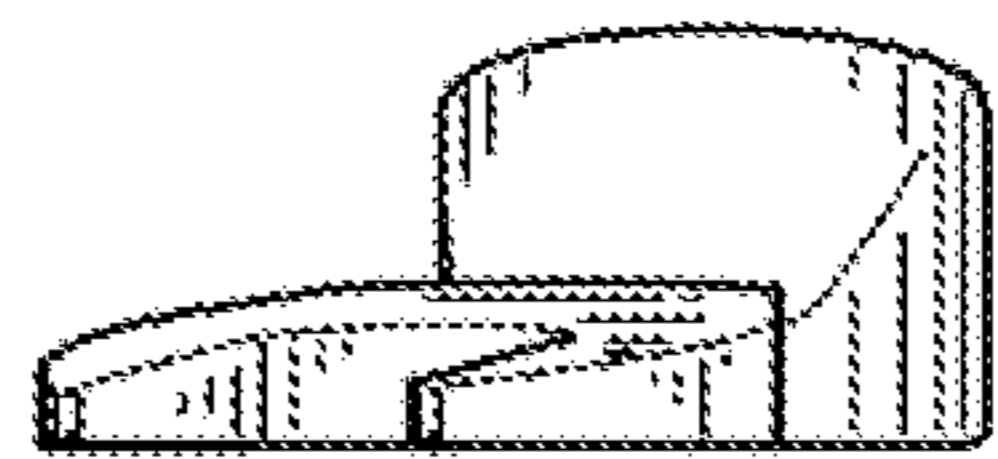


Fig. 8