



US00D695579S

(12) **United States Design Patent**
Kestenbaum

(10) **Patent No.:** **US D695,579 S**

(45) **Date of Patent:** **** Dec. 17, 2013**

(54) **HOUSEHOLD GRATER**

(71) Applicant: **DKB Household UK Limited,**
Farnborough (GB)

(72) Inventor: **Dan Kestenbaum,** Guildford (GB)

(73) Assignee: **DKB Household UK Limited,**
Farnborough (GB)

(**) Term: **14 Years**

(21) Appl. No.: **29/452,822**

(22) Filed: **Apr. 22, 2013**

(30) **Foreign Application Priority Data**

Oct. 23, 2012 (EM) 002123588-0001

(51) **LOC (9) Cl.** **07-04**

(52) **U.S. Cl.**
USPC **D7/678**

(58) **Field of Classification Search**

USPC D7/678, 672-677, 381-385, 412;
99/495-510; 83/669, 856, 857, 870,
83/699.51, 699.61, 932; 241/92-95, 100,
241/168, 169, 169.1, 273.1-273.4, 30, 33,
241/36, 37.5; 100/234, 98 R, 110; 30/114,
30/278, 279.6, 280, 286, 287, 383,
30/389-391; 407/29.1, 29.15

See application file for complete search history.

(56) **References Cited**

U.S. PATENT DOCUMENTS

4,941,246 A * 7/1990 Finnegan 407/29.15
6,318,652 B1 * 11/2001 Liu 241/95

6,640,812 B2 * 11/2003 Ayzman 132/76.4
6,860,441 B2 * 3/2005 Richardson 241/95
D511,946 S * 11/2005 Overthun et al. D7/678
D577,552 S * 9/2008 Chalfant et al. D7/678
D605,906 S * 12/2009 Smith et al. D7/678
D666,064 S * 8/2012 Smith et al. D7/678
2003/0035693 A1 * 2/2003 Chalfant 407/29.1
2004/0247403 A1 * 12/2004 Grace et al. 407/29.15
2010/0012758 A1 * 1/2010 Chalfant et al. 241/95

* cited by examiner

Primary Examiner — Terry Wallace

(74) *Attorney, Agent, or Firm* — Harry K. Ahn; McCarter & English LLP

(57) **CLAIM**

The ornamental design for a household grater, as shown and described.

DESCRIPTION

FIG. 1 is a top, rear and left side perspective view of the household grater comprising a grater and a cover positioned under the grating surface;

FIG. 2 is a bottom, rear and right side perspective view thereof;

FIG. 3 is a top view thereof;

FIG. 4 is a bottom view thereof;

FIG. 5 is a left side view thereof;

FIG. 6 is a right side view thereof;

FIG. 7 is a rear view thereof; and,

FIG. 8 is a front view thereof.

The broken lines shown in the drawing views are included for illustrative purposes only and are not intended to limit the claimed design.

1 Claim, 4 Drawing Sheets

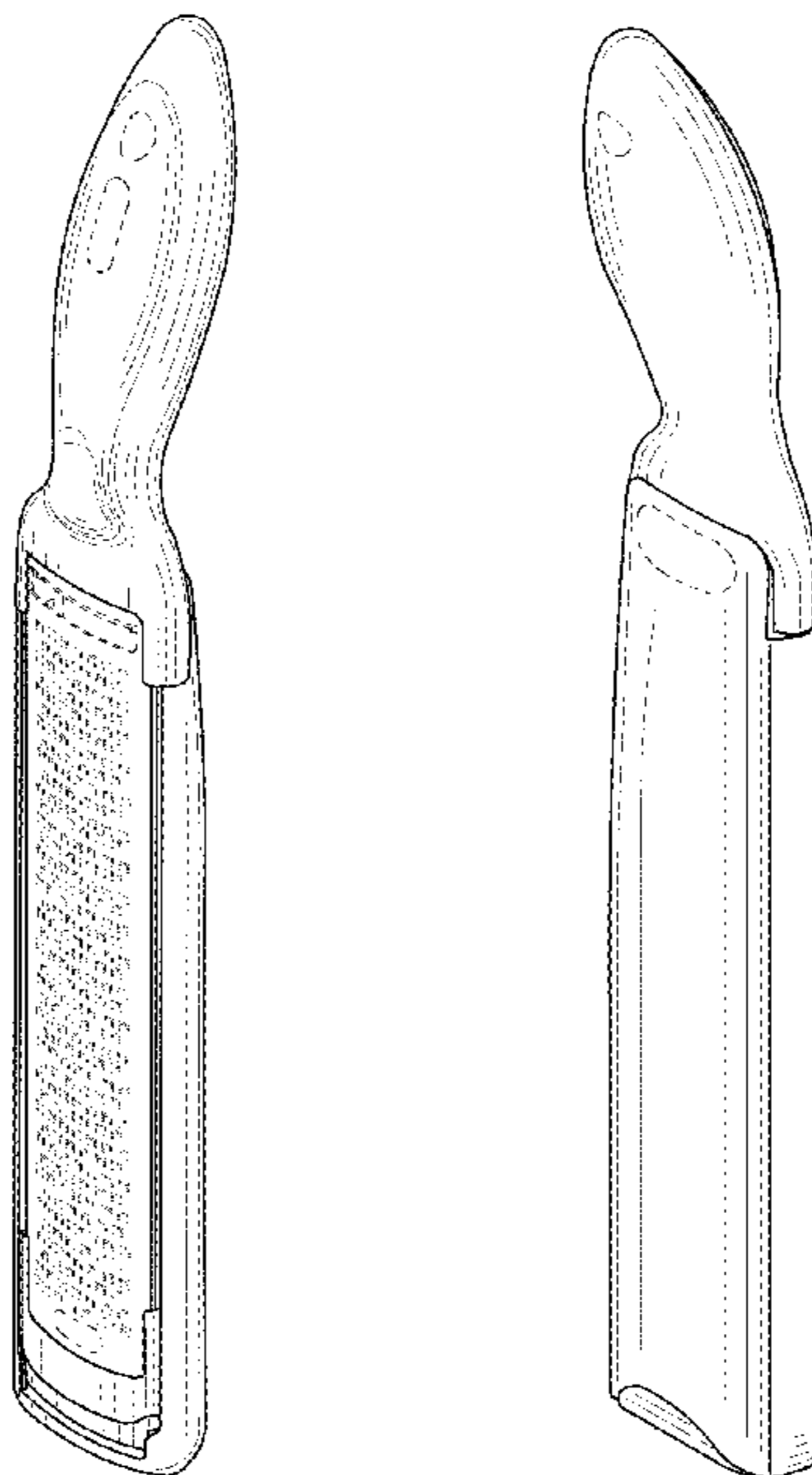


Figure 1

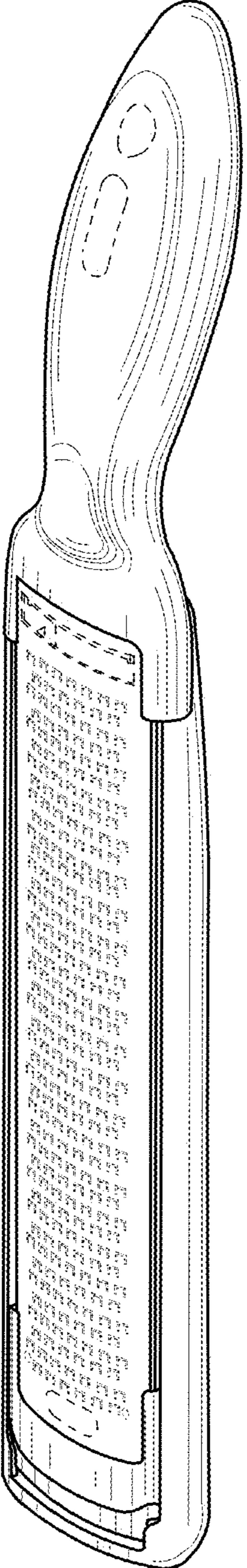
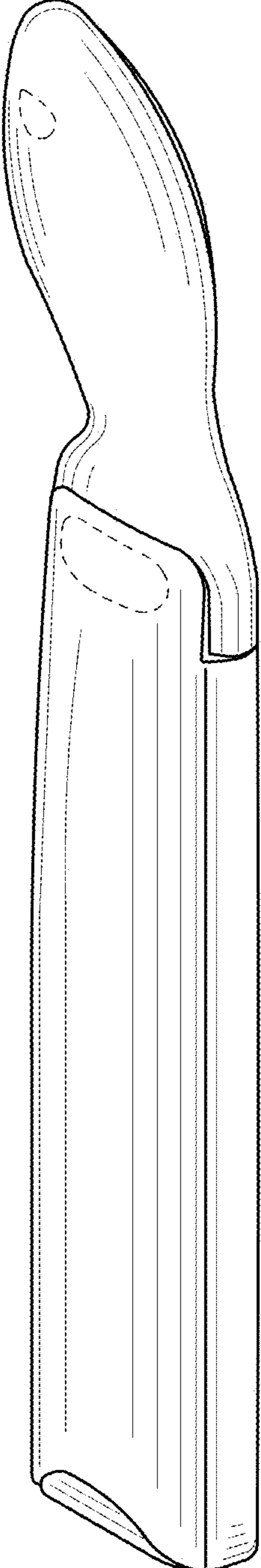


Figure 2






Figure 3

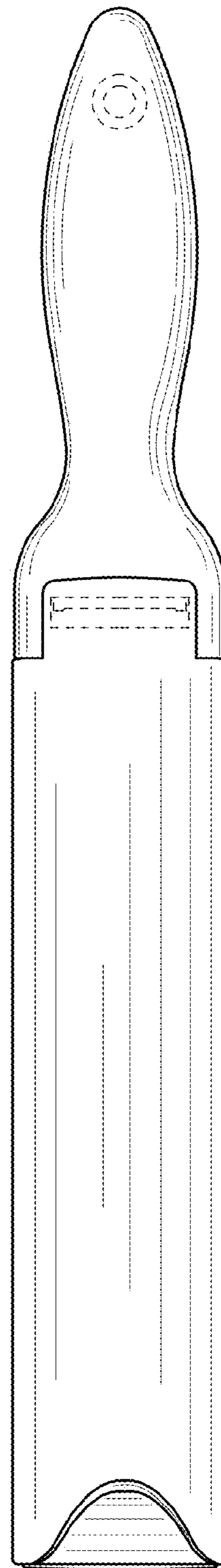


Figure 4

Figure 5

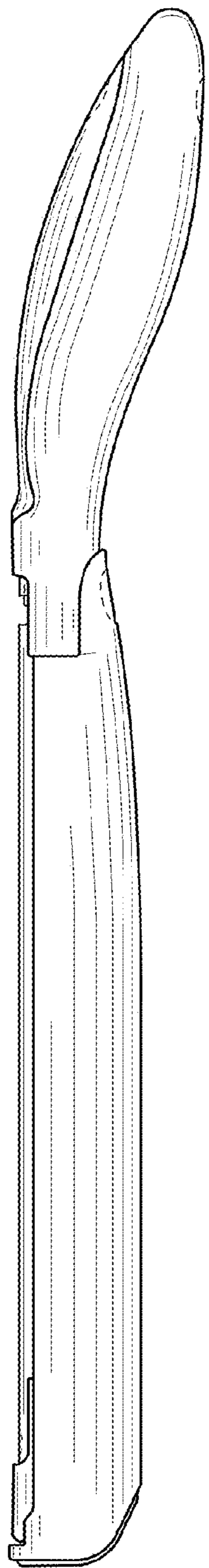


Figure 6

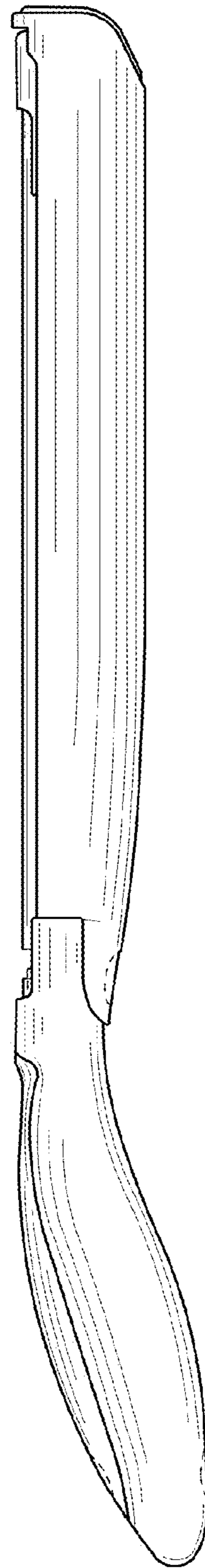


Figure 7

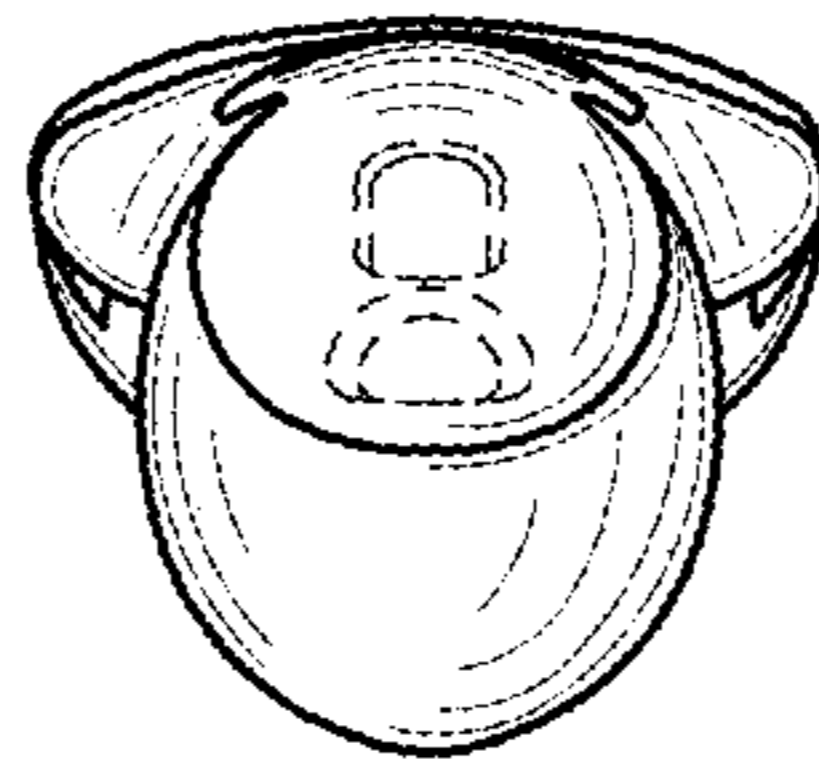


Figure 8

