

US00D695573S

(12) **United States Design Patent**
Sanders

(10) **Patent No.:** **US D695,573 S**

(45) **Date of Patent:** **** Dec. 17, 2013**

(54) **BOTTLE HOLDER**

(71) Applicant: **John M. Sanders**, Minneapolis, MN
(US)

(72) Inventor: **John M. Sanders**, Minneapolis, MN
(US)

(**) Term: **14 Years**

(21) Appl. No.: **29/421,973**

(22) Filed: **Nov. 5, 2012**

(51) **LOC (9) Cl.** **07-06**

(52) **U.S. Cl.**
USPC **D7/619.2**

(58) **Field of Classification Search**

USPC D7/619.1-625, 708.1, 387; D9/600,
D9/601, 434, 455; D20/22; 211/74, 71.01,
211/59.1; 248/311.2, 312, 305, 689;
294/137, 142, 158, 159, 165, 170, 171;
D8/395

See application file for complete search history.

(56) **References Cited**

U.S. PATENT DOCUMENTS

D431,466 S * 10/2000 Wang D9/434

6,837,472 B1 * 1/2005 Beutz 248/312
D564,351 S * 3/2008 Leclerc D9/434
D569,241 S * 5/2008 O'Neill D8/395
D625,183 S * 10/2010 Bartsch et al. D9/434
D626,409 S * 11/2010 Hooley D9/434

* cited by examiner

Primary Examiner — Terry Wallace

(74) *Attorney, Agent, or Firm* — Richard John Bartz

(57) **CLAIM**

I claim the ornamental design of a bottle holder, as shown and described.

DESCRIPTION

FIG. 1 is a front elevational view of the bottle holder of my new design;

FIG. 2 is a side elevational view of the left side thereof;

FIG. 3 is a side elevational view of the right side thereof.

FIG. 4 is a top plan view thereof;

FIG. 5 is a bottom plan view thereof; and,

FIG. 6 is a rear elevational view thereof.

1 Claim, 1 Drawing Sheet

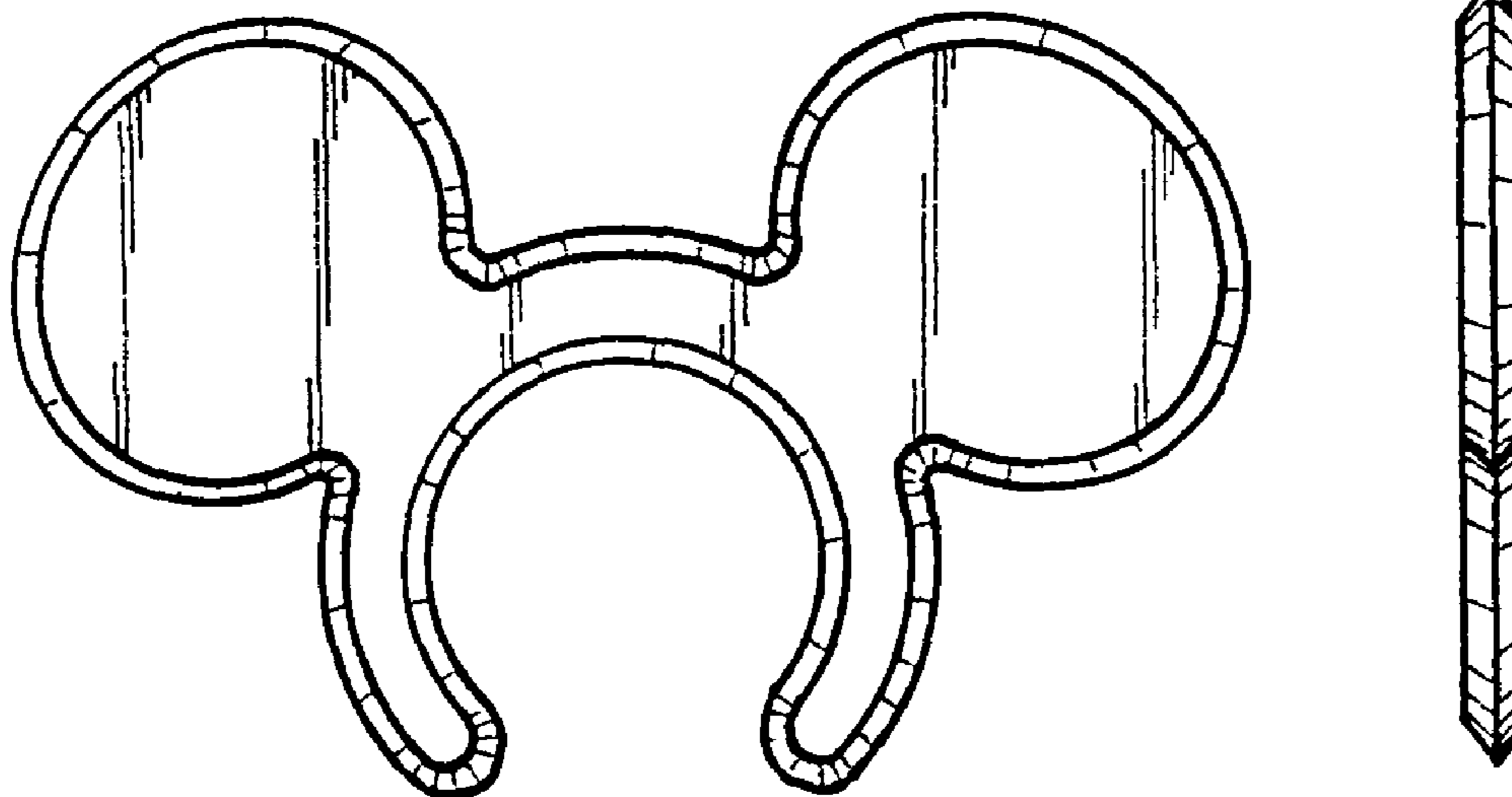




FIG. 2

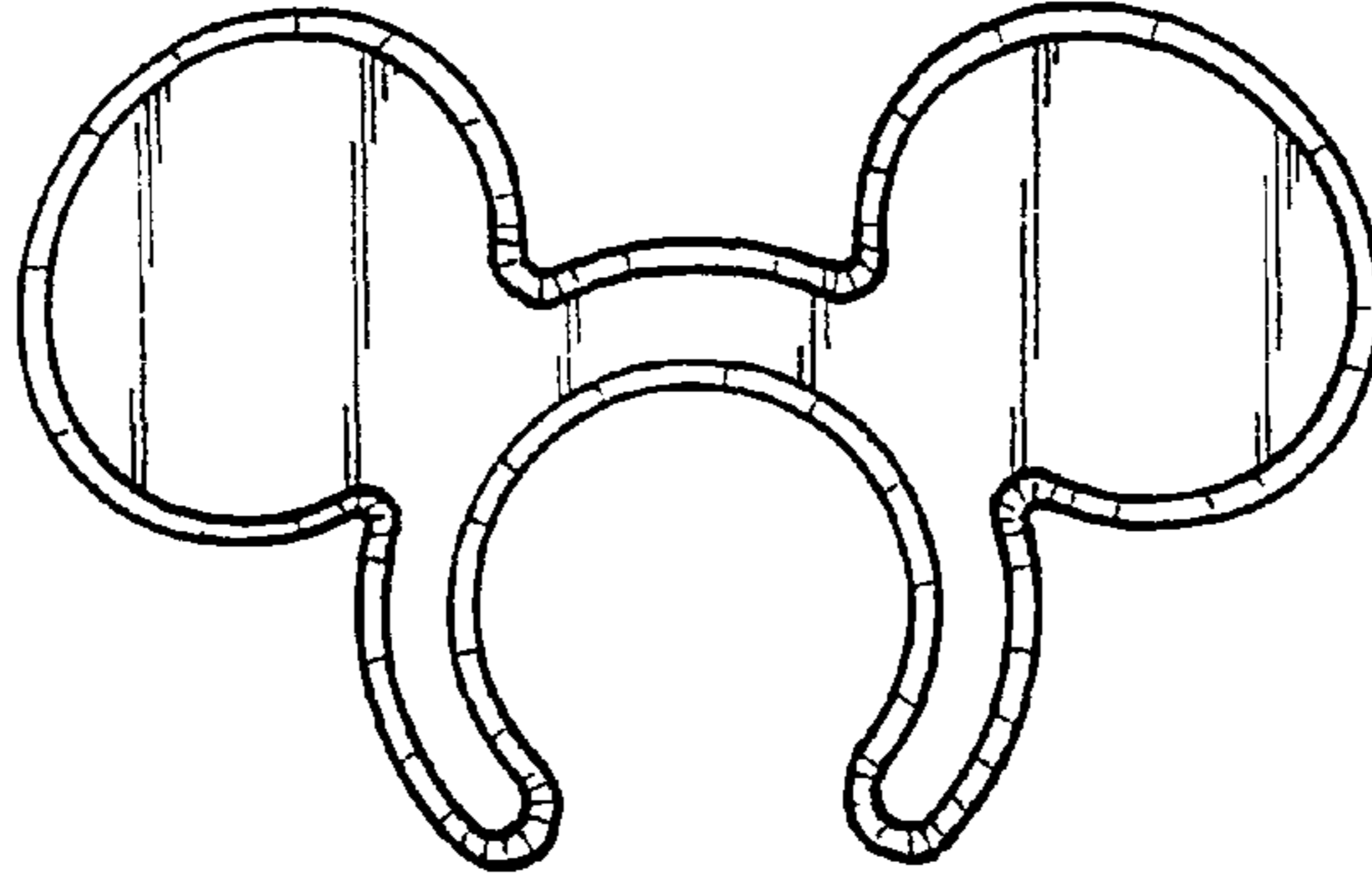


FIG. 1



FIG. 3




FIG. 4

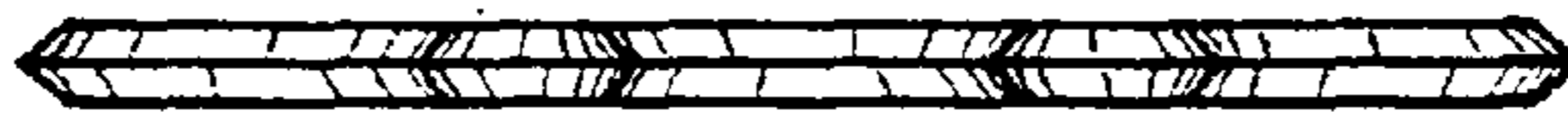


FIG. 5

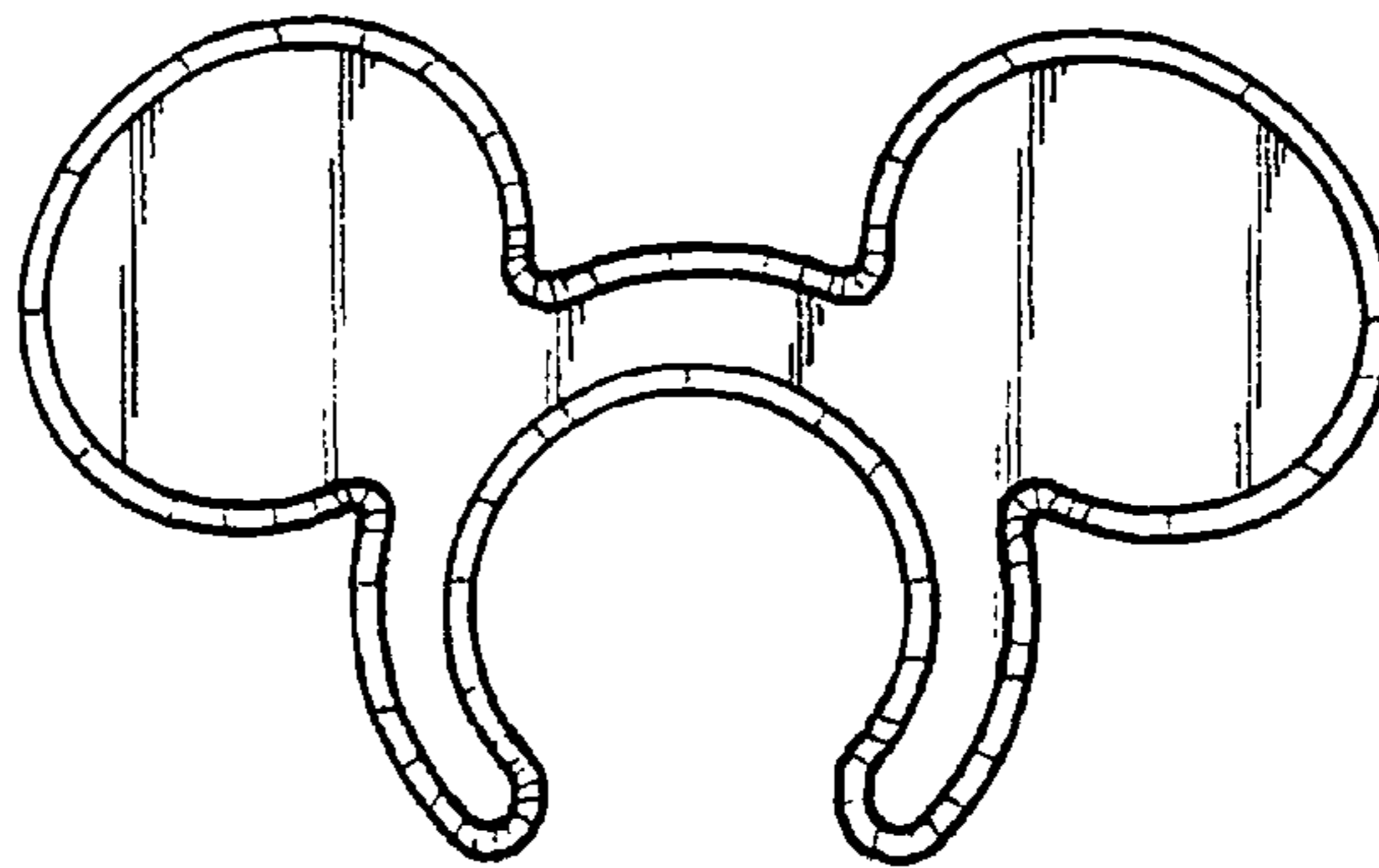


FIG. 6