

US00D695570S

(12) **United States Design Patent**
Perez

(10) **Patent No.:** **US D695,570 S**

(45) **Date of Patent:** **** Dec. 17, 2013**

(54) **CONTAINER**

(76) **Inventor:** **Ricardo Perez**, Broad Brook, CT (US)

(**) **Term:** **14 Years**

(21) **Appl. No.:** **29/413,378**

(22) **Filed:** **Apr. 23, 2012**

(51) **LOC (9) Cl.** **07-01**

(52) **U.S. Cl.**
USPC **D7/545**

(58) **Field of Classification Search**

USPC D7/501, 505, 538, 543, 545, 500, 590,
D7/360, 600.2, 553.6, 392.1, 601, 354,
D7/555, 557, 566, 620, 629, 552.1, 589,
D7/586; D9/743, 745; 220/751, 23.4, 574;
206/514; 73/426

See application file for complete search history.

(56) **References Cited**

U.S. PATENT DOCUMENTS

D361,295 S * 8/1995 Weder et al. D11/164
D361,297 S * 8/1995 Weder et al. D11/164

D504,281 S * 4/2005 Duggan D7/540
D511,437 S * 11/2005 Brown D7/602
D604,563 S * 11/2009 Kipry et al. D7/584
D660,654 S * 5/2012 Radinsky D7/624.1

* cited by examiner

Primary Examiner — Cynthia Underwood

(57) **CLAIM**

The ornamental design for a container, as shown and described.

DESCRIPTION

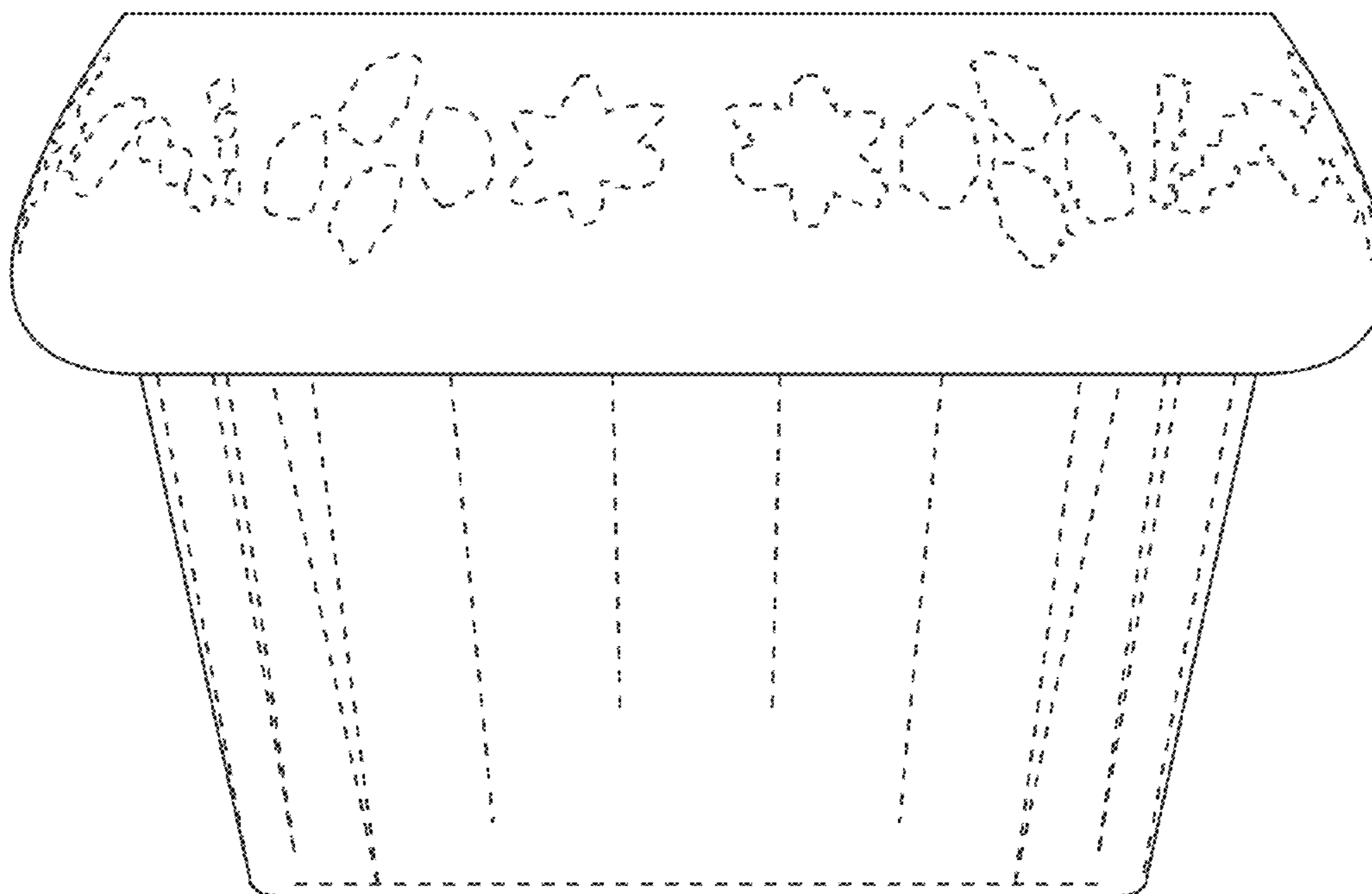
FIG. 1 is a front view of the new design for a container, the remaining side views, left, right and rear being identical to the front view, the broken line arrangement showing slight variations from side to side;

FIG. 2 is a top view thereof; and,

FIG. 3 is a bottom view thereof.

The broken lines represent portions of the structure that forms no part of the claim.

1 Claim, 3 Drawing Sheets



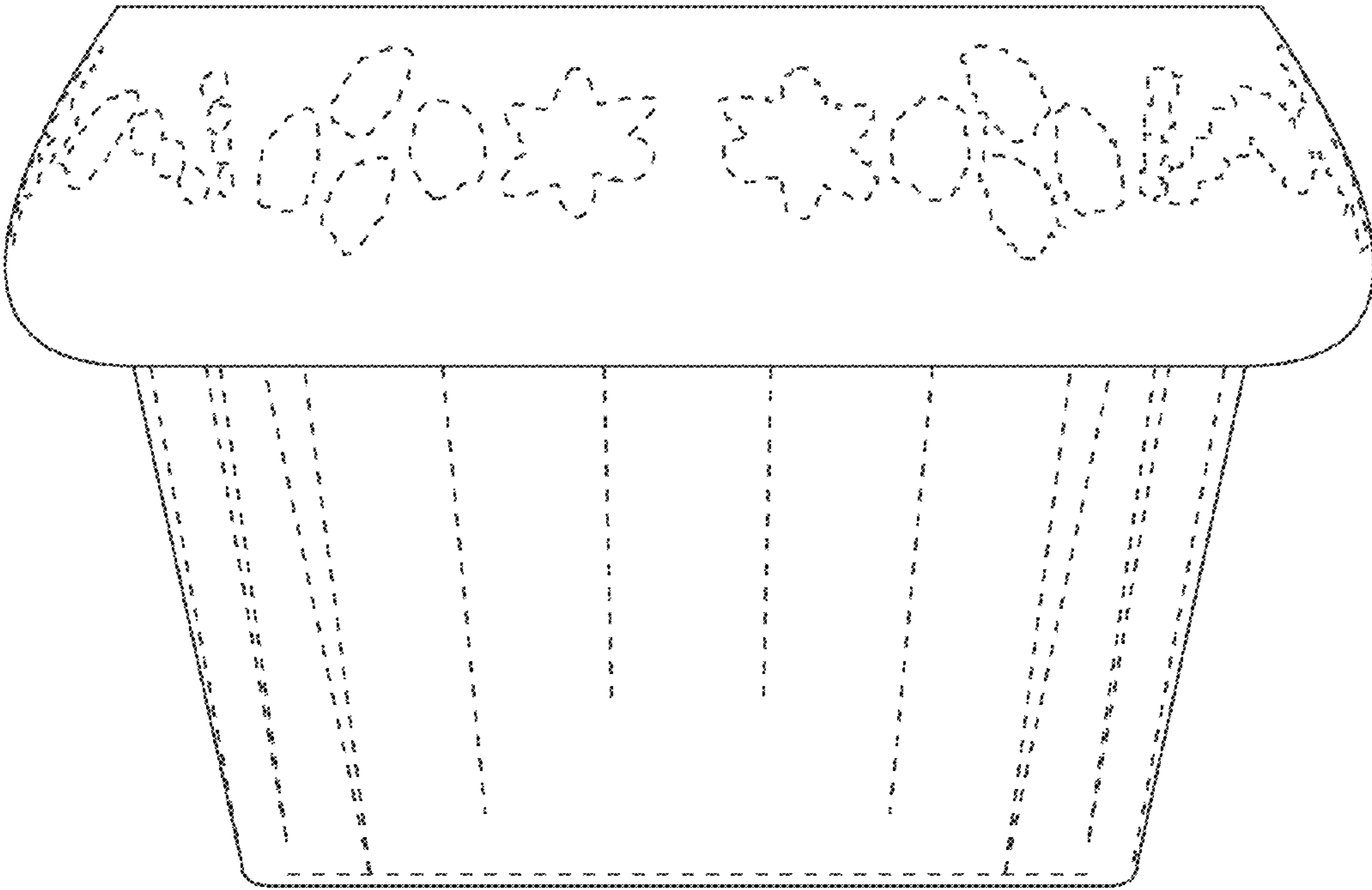


FIG. 1




FIG. 2

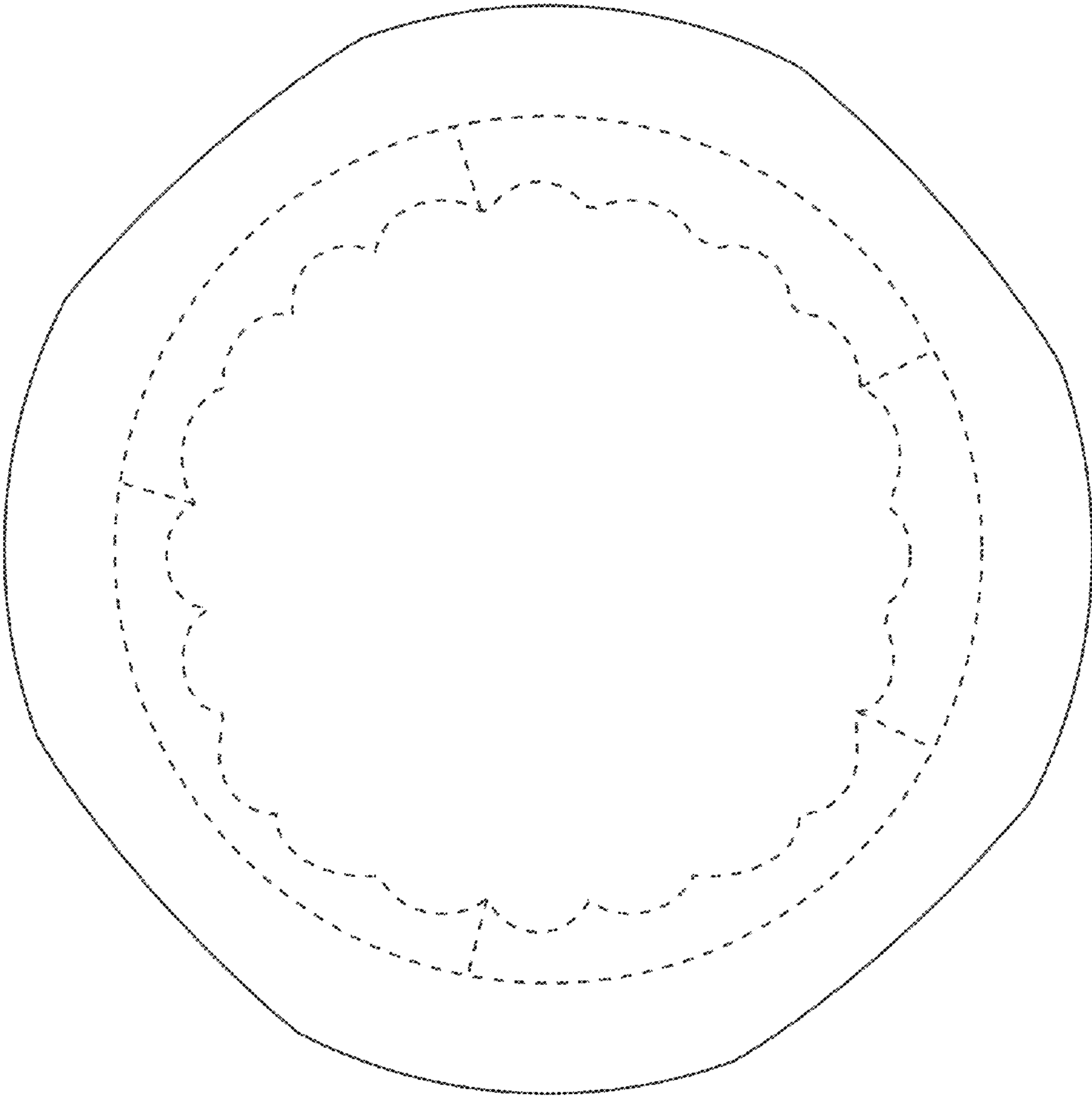


FIG. 3