



US00D695564S

(12) **United States Design Patent**  
**Picozza et al.**

(10) **Patent No.:** **US D695,564 S**

(45) **Date of Patent:** **\*\* Dec. 17, 2013**

(54) **FROZEN BEVERAGE MAKER**

(56) **References Cited**

(71) Applicant: **Sunbeam Products, Inc.**, Boca Raton, FL (US)

U.S. PATENT DOCUMENTS

(72) Inventors: **Augusto Picozza**, Boca Raton, FL (US);  
**Joseph Palermo**, Boynton Beach, FL (US); **Aaron Abroff**, Acton, MA (US)

D382,439 S *	8/1997	Feiz .....	D7/309
D402,153 S *	12/1998	Saltet .....	D7/309
D445,627 S *	7/2001	Naft et al. ....	D7/309
D447,903 S *	9/2001	Lin .....	D7/309
D469,302 S *	1/2003	Li .....	D7/374
D491,763 S *	6/2004	Picozza et al. ....	D7/309
D502,043 S *	2/2005	Lin .....	D7/309
D580,208 S *	11/2008	Cheng .....	D7/309
D582,193 S *	12/2008	Picozza et al. ....	D7/306
D587,520 S *	3/2009	Kounlavong et al. ....	D7/378
D594,696 S *	6/2009	Day et al. ....	D7/378
D625,136 S *	10/2010	Moriarty et al. ....	D7/309
2010/0037786 A1 *	2/2010	Kounlavong et al. ....	99/486

(73) Assignee: **Sunbeam Products, Inc.**, Boca Raton, FL (US)

(\*\*) Term: **14 Years**

\* cited by examiner

(21) Appl. No.: **29/451,893**

*Primary Examiner* — Ricky Pham

(22) Filed: **Apr. 10, 2013**

(74) *Attorney, Agent, or Firm* — Michael J. Corrigan

(51) **LOC (9) Cl.** ..... **31-00**

(52) **U.S. Cl.**  
USPC ..... **D7/378; D7/376; D7/377**

(57) **CLAIM**

The ornamental design for the frozen beverage maker, as shown and described.

(58) **Field of Classification Search**

USPC ..... D7/301-313, 316-326, 354-357, 368, D7/372-386, 391-398, 402, 412-415, 503, D7/515, 543, 584-587, 607, 665-666, 679, D7/691-693; 99/280, 326, 348, 486, 492, 99/508-512; 241/30-37.5, 82.1, 92, 98, 241/101.01-101.2, 166-169.1, 172, 272, 241/282.2, 285.1-285.3, 291, 292.1; 366/64-67, 98, 129, 142-144, 169.1, 366/192-211, 241-254, 262, 279-292, 314, 366/325.8, 325.92, 341-347; 416/75-77, 416/70 R, 163

**DESCRIPTION**

FIG. 1 is a front perspective view of the frozen beverage maker;  
FIG. 2 is a front view thereof;  
FIG. 3 is a rear view thereof;  
FIG. 4 is a left side view thereof;  
FIG. 5 is a right side view thereof;  
FIG. 6 is a top view thereof; and,  
FIG. 7 is a bottom view thereof.  
The portion shown in dashed lines is shown for illustrative purposes only and forms no part of the claimed design.

See application file for complete search history.

**1 Claim, 4 Drawing Sheets**

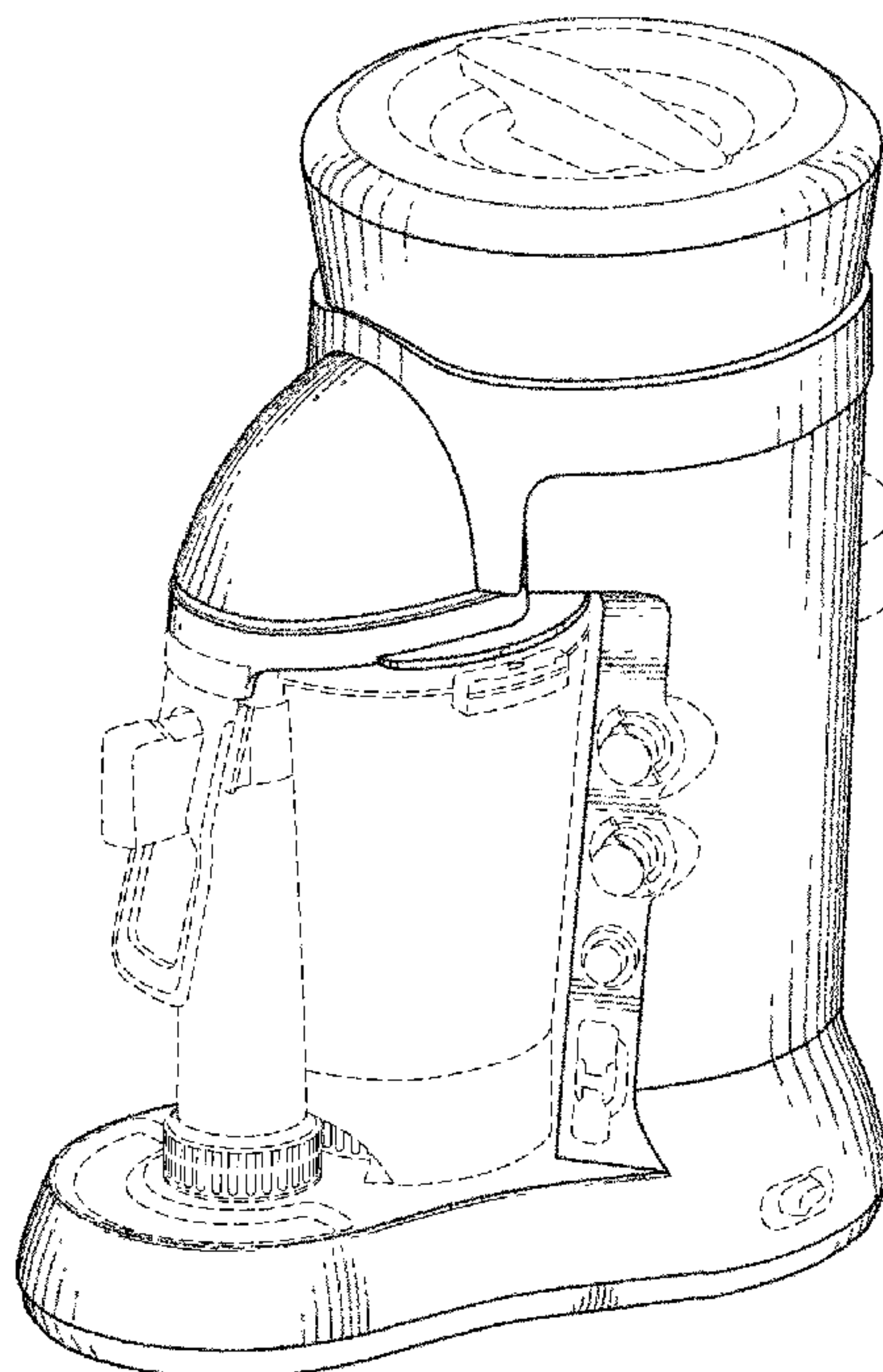


FIG. 1

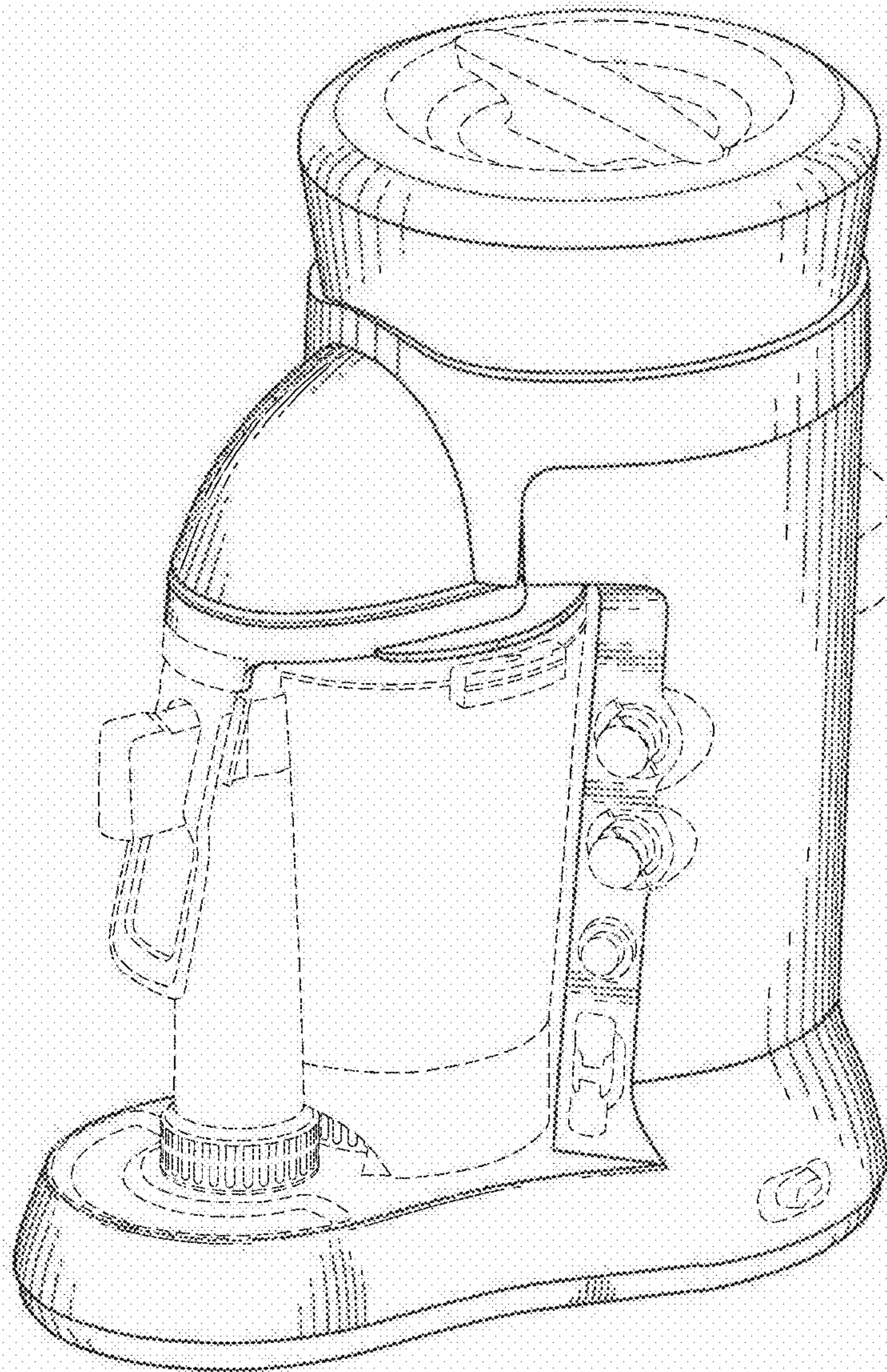




FIG. 3

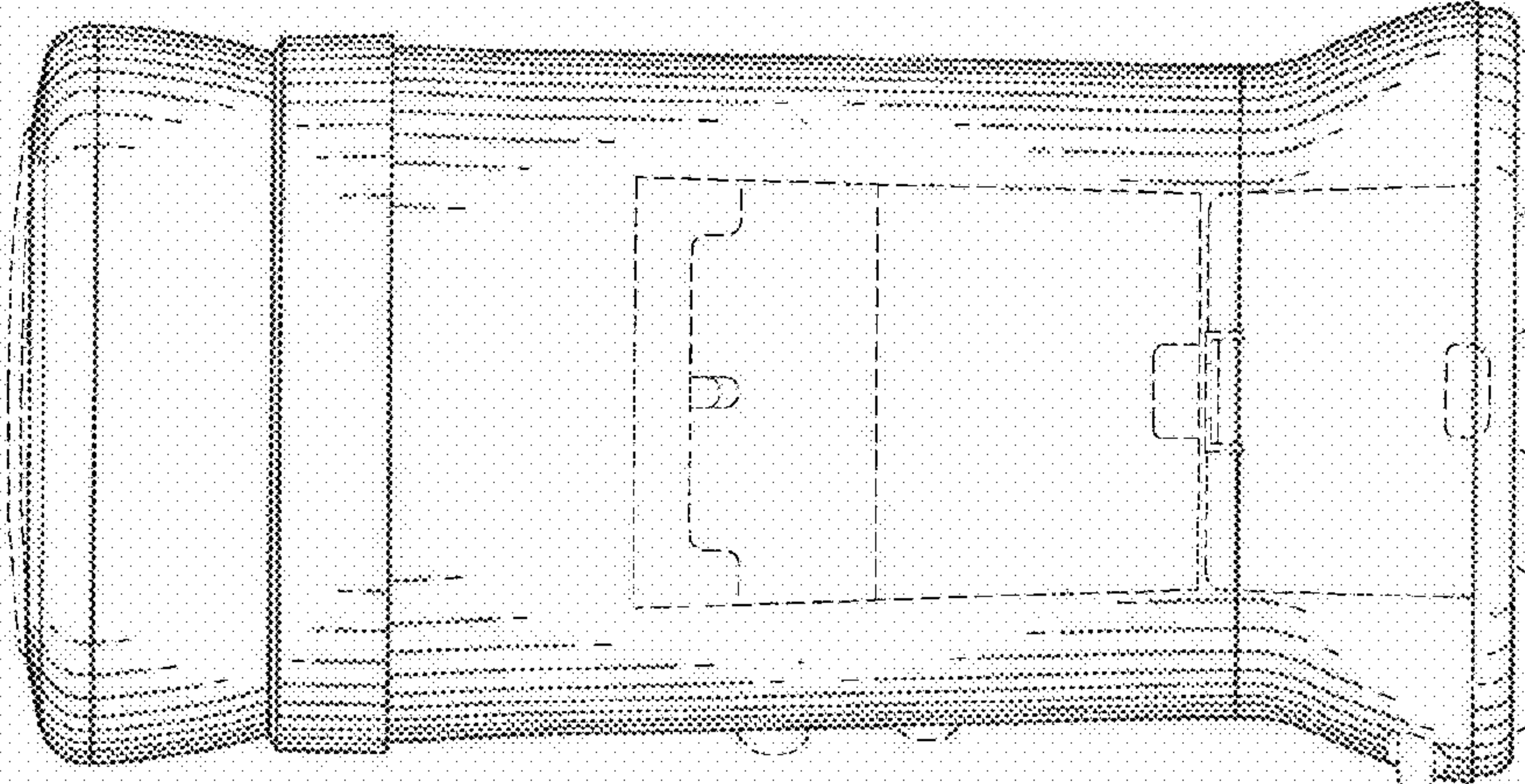


FIG. 2

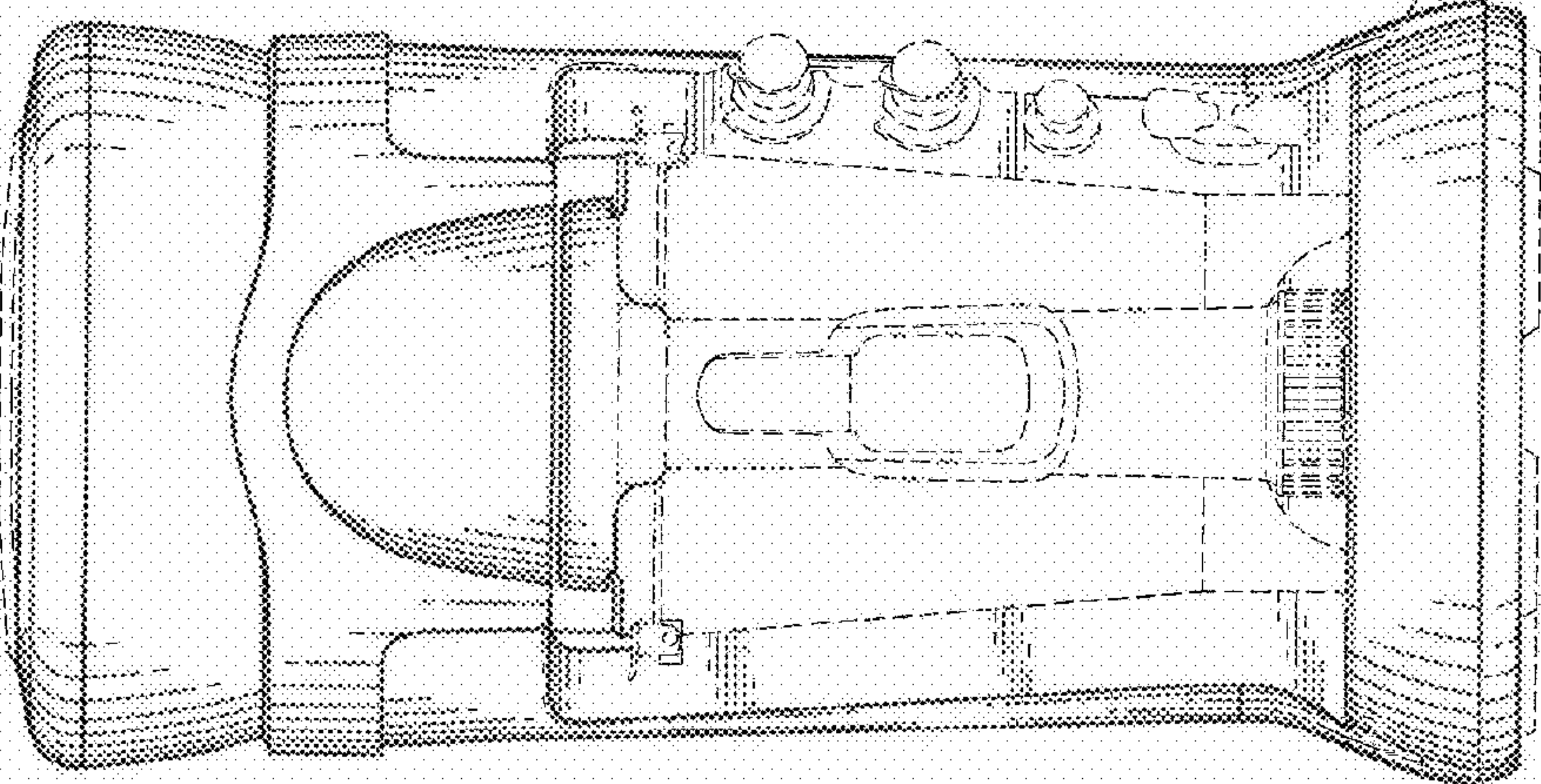




FIG. 5

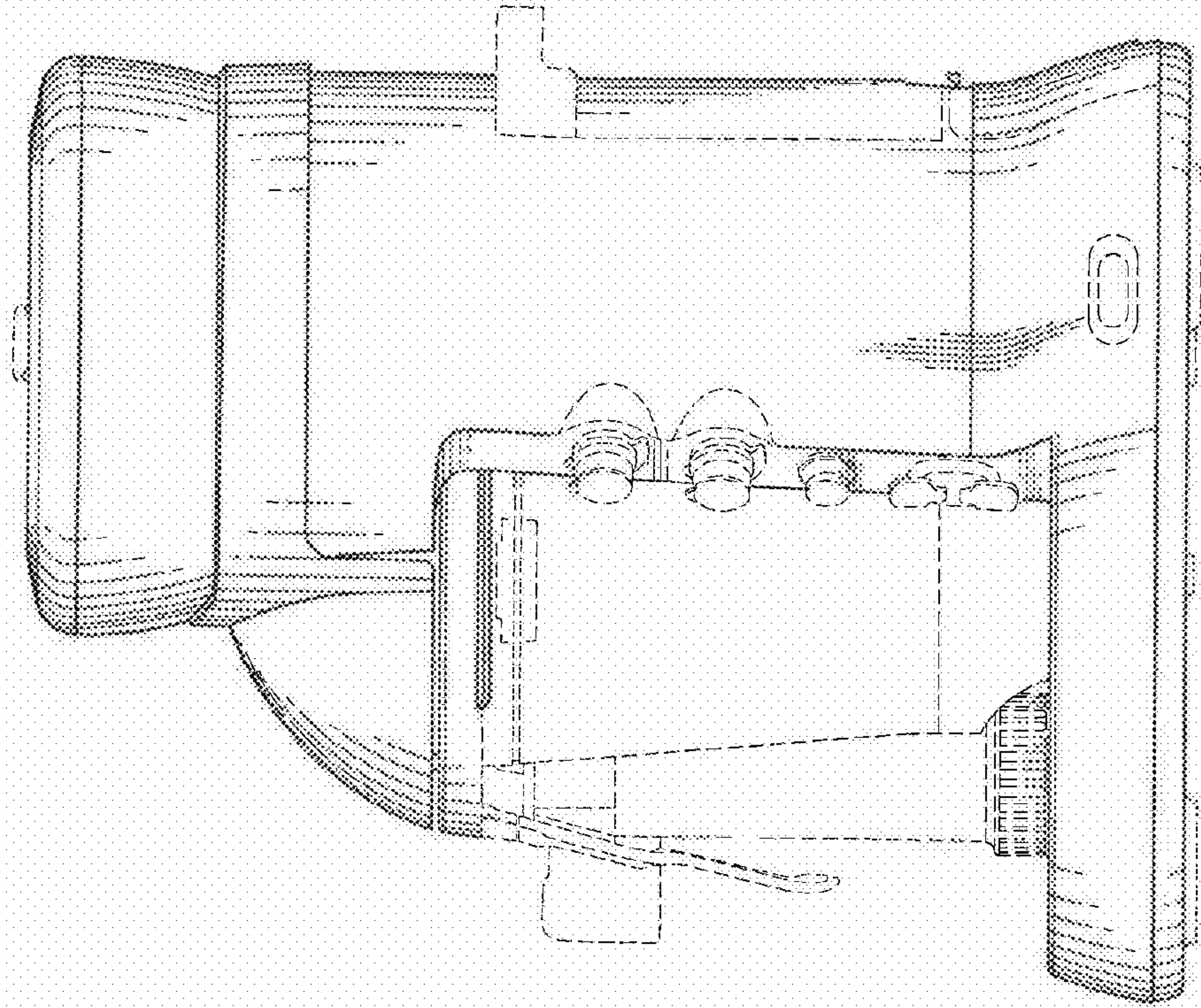


FIG. 4

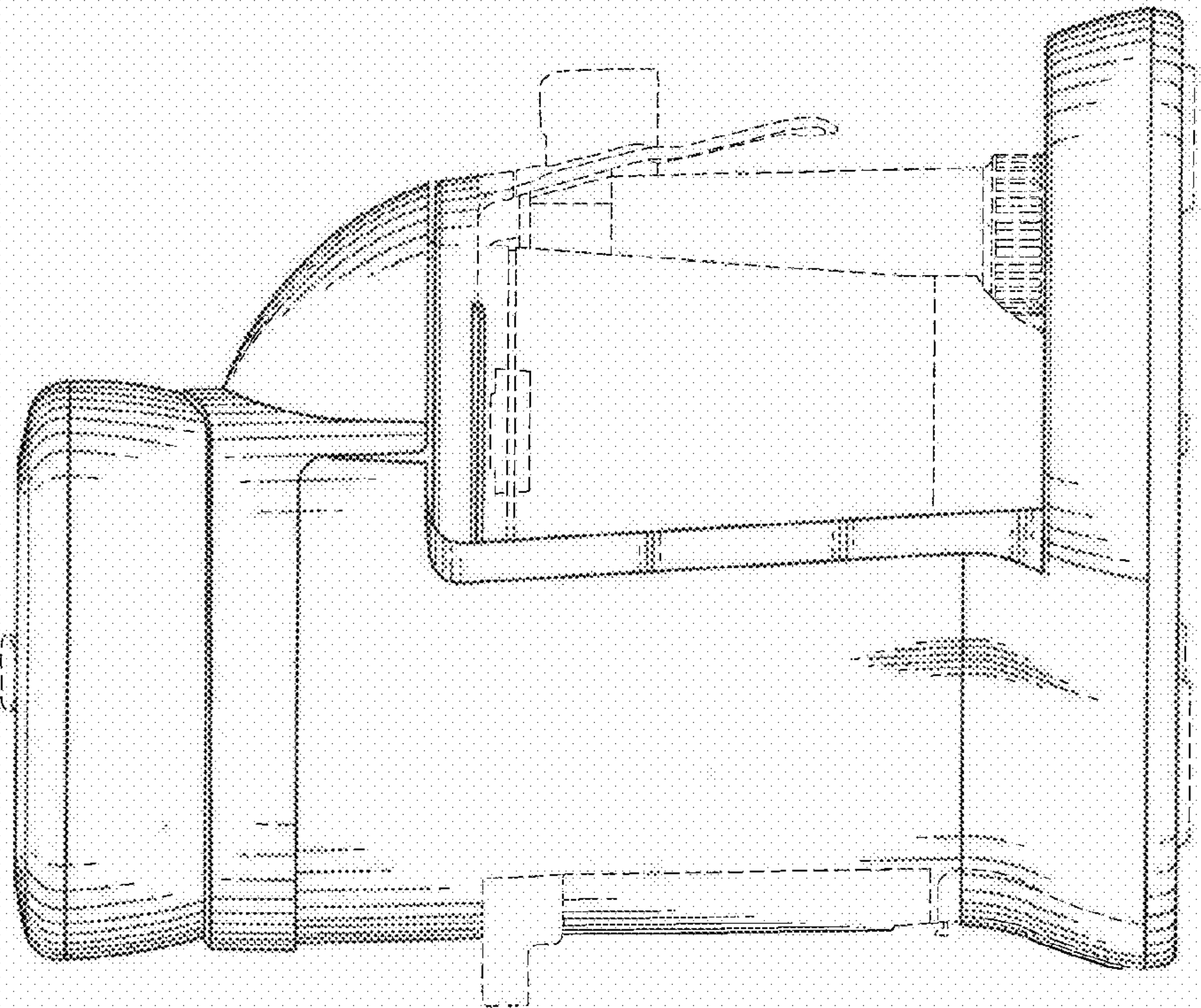




FIG. 6

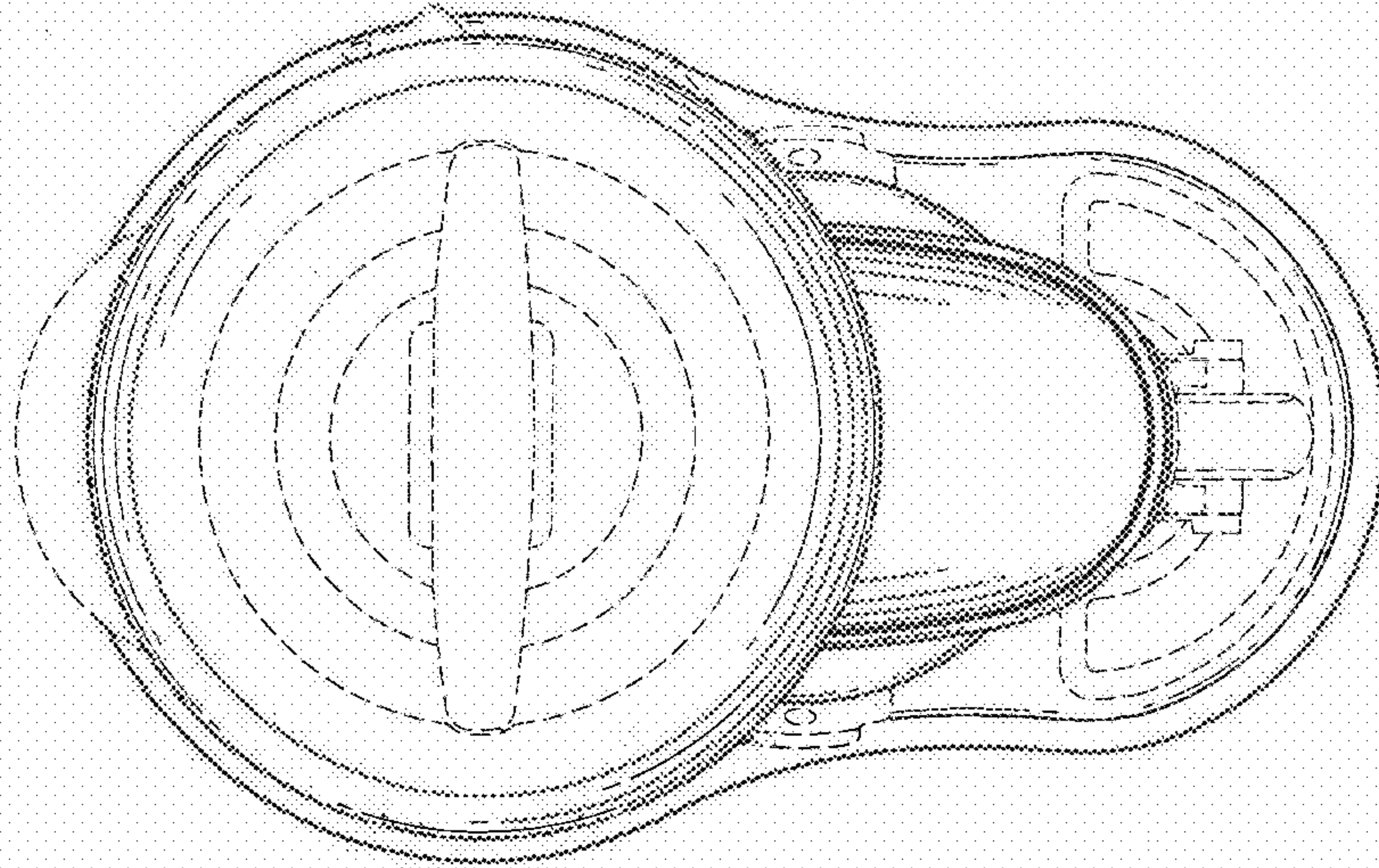


FIG. 7

