



US00D695563S

(12) **United States Design Patent**
Warburton

(10) **Patent No.:** **US D695,563 S**
(45) **Date of Patent:** **** Dec. 17, 2013**

(54) **MILK FROTHER**

(56) **References Cited**

(71) Applicant: **Koninklijke Philips Electronics N.V.**,
Eindhoven (NL)
(72) Inventor: **Graeme Antony Warburton**, Hoogland
(NL)
(73) Assignee: **Koninklijke Philips N.V.**, Eindhoven
(NL)
(**) Term: **14 Years**
(21) Appl. No.: **29/446,733**
(22) Filed: **Feb. 27, 2013**

U.S. PATENT DOCUMENTS

2,582,781	A *	1/1952	Johnson	219/436
2,666,127	A *	1/1954	Johnson	219/436
D269,489	S *	6/1983	Akita	D7/372
D448,236	S *	9/2001	Murray	D7/326
D501,756	S *	2/2005	Nikkhah	D7/413
D530,975	S *	10/2006	Fernandez	D7/378
D550,506	S *	9/2007	Spitzer	D7/412
D592,012	S *	5/2009	Carreno	D7/510
D602,304	S *	10/2009	Elissen	D7/318
D607,686	S *	1/2010	Elissen	D7/319
D630,467	S *	1/2011	Harrod	D7/376
D646,520	S *	10/2011	Collinson	D7/376
D646,521	S *	10/2011	Collinson	D7/376

* cited by examiner

Primary Examiner — Ricky Pham

(30) **Foreign Application Priority Data**

Aug. 29, 2012 (EM) 002094078-0002

(51) **LOC (9) Cl.** **31-00**
(52) **U.S. Cl.**
USPC **D7/376; D7/378**

(57) **CLAIM**
The ornamental design for a milk frother, as shown.

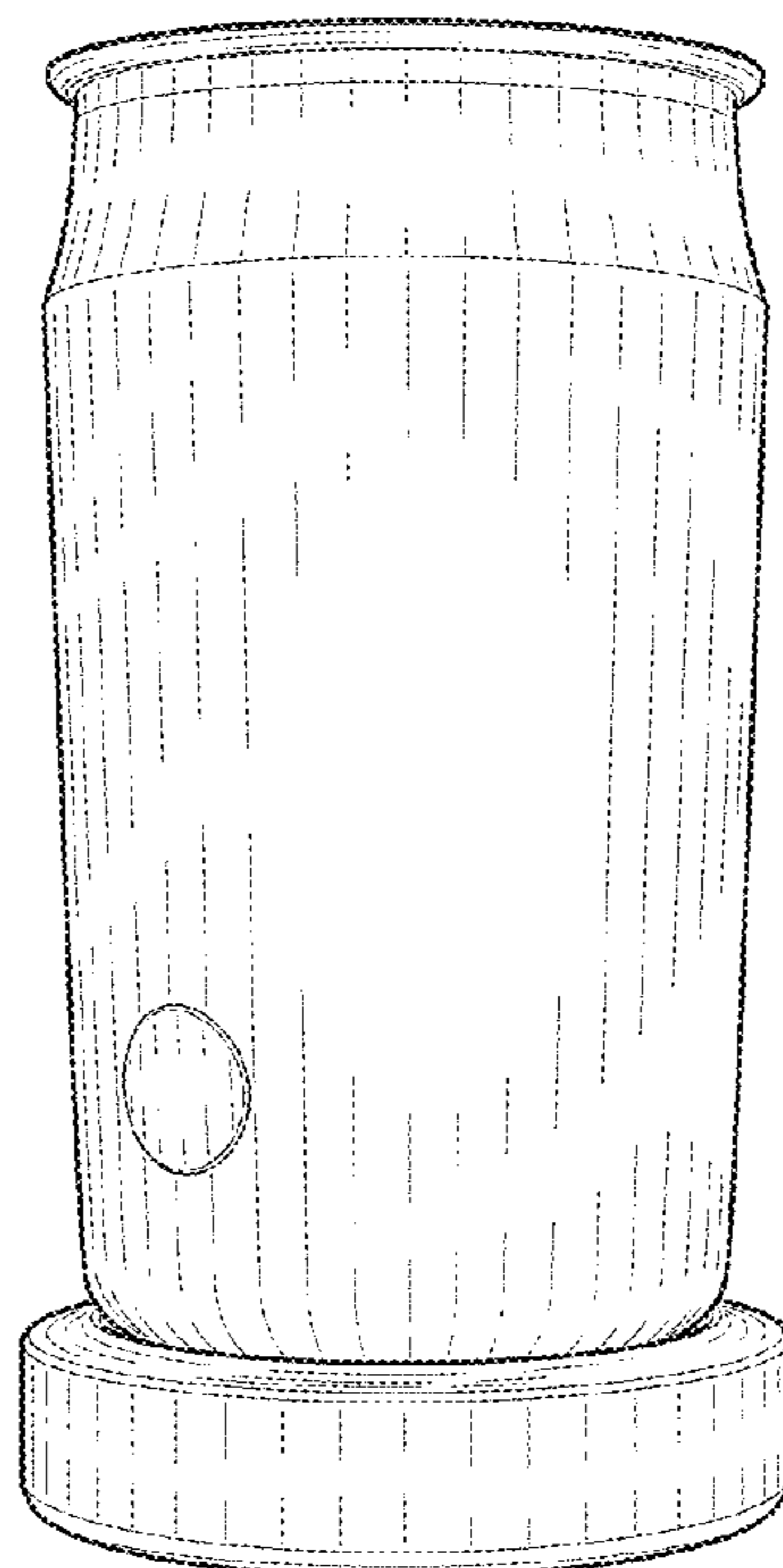
(58) **Field of Classification Search**
USPC D7/301-313, 316-326, 356-357, 368,
D7/372-386, 391-398, 412-415, 503-515,
D7/665-666, 679, 691-693; 99/280, 326,
99/348, 492, 508-512; 219/436;
241/30-37.5, 101.01-101.2,
241/166-169.1, 172, 272, 285.1-285.3,
241/291, 292.1; 366/64-67, 98, 129,
366/142-144, 192-211, 241-254, 262,
366/279-292, 325.8, 325.92, 341-347;
416/75-77, 70 R, 163

See application file for complete search history.

DESCRIPTION

FIG. 1 is a perspective view showing my design;
FIG. 2 is a front elevational view thereof;
FIG. 3 is a rear elevational view thereof;
FIG. 4 is a right side elevational view thereof;
FIG. 5 is a left side elevational view thereof;
FIG. 6 is a top plan view thereof; and,
FIG. 7 is a bottom plan view thereof.

1 Claim, 4 Drawing Sheets



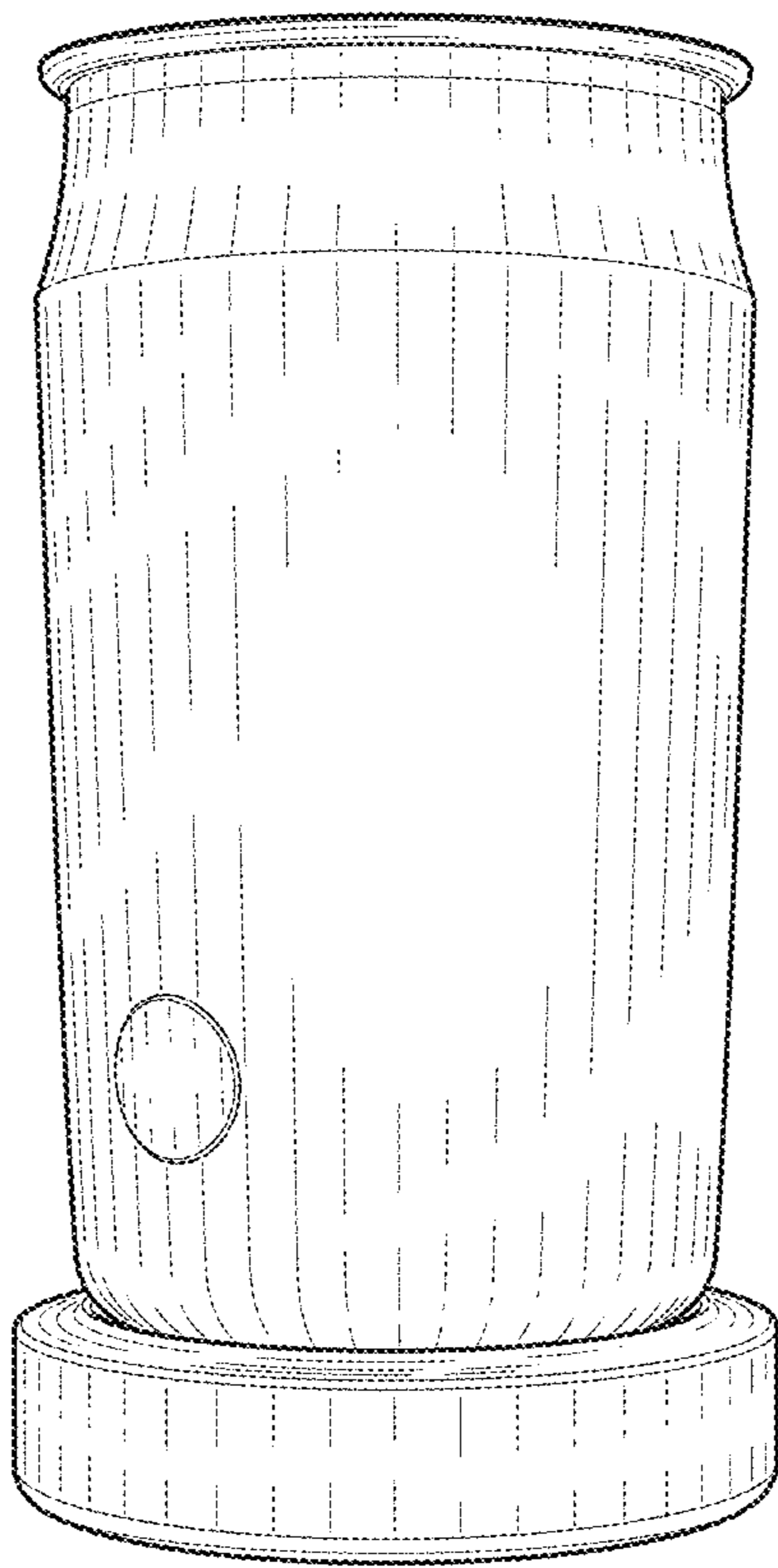


FIG. 1

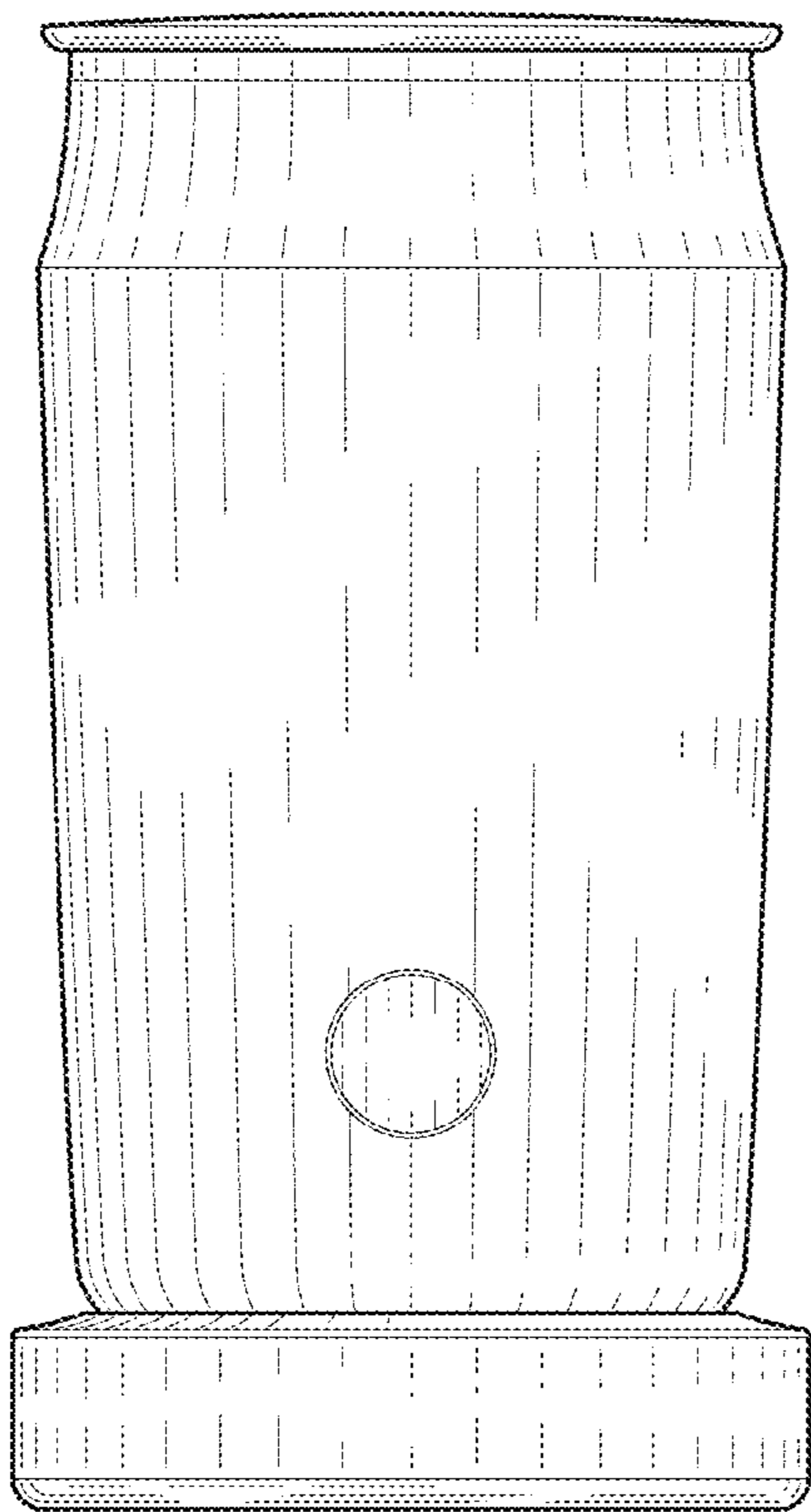


FIG. 2




FIG. 3

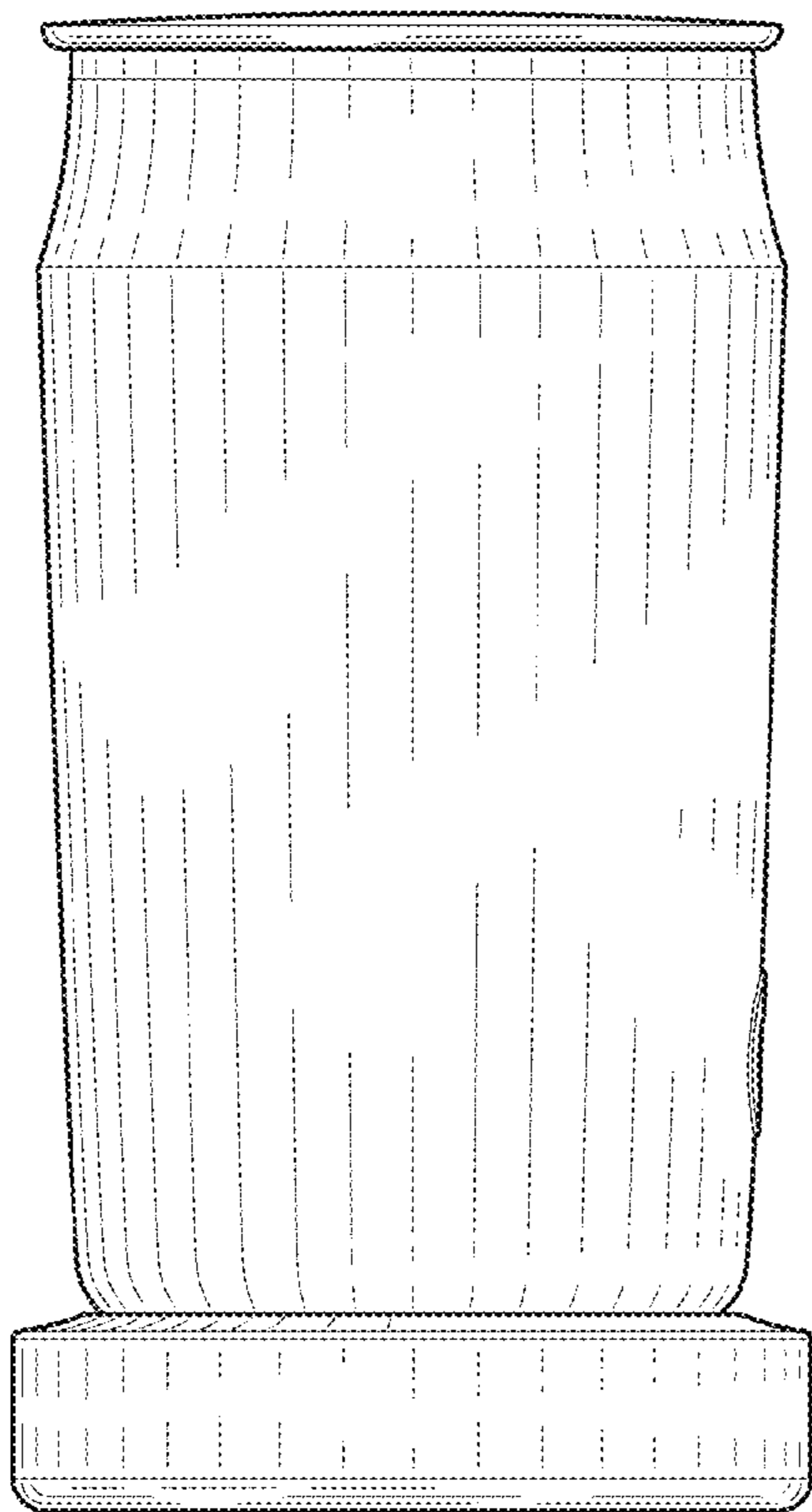


FIG. 4




FIG. 5

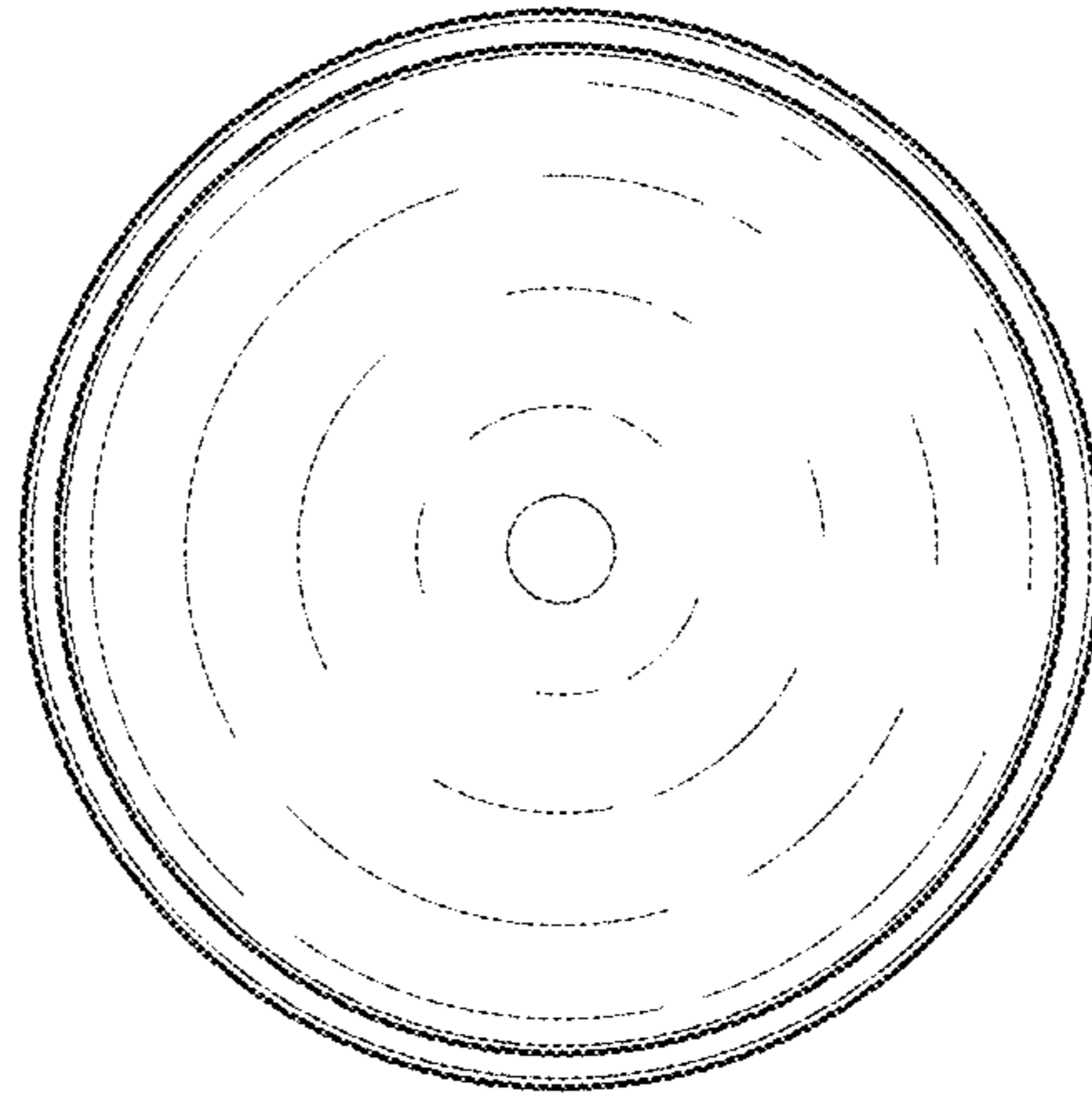


FIG. 6

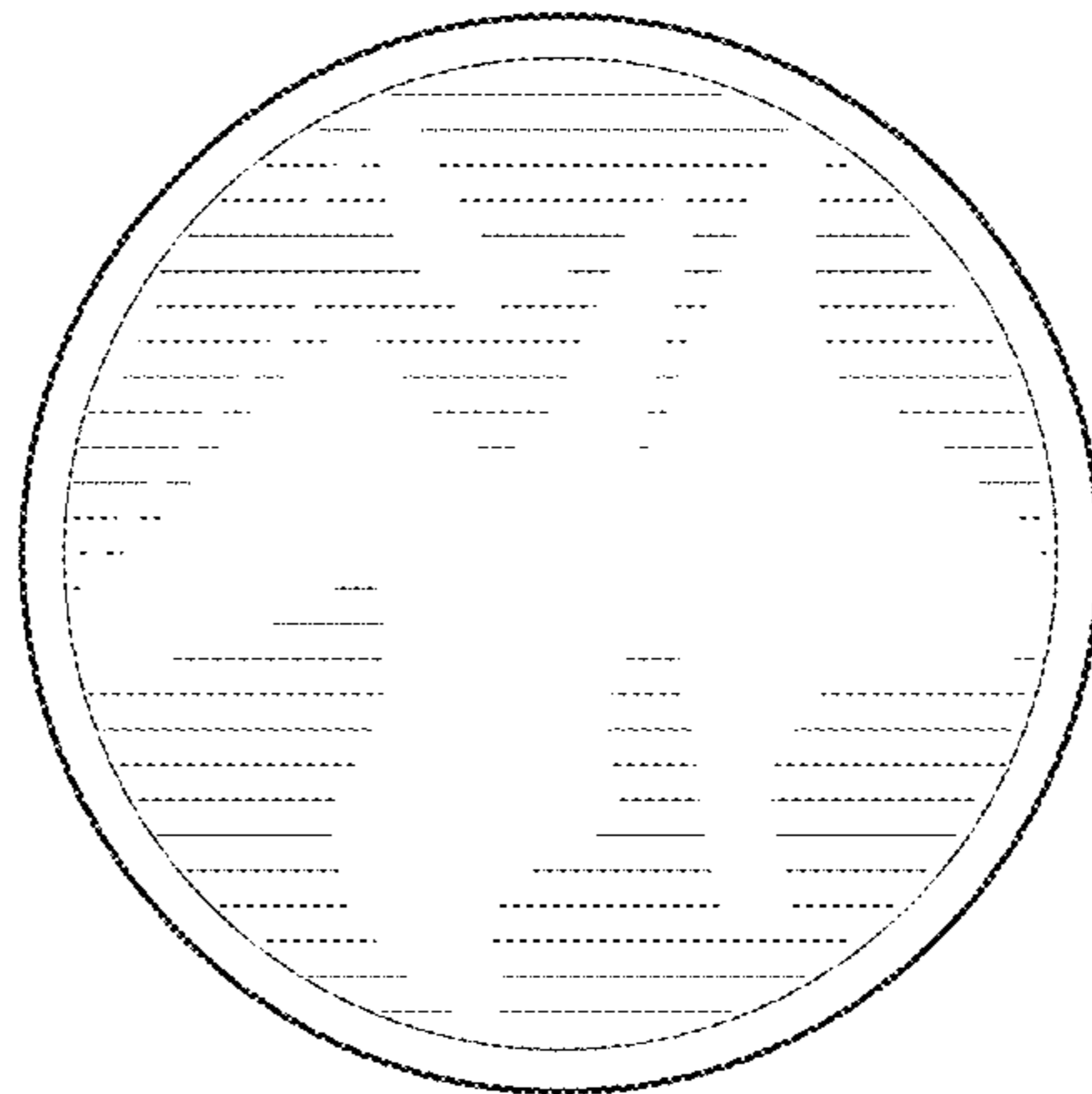


FIG. 7