



US00D695556S

(12) **United States Design Patent**
Nunn et al.

(10) **Patent No.:** **US D695,556 S**
(45) **Date of Patent:** **** Dec. 17, 2013**

(54) **DESK**

(76) Inventors: **Thomas Nunn**, Fort Worth, TX (US);
Shawn Rabensburg, Bellevue, NE (US);
Peter Brands, Urk (NL); **Scott Bruins**,
Rosemount, MN (US)

(**) Term: **14 Years**

(21) Appl. No.: **29/425,062**

(22) Filed: **Jun. 19, 2012**

(51) **LOC (9) Cl.** **06-06**

(52) **U.S. Cl.**
USPC **D6/707.19**; D6/707.23

(58) **Field of Classification Search**
USPC D6/655.18, 688.19, 655.21, 691, 655,
D6/655.12, 655.15, 707, 707.19;
108/153.1, 156, 161, 50.01, 50.02, 25,
108/33

See application file for complete search history.

(56) **References Cited**

U.S. PATENT DOCUMENTS

3,208,409 A *	9/1965	Gale	108/158.11
D215,097 S *	9/1969	Van der Maulen	D6/428
D227,638 S *	7/1973	Graves	D6/425
D268,677 S	4/1983	Ohie	
D276,580 S	12/1984	Mandl	
D318,269 S	7/1991	Hassel	
D353,368 S	12/1994	Psulos	
D389,664 S	1/1998	Kotkosky	
D407,232 S	3/1999	Jaeb	

6,115,240 A	9/2000	Kaneko	
D476,325 S	6/2003	Monson	
D496,184 S	9/2004	Sapp	
D536,193 S	2/2007	Sapp	
D562,816 S	2/2008	Woolpert	
D596,425 S	7/2009	Dir	
D626,542 S	11/2010	Libman	
D634,561 S	3/2011	Preussner-Pfaff	
2002/0040667 A1 *	4/2002	Birsel et al.	108/25
2006/0201397 A1 *	9/2006	Sackman	108/38
2011/0075337 A1	3/2011	Riley	

* cited by examiner

Primary Examiner — Janice Seeger

(74) *Attorney, Agent, or Firm* — QuickPatents; Kevin Prince

(57) **CLAIM**

We claim the ornamental design for a desk, as shown and described.

DESCRIPTION

FIG. 1 is a perspective view of a desk, showing our new design;

FIG. 2 is an exploded perspective view thereof;

FIG. 3 is a front elevational view thereof;

FIG. 4 is a rear elevational view thereof;

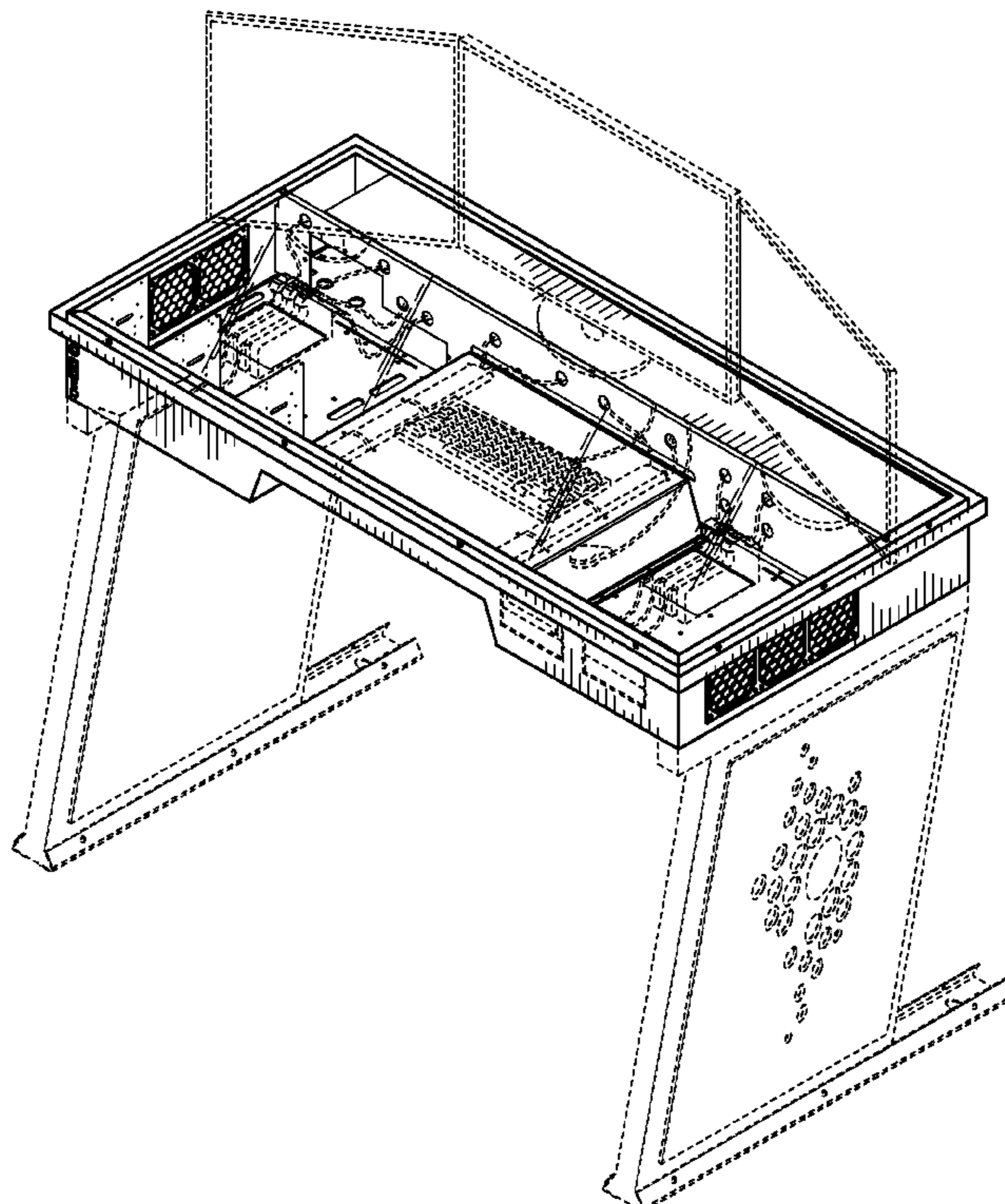
FIG. 5 is a left-side elevational view thereof, the right-side elevational view being a mirror image thereof;

FIG. 6 is a top plan view thereof; and,

FIG. 7 is a bottom plan view thereof.

The broken lines showing desk legs, computer components and desktop monitors in FIG. 1 depict environmental matter and form no part of the claimed design.

1 Claim, 4 Drawing Sheets



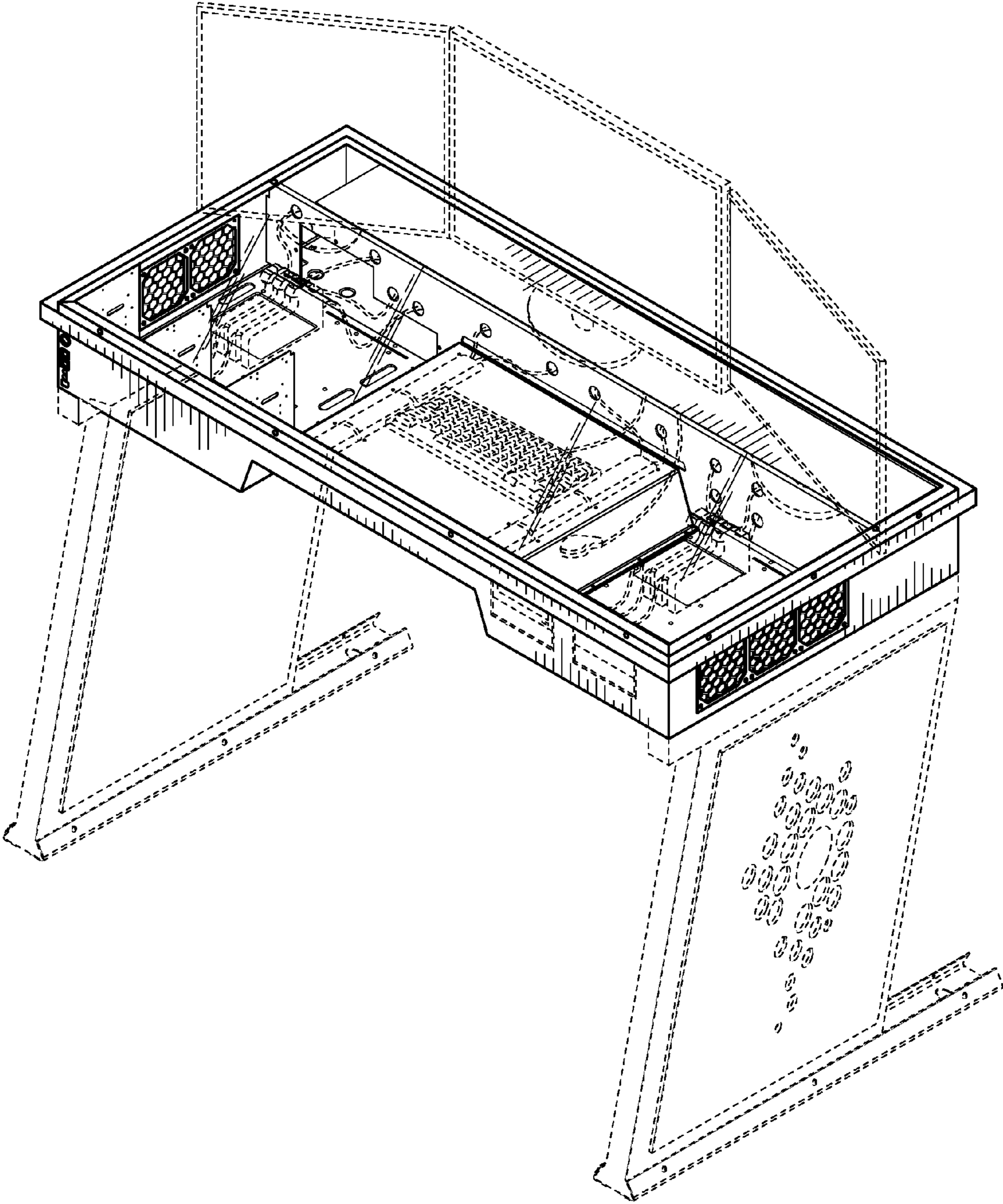
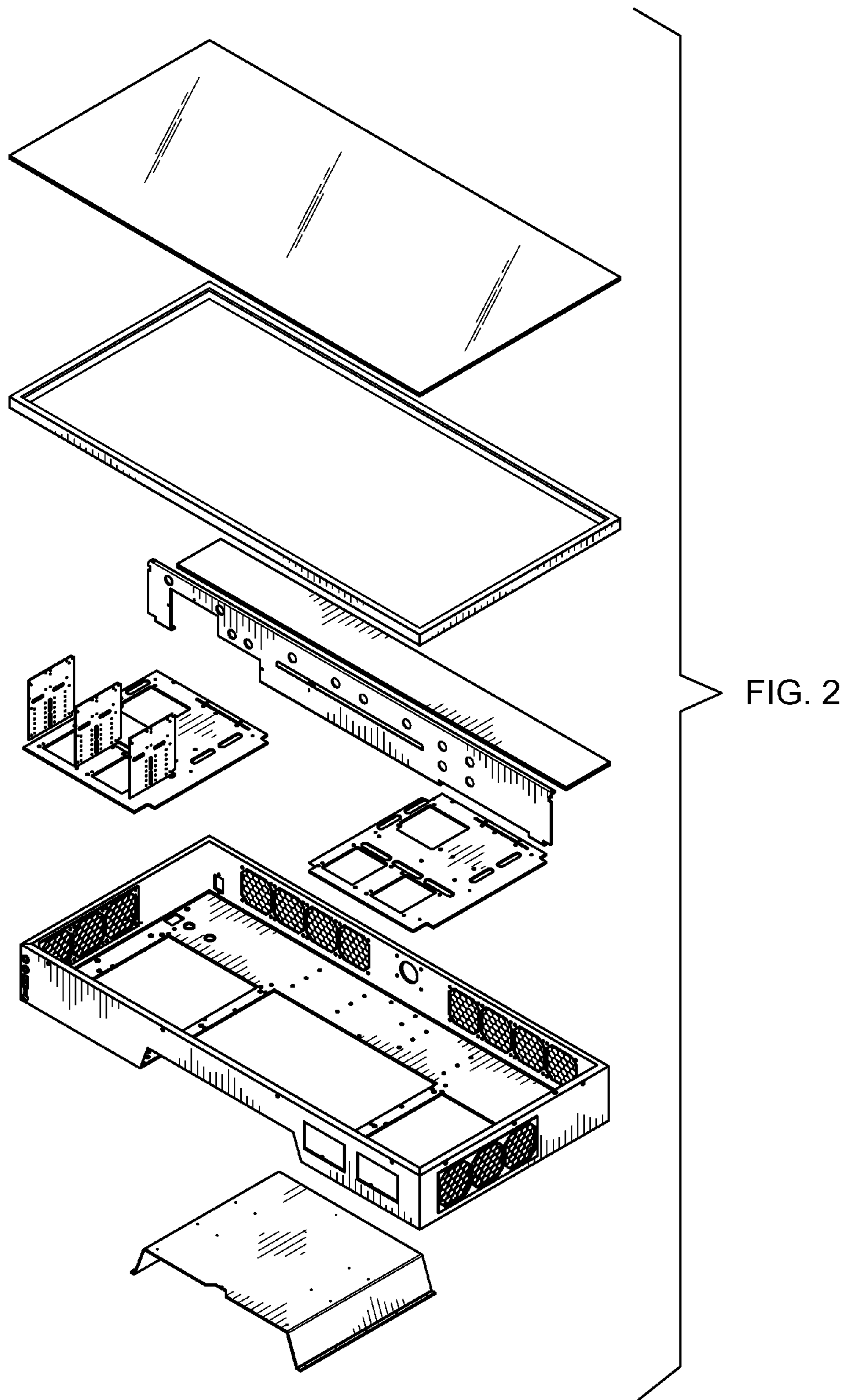


FIG. 1



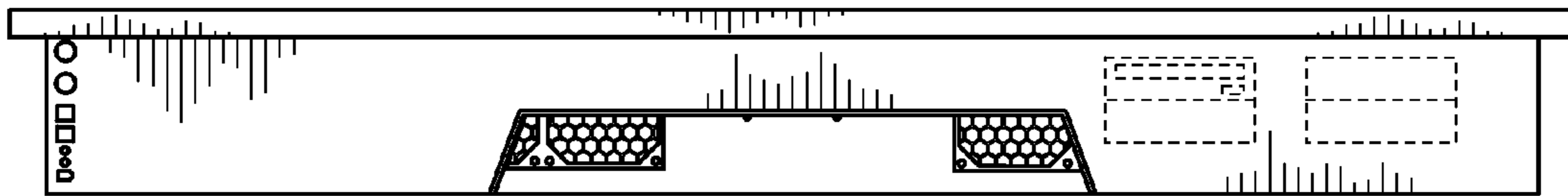


FIG. 3

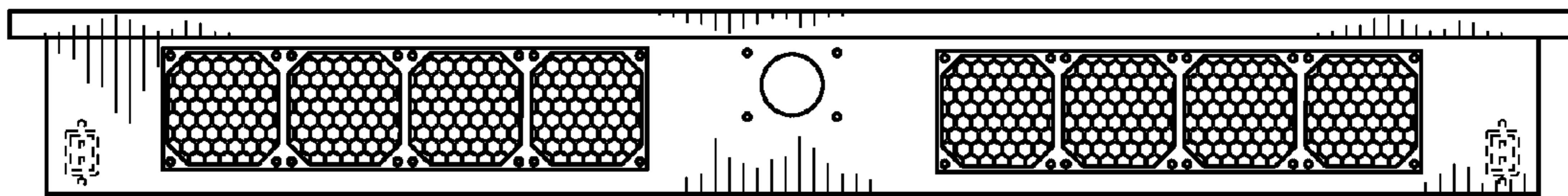


FIG. 4




FIG. 5

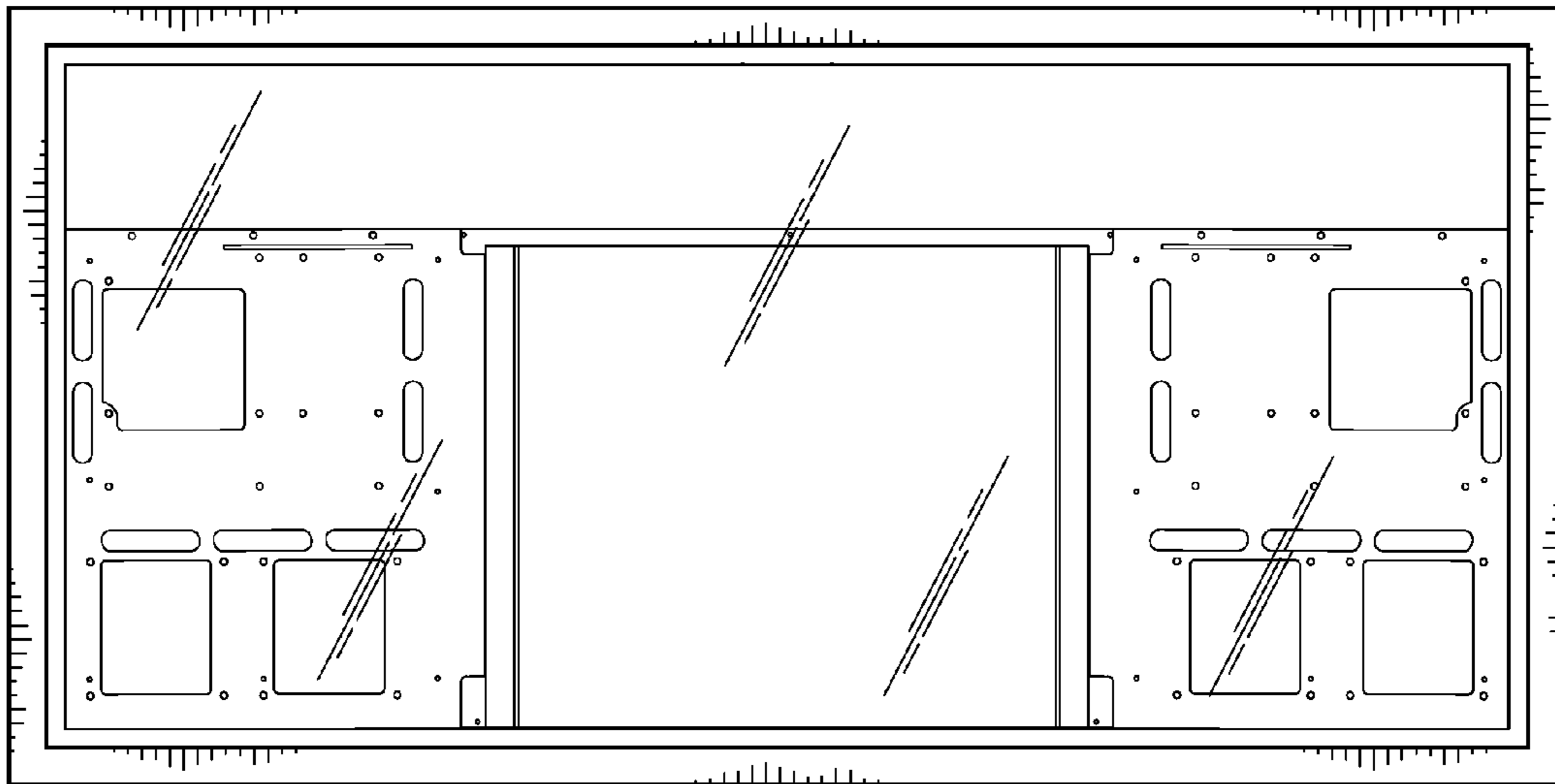


FIG. 6

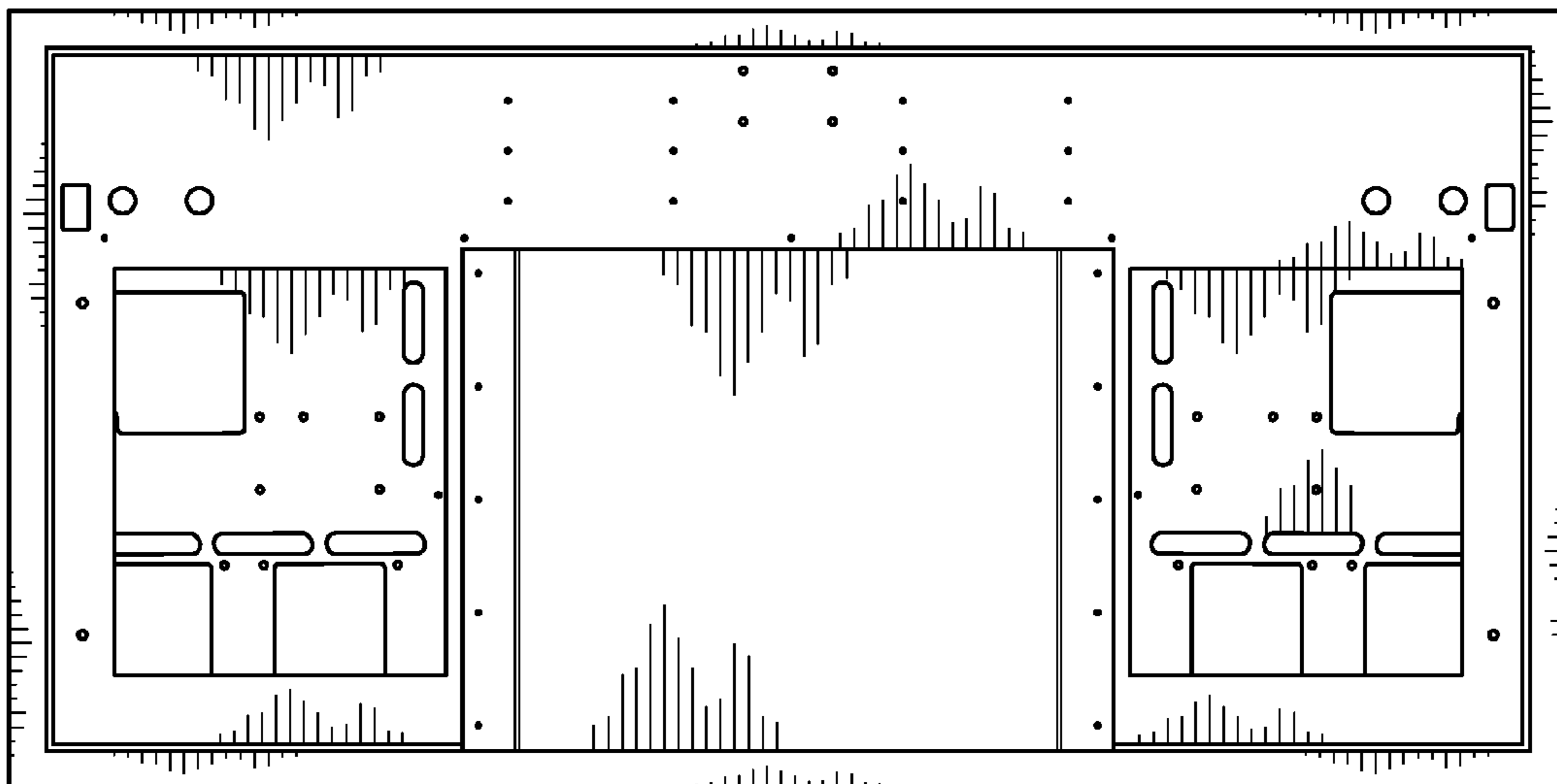


FIG. 7