



US00D695541S

(12) **United States Design Patent**
Dunn et al.

(10) **Patent No.:** **US D695,541 S**

(45) **Date of Patent:** **** Dec. 17, 2013**

(54) **CASSETTE**

(71) Applicants: **Steven Bryan Dunn**, Beverly Hills, CA (US); **Kevin Douglas Johnson**, Tarzana, CA (US)

(72) Inventors: **Steven Bryan Dunn**, Beverly Hills, CA (US); **Kevin Douglas Johnson**, Tarzana, CA (US)

(73) Assignee: **Munchkin, Inc.**, Van Nuys, CA (US)

(**) Term: **14 Years**

(21) Appl. No.: **29/435,445**

(22) Filed: **Oct. 24, 2012**

(51) **LOC (9) Cl.** **20-02**

(52) **U.S. Cl.**
USPC **D6/515**

(58) **Field of Classification Search**
USPC D6/515, 518; D34/10; 206/390, 397; 220/908, 909, 403, 404, 407
See application file for complete search history.

(56) **References Cited**

U.S. PATENT DOCUMENTS

2,671,906 A	11/1952	Potts
2,989,828 A	6/1961	Warp
3,152,576 A	10/1964	Faurot
3,376,046 A	3/1965	Kivett et al.
3,321,103 A	4/1965	Phillips
D201,670 S	7/1965	Moore
3,401,409 A	4/1966	Ekrut
3,452,368 A	7/1969	Couper
3,536,192 A	10/1970	Couper
3,602,924 A	9/1971	Kneisley
3,619,822 A	11/1971	Carmichael
3,746,159 A	7/1973	May
3,938,300 A	2/1976	Lovqvist
3,956,510 A	5/1976	Molnar
4,085,706 A	4/1978	Evans
4,132,047 A	1/1979	Gerigk et al.

4,349,123 A *	9/1982	Yang	220/908
4,408,692 A	10/1983	Sigel et al.	
4,420,093 A	12/1983	Von Holdt	
4,505,003 A	3/1985	Becker et al.	
4,528,719 A	7/1985	Frey	
D279,949 S	8/1985	Rossin	
4,721,226 A *	1/1988	Yurko	220/908
D302,753 S	8/1989	Zelinger	
4,869,049 A	9/1989	Richards et al.	
4,934,529 A	6/1990	Richards et al.	
5,045,020 A	9/1991	Neeff et al.	
5,046,219 A	9/1991	Stanley	
5,056,293 A	10/1991	Richards et al.	
D321,572 S	11/1991	Laden	
5,115,935 A *	5/1992	Lemongelli	220/908
5,230,651 A	7/1993	Farkonas et al.	
D351,606 S	10/1994	Markusson et al.	
5,535,913 A	7/1996	Asbach et al.	

(Continued)

FOREIGN PATENT DOCUMENTS

CA	2366384 A1	6/2003
CA	2486136 A1	5/2005

(Continued)

Primary Examiner — Brian N Vinson

(74) *Attorney, Agent, or Firm* — Robert Z. Evora, Esq.

(57) **CLAIM**

The ornamental design for a cassette, as shown and described.

DESCRIPTION

FIG. 1 is a top perspective view of a cassette showing my new design;

FIG. 2 is a bottom perspective view thereof;

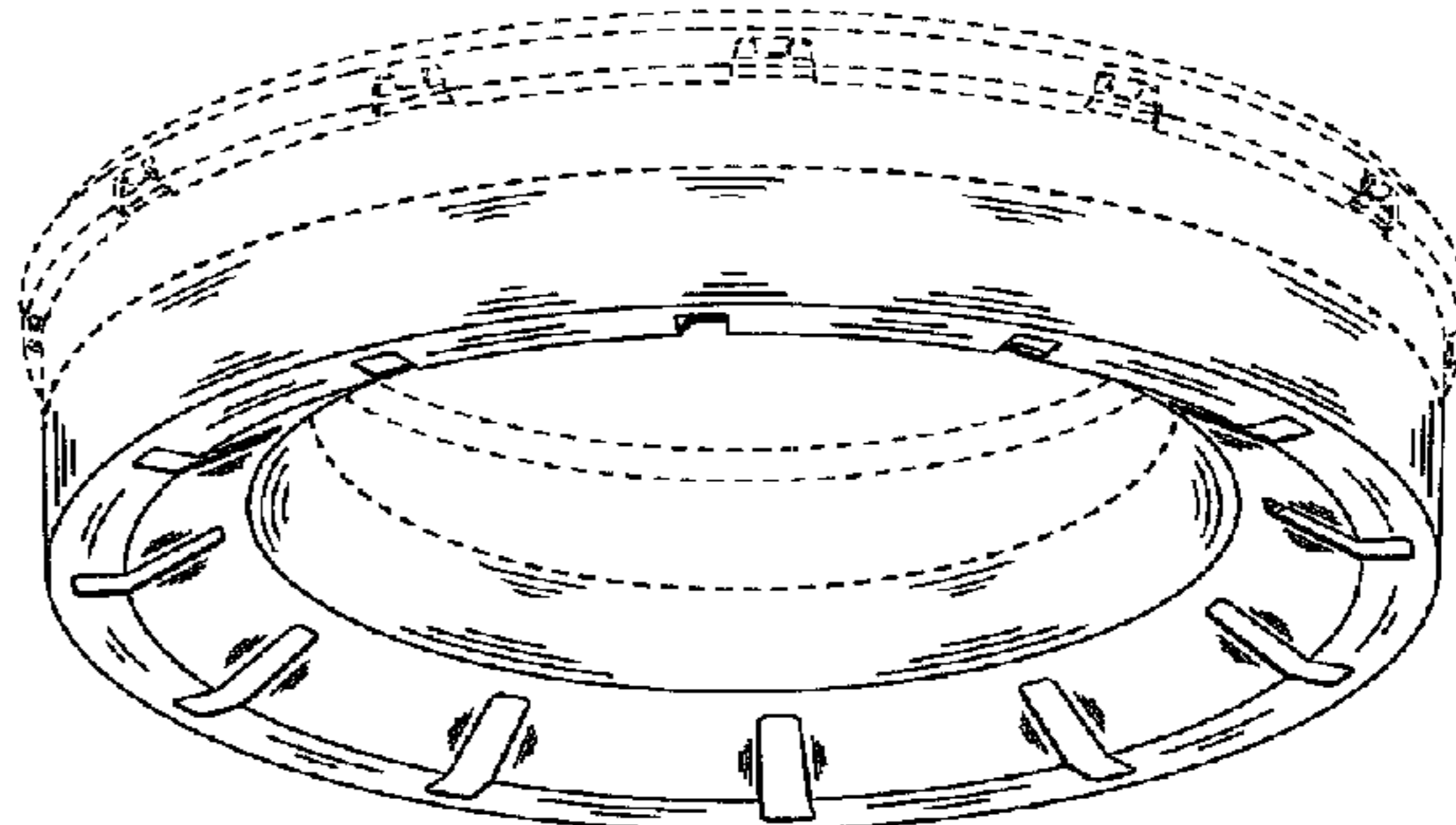
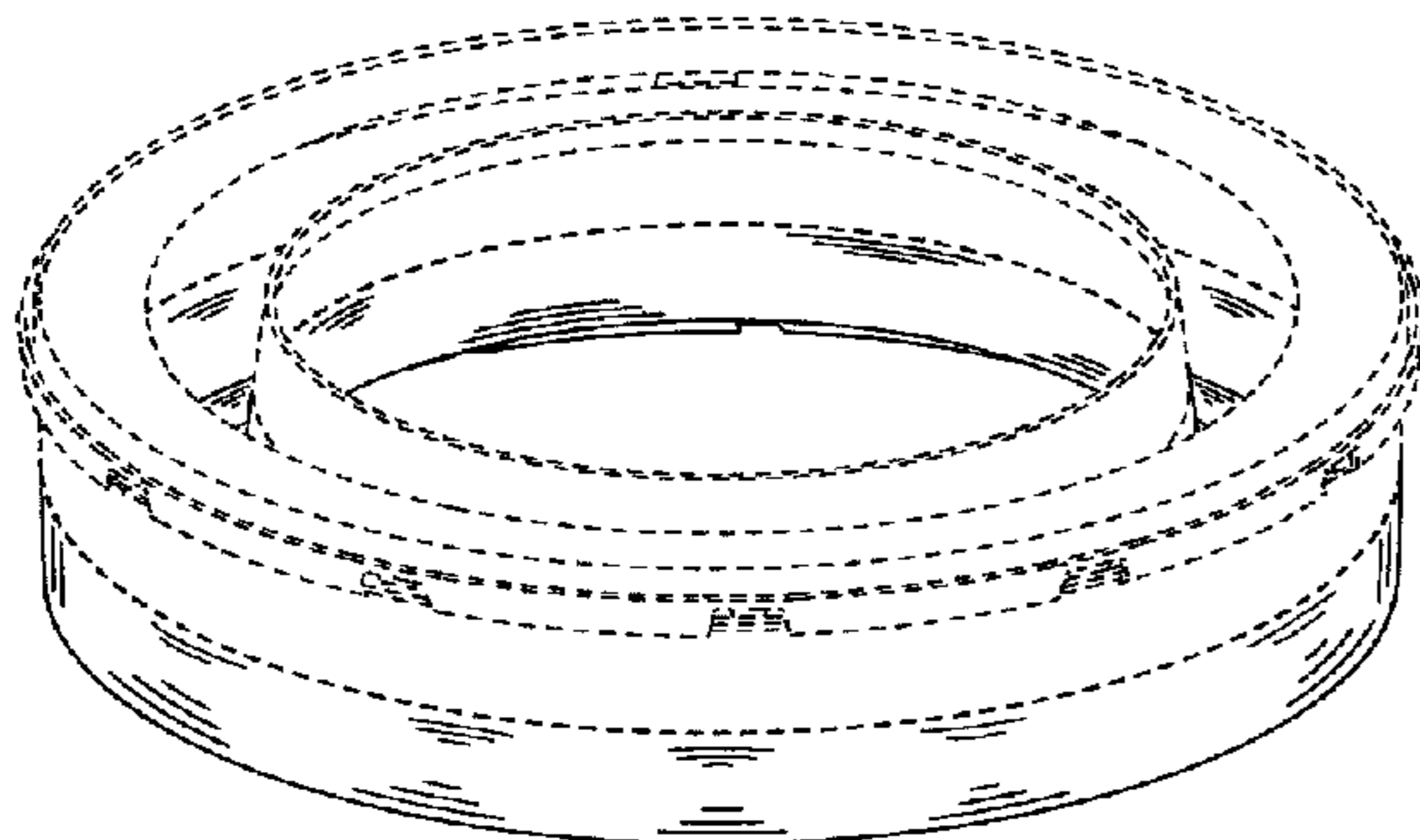
FIG. 3 is a side elevational view thereof,

FIG. 4 is a horizontal cross section view thereof taken along line 4-4 in FIG. 3; and,

FIG. 5 is a bottom plan view thereof.

The broken lines indicate portions of the article which do not form part of the claim design.

1 Claim, 4 Drawing Sheets



(56)

References Cited

U.S. PATENT DOCUMENTS

5,590,512 A 1/1997 Richards et al.
 D381,472 S 7/1997 Catalano et al.
 5,699,925 A 12/1997 Petruzzi
 D391,725 S * 3/1998 Triglia D34/10
 5,813,200 A 9/1998 Jacoby et al.
 D427,825 S * 7/2000 Mooney D6/515
 6,170,240 B1 1/2001 Jacoby et al.
 6,370,847 B1 4/2002 Jensen et al.
 6,612,099 B2 9/2003 Stravitz et al.
 6,925,781 B1 8/2005 Knuth et al.
 6,941,733 B2 9/2005 Chomik et al.
 6,974,029 B2 12/2005 Morand et al.
 7,100,767 B2 9/2006 Chomik et al.
 7,395,646 B2 7/2008 Salman et al.
 D614,897 S * 5/2010 Morand D6/515
 D615,786 S 5/2010 Morand et al.
 7,707,808 B2 5/2010 Chomik et al.
 7,743,588 B2 6/2010 Webb et al.

7,757,467 B2 7/2010 Chomik et al.
 8,091,325 B2 1/2012 Stravitz et al.
 8,440,316 B2 5/2013 Chomik et al.
 2008/0272140 A1 11/2008 Mowers et al.

FOREIGN PATENT DOCUMENTS

CA 2387183 C 5/2009
 DE 199319683 U1 6/1994
 EP 303517 A1 2/1989
 EP 699584 A2 9/1996
 GB 2221889 A 2/1990
 JP 5429272 3/1979
 JP 63123701 A 5/1988
 WO 9817536 A1 4/1998
 WO 0220354 A1 3/2002
 WO 03059748 A2 7/2003
 WO 03068635 A1 8/2003
 WO 2005/042381 A2 5/2005

* cited by examiner

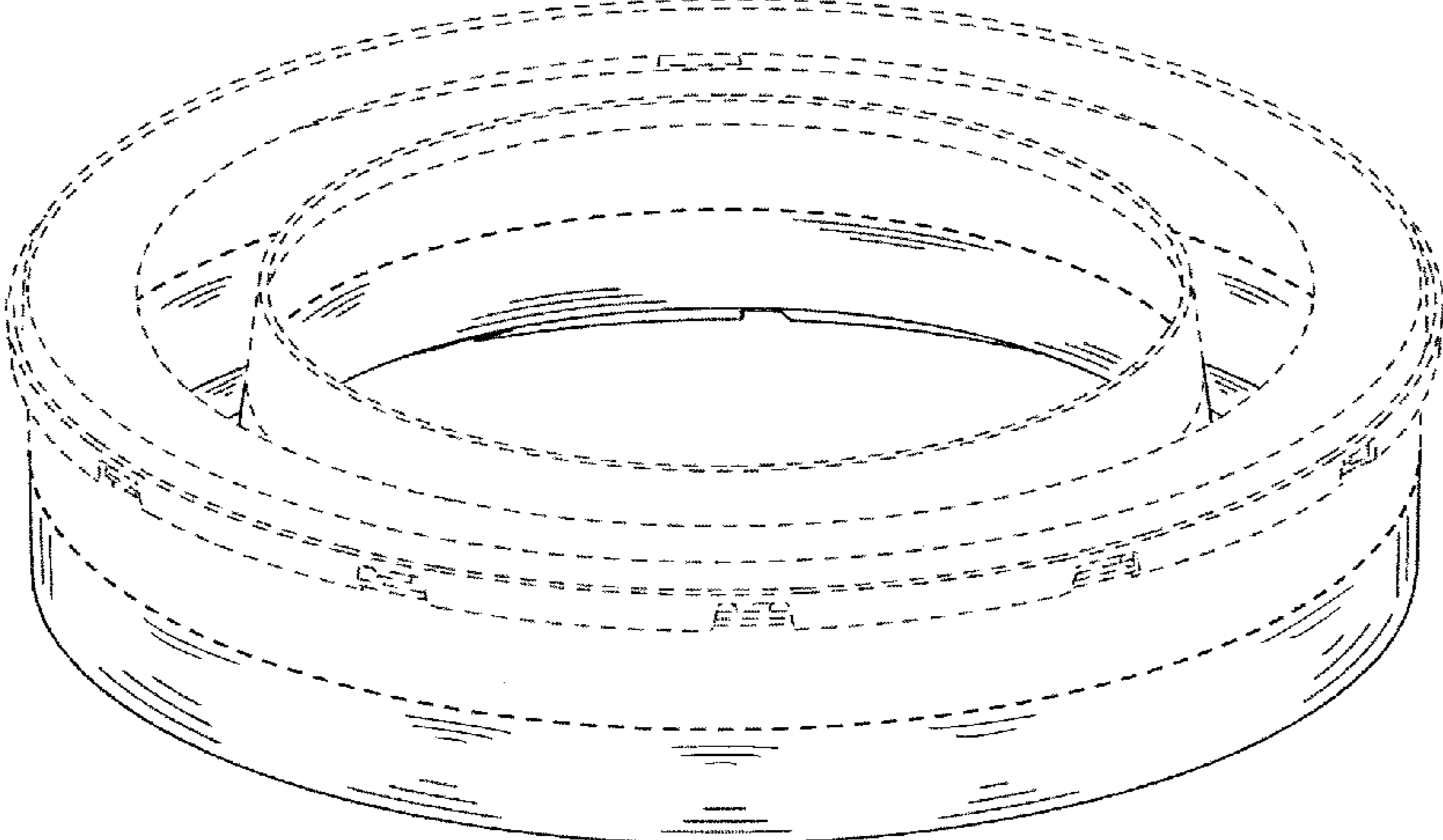


FIG. 1

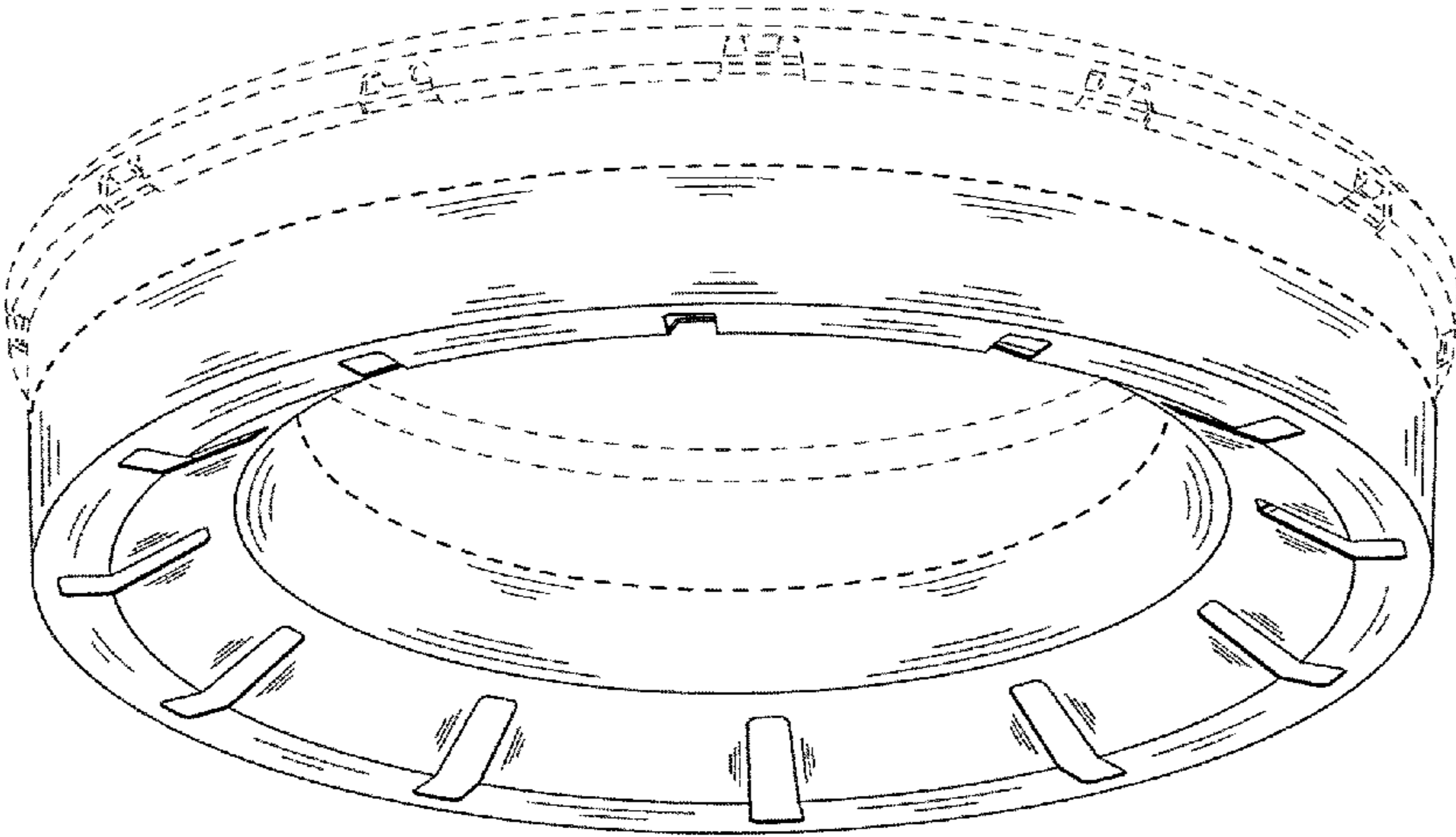


FIG. 2

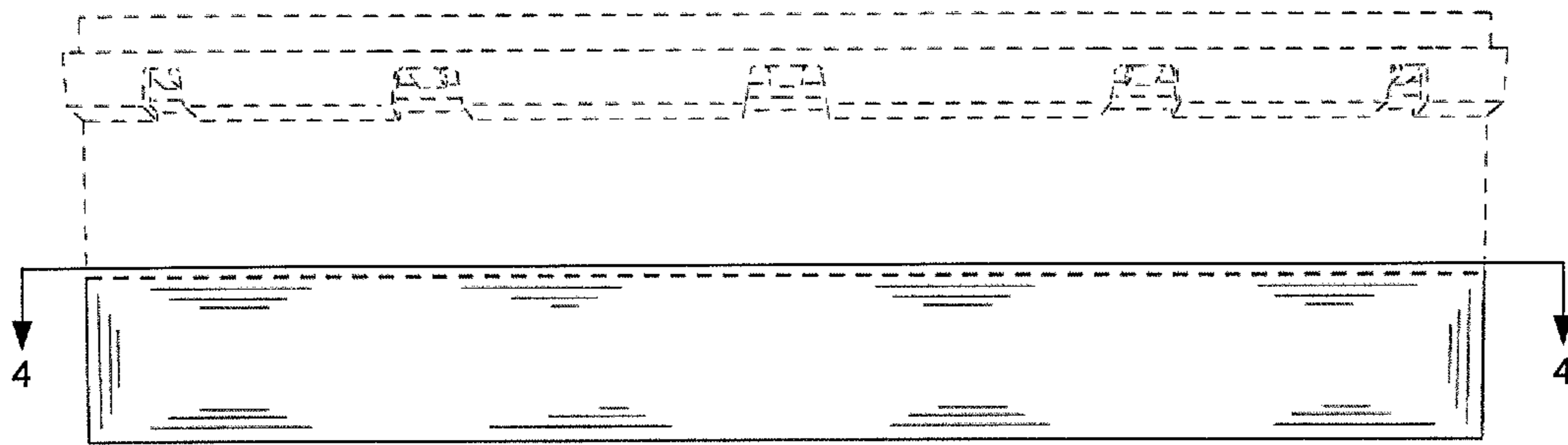


FIG. 3

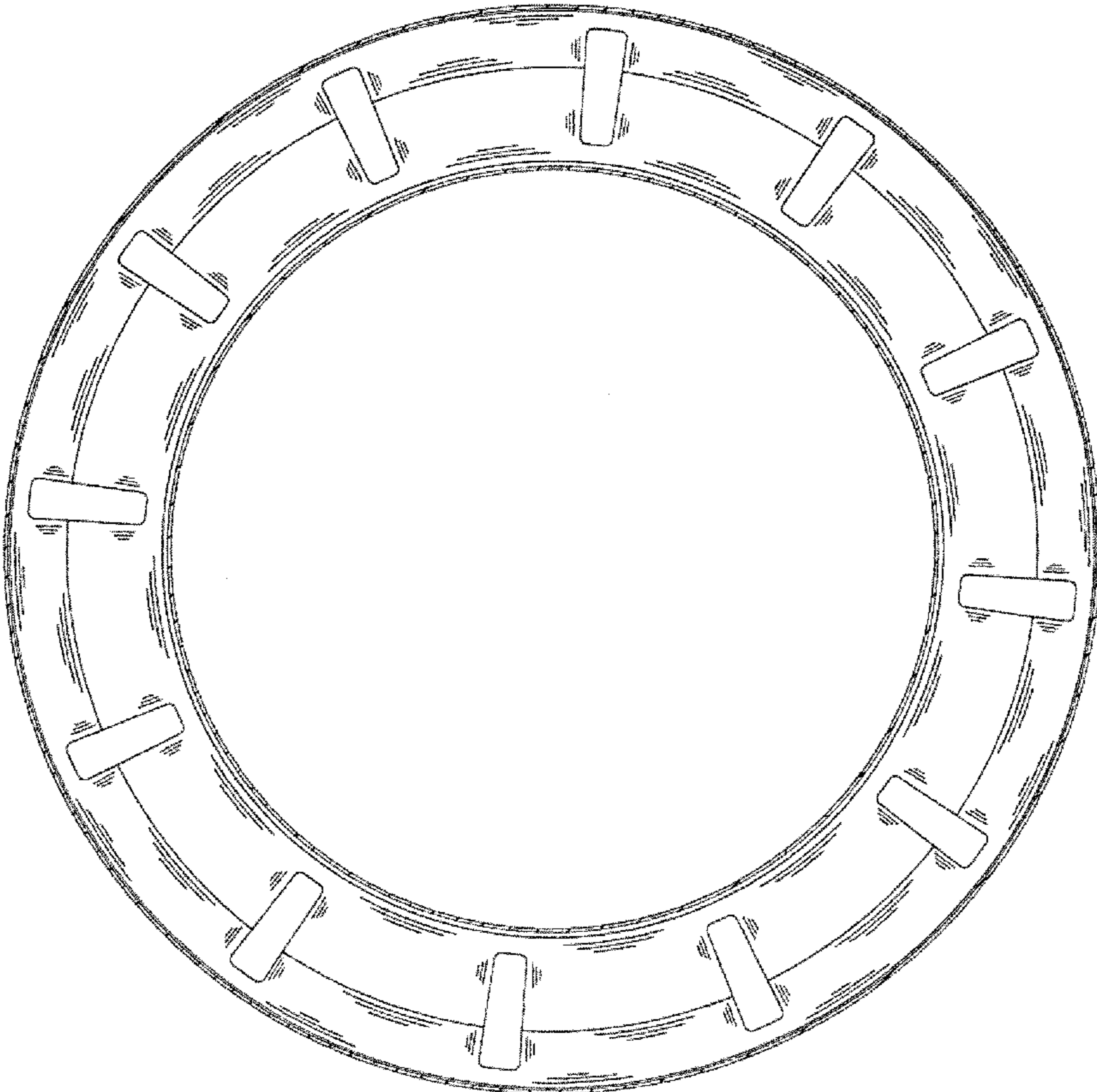


FIG. 4

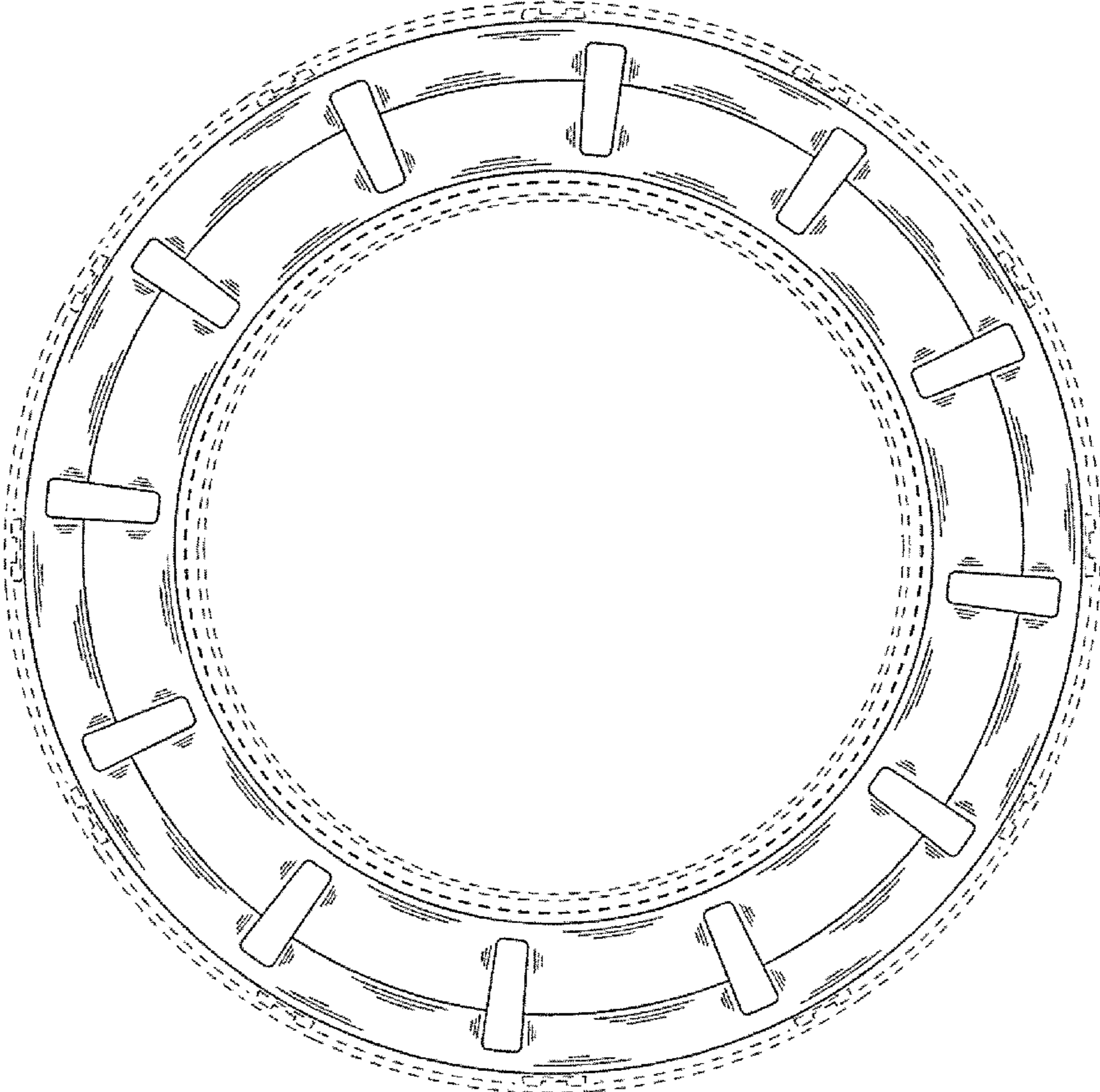


FIG. 5