



US00D695509S

(12) **United States Design Patent**
Earle

(10) **Patent No.:** **US D695,509 S**

(45) **Date of Patent:** **** Dec. 17, 2013**

(54) **BOOT LOWER SIDE PANEL**

(75) Inventor: **John S. Earle**, Lake Oswego, OR (US)

(73) Assignee: **Chinook Asia LLC**, Lake Oswego, OR (US)

(**) Term: **14 Years**

(21) Appl. No.: **29/431,346**

(22) Filed: **Sep. 6, 2012**

(51) **LOC (9) Cl.** **02-04**

(52) **U.S. Cl.**
USPC **D2/970**; D2/972

(58) **Field of Classification Search**
USPC D2/896, 902, 906-908, 943, 944, 946,
D2/969, 970, 972-974; 36/45, 113-114,
36/7.1 R, 34 R, 73
See application file for complete search history.

(56) **References Cited**

U.S. PATENT DOCUMENTS

D409,828 S *	5/1999	Worthington	D2/972
D423,208 S *	4/2000	Cass et al.	D2/972
D439,034 S *	3/2001	Lozano	D2/972
D440,393 S *	4/2001	Mervar	D2/972

D515,302 S *	2/2006	Gillespie	D2/972
D524,532 S *	7/2006	Roulo	D2/972
D528,279 S *	9/2006	Smith, III	D2/972

* cited by examiner

Primary Examiner — Robert M Spear

Assistant Examiner — Rashida C McCoy

(74) *Attorney, Agent, or Firm* — Chernoff Vilhauer LLP

(57) **CLAIM**

The ornamental design for a boot lower side panel, as shown and described.

DESCRIPTION


FIG. 1 is first side elevational view of a boot lower side panel embodying my new design, the opposite side elevational view being a mirror image thereof;

FIG. 2 is a perspective view thereof looking from above and the rear on the first side, the perspective view on the opposite side is a mirror image thereof; and,

FIG. 3 is a perspective view thereof looking from the front and above on the first side, the perspective view on the opposite side being a mirror image thereof.

The outline of a boot in broken lines shows the environment in which the panel of the claimed design is located and forms no part of the claimed design.

1 Claim, 3 Drawing Sheets



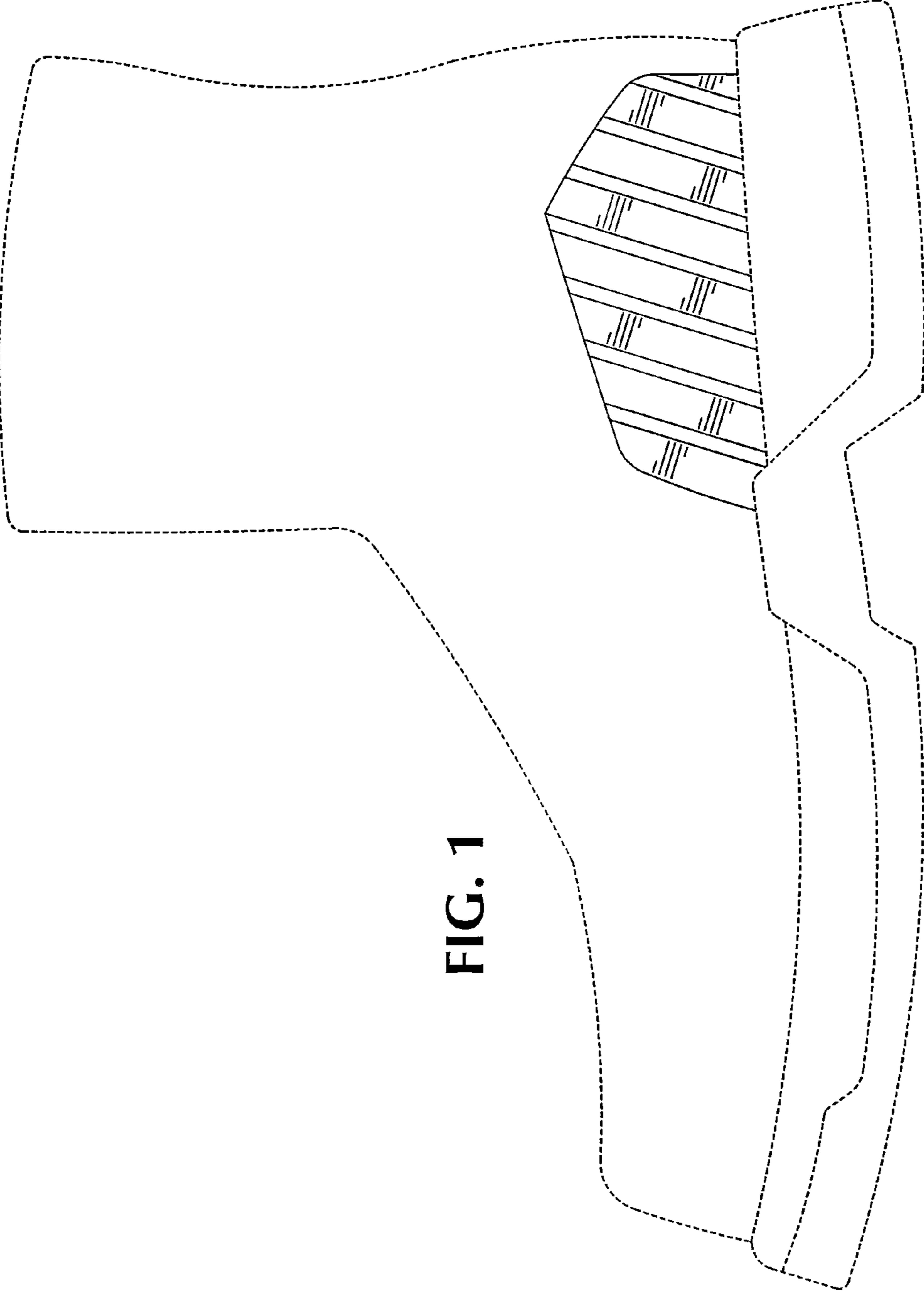


FIG. 1

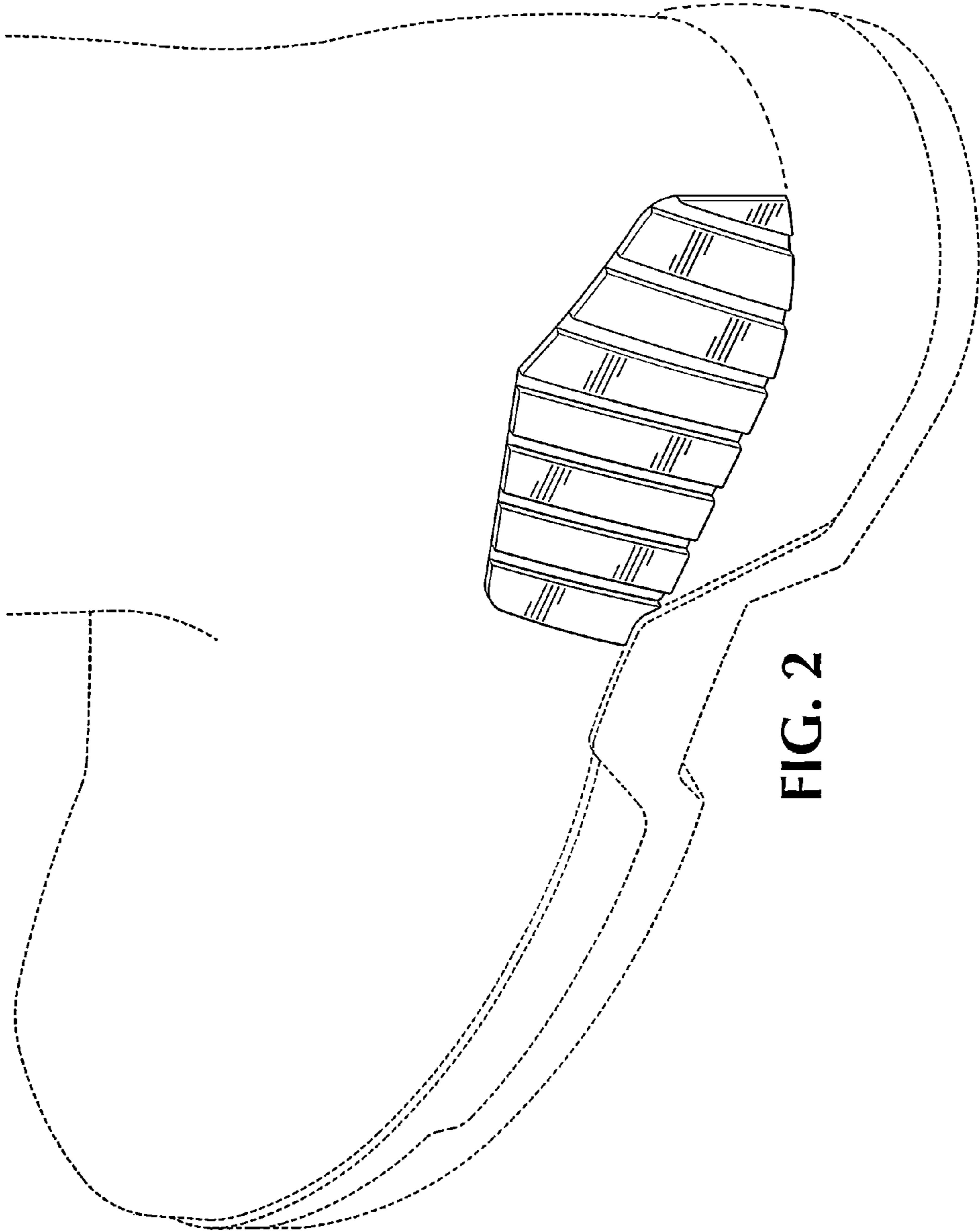


FIG. 2

