

US00D695505S

(12) **United States Design Patent**
Hansen

(10) **Patent No.:** **US D695,505 S**
(45) **Date of Patent:** **** Dec. 17, 2013**

(54) **SOLE**

(71) Applicant: **ECCO Sko A/S**, Bredebro (DK)

(72) Inventor: **Jakob Møller Hansen**, Aabenraa (DK)

(73) Assignee: **ECCO Sko A/S**, Bredebro (DK)

(**) Term: **14 Years**

(21) Appl. No.: **29/451,360**

(22) Filed: **Apr. 1, 2013**

Related U.S. Application Data

(63) Continuation of application No. 29/382,537, filed on Jan. 5, 2011, now Pat. No. Des. 681,930.

(30) **Foreign Application Priority Data**

Jul. 7, 2010 (EM) 001729096-0010

(51) **LOC (9) Cl.** **02-04**

(52) **U.S. Cl.**
USPC **D2/960; D2/951; D2/953; D2/957; D2/959**

(58) **Field of Classification Search**

USPC D2/902, 906, 908, 916, 918, 925, D2/946-962, 977; 36/3 B, 22 R, 24.5, 25 R, 36/28, 32 R, 34 R, 59 C, 67 A, 103

See application file for complete search history.

(56) **References Cited**

U.S. PATENT DOCUMENTS

D354,845 S * 1/1995 Bramani D2/957
D379,863 S * 6/1997 Kayano D2/957
5,893,219 A * 4/1999 Smith et al. 36/3 B
D433,791 S * 11/2000 Laberge D2/957
D434,550 S * 12/2000 LaBerge D2/957

D456,982 S * 5/2002 Rogers D2/957
D488,294 S * 4/2004 Lancon D2/957
D495,480 S * 9/2004 Laberge D2/960
D495,859 S * 9/2004 Kubo et al. D2/960
D496,148 S * 9/2004 Kayano et al. D2/959
D496,523 S * 9/2004 Fuerst D2/953
D498,575 S * 11/2004 Fuerst D2/953
D505,249 S * 5/2005 Urie D2/960
D515,291 S * 2/2006 Sonnergren D2/954
D540,014 S * 4/2007 Turner et al. D2/957
D566,939 S * 4/2008 Schoenborn et al. D2/957
D580,140 S * 11/2008 Duffy D2/954
D594,195 S * 6/2009 Nakano D2/957
D601,334 S * 10/2009 Werman D2/959
D635,753 S * 4/2011 Ng D2/951
8,082,684 B2 * 12/2011 Munns 36/25 R
D657,941 S * 4/2012 Bramani et al. D2/902
D659,361 S * 5/2012 Jolicoeur D2/953
2011/0185593 A1 * 8/2011 Ramos 36/103

* cited by examiner

Primary Examiner — T. Chase Nelson

(74) *Attorney, Agent, or Firm* — McCormick, Paulding & Huber LLP

(57) **CLAIM**

The ornamental design for a sole, substantially as shown and described.

DESCRIPTION

FIG. 1 is a front, top, right-hand side perspective view of a sole comprising an embodiment of a new, original and ornamental design;

FIG. 2 is a front view thereof;

FIG. 3 is a left-hand side view thereof;


FIG. 4 is a right-hand side view thereof;

FIG. 5 is a top view thereof;

FIG. 6 is a rear view thereof; and,

FIG. 7 is a bottom view thereof.

1 Claim, 4 Drawing Sheets






FIG. 1




FIG. 2




FIG. 3

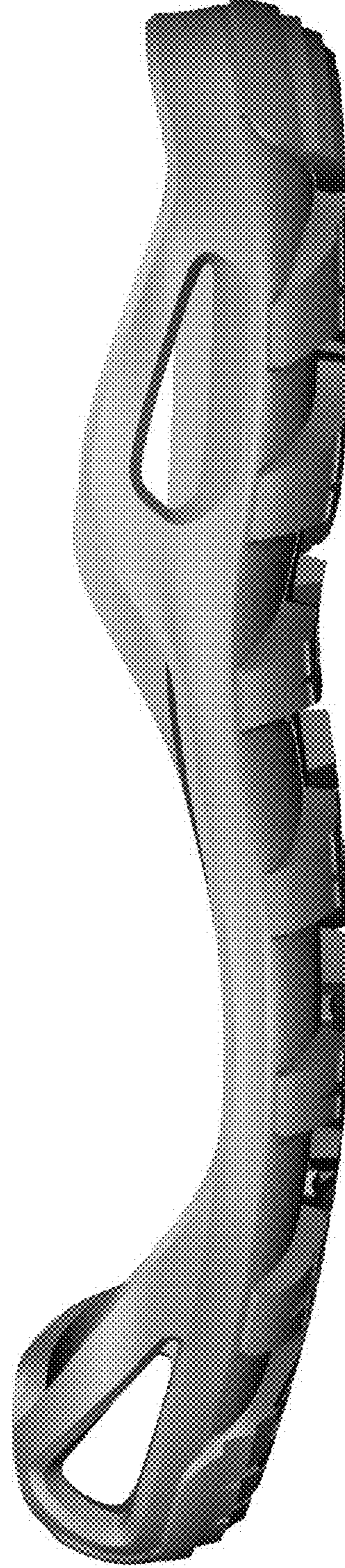


FIG. 4




FIG. 5




FIG. 6

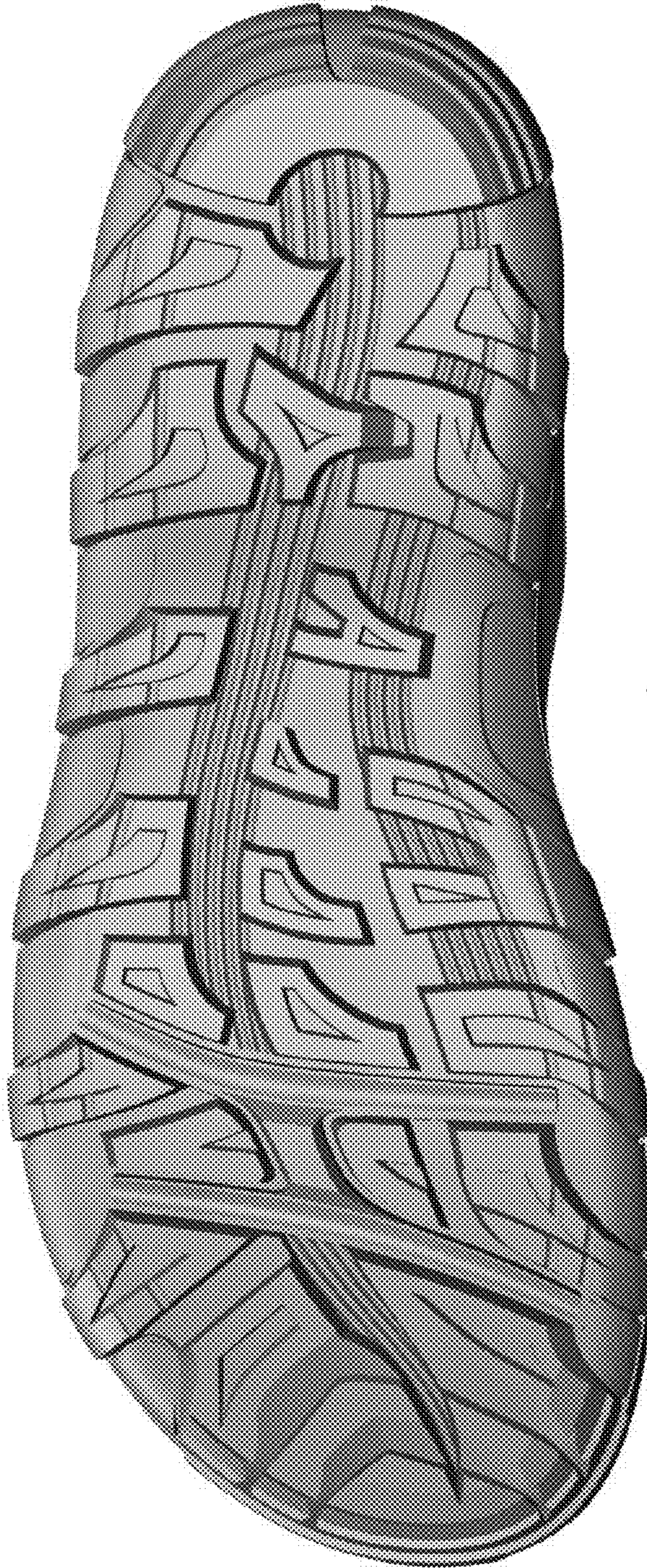


FIG. 7