

US00D695500S

(12) **United States Design Patent**  
**Bove**

(10) **Patent No.:** **US D695,500 S**

(45) **Date of Patent:** **\*\* Dec. 17, 2013**

(54) **SHOE**

(71) Applicant: **ECCO Sko A/S**, Bredebro (DK)

(72) Inventor: **Savino Bove**, Biel-Bienne (CH)

(73) Assignee: **ECCO Sko A/S**, Bredebro (DK)

(\*\*) Term: **14 Years**

(21) Appl. No.: **29/449,010**

(22) Filed: **Mar. 14, 2013**

(30) **Foreign Application Priority Data**

Sep. 26, 2012 (EM) ..... 002109298-0008

(51) **LOC (9) Cl.** ..... **02-04**

(52) **U.S. Cl.**  
USPC ..... **D2/923**

(58) **Field of Classification Search**  
USPC ..... D2/896, 902, 906-908, 923, 924, 943,  
D2/944, 946, 951, 953, 959, 969; 36/45,  
36/50.1, 83, 113, 114, 127, 77 R, 77 M  
See application file for complete search history.

(56) **References Cited**

**U.S. PATENT DOCUMENTS**

D206,222 S \* 11/1966 Mostile ..... D2/924  
D367,353 S \* 2/1996 Pyle ..... D2/923  
D494,345 S \* 8/2004 Werman ..... D2/923

D511,037 S \* 11/2005 Della Valle ..... D2/923  
D511,611 S \* 11/2005 Della Valle ..... D2/923  
D516,780 S \* 3/2006 Della Valle ..... D2/923  
D543,341 S \* 5/2007 Seamans ..... D2/969  
D591,944 S \* 5/2009 Issler ..... D2/954  
D597,286 S \* 8/2009 Della Valle et al. .... D2/956  
D602,681 S \* 10/2009 Della Valle et al. .... D2/896  
D613,483 S \* 4/2010 Della Valle ..... D2/923  
D627,142 S \* 11/2010 Spring ..... D2/923  
D632,885 S \* 2/2011 Grangaard et al. .... D2/977  
D635,746 S \* 4/2011 Cofinco ..... D2/896

\* cited by examiner

*Primary Examiner* — Robert M Spear

*Assistant Examiner* — Rashida C McCoy

(74) *Attorney, Agent, or Firm* — McCormick, Paulding & Huber LLP

(57) **CLAIM**

The ornamental design for a shoe, substantially as shown.

**DESCRIPTION**

FIG. 1 is a front, left-hand side, top perspective view of a shoe comprising a new, original and ornamental design;  
FIG. 2 is a front view thereof;  
FIG. 3 is a right-hand side view thereof;  
FIG. 4 is a left-hand side view thereof;  
FIG. 5 is a rear view thereof;  
FIG. 6 is a top view thereof; and,  
FIG. 7 is a bottom view thereof.

**1 Claim, 3 Drawing Sheets**







FIG. 1




FIG. 2




FIG. 3






FIG. 4




FIG. 5




FIG. 6




FIG. 7