



US00D695490S

(12) **United States Design Patent**
Lake

(10) **Patent No.:** **US D695,490 S**

(45) **Date of Patent:** **** Dec. 17, 2013**

(54) **SCARF WITH POCKETS**

(71) Applicant: **Patricia Lake**, Indio, CA (US)

(72) Inventor: **Patricia Lake**, Indio, CA (US)

(**) Term: **14 Years**

(21) Appl. No.: **29/433,335**

(22) Filed: **Sep. 28, 2012**

(51) **LOC (9) Cl.** **02-05**

(52) **U.S. Cl.**
USPC **D2/502**

(58) **Field of Classification Search**
USPC D2/500, 501, 502, 503, 504, 505, 506,
D2/507, 508, 600, 602, 603, 604, 605, 606,
D2/607, 608, 609, 627, 628, 629, 631, 632,
D2/875; D6/595, 601; D28/41; 2/91, 92,
2/207, 144, 145, 146, 147, 148, 149, 150,
2/151, 152.1, 153, 154, 155, 156, 157;
5/539; 132/275

See application file for complete search history.

(56) **References Cited**

U.S. PATENT DOCUMENTS

552,670	A *	1/1896	Riess	2/91
891,166	A *	6/1908	Harrison	2/91
D58,857	S *	8/1921	Wishnefsky	D2/823
D133,566	S *	8/1942	Levi	D2/501
D134,638	S *	12/1942	Melville	D2/500
2,402,996	A *	7/1946	Geissmann	2/91
2,496,953	A *	2/1950	Pinnere	2/91

2,698,942	A *	1/1955	Neumann	2/91
2,870,448	A *	1/1959	Rosenthal	2/91
D264,892	S *	6/1982	Stewart et al.	D2/605
D387,186	S *	12/1997	Drone	D2/501
D445,993	S *	8/2001	Raol	D2/500
D472,033	S *	3/2003	Raniere	D2/502
D472,034	S *	3/2003	Raniere	D2/502
D583,535	S *	12/2008	George	D2/864
D675,807	S *	2/2013	Alvarez	D2/501
2005/0039242	A1 *	2/2005	Edmondson	2/207
2012/0317701	A1 *	12/2012	Bohun	2/251

* cited by examiner

Primary Examiner — Karen E Eldridge Powers

(74) *Attorney, Agent, or Firm* — QuickPatents; Kevin Prince

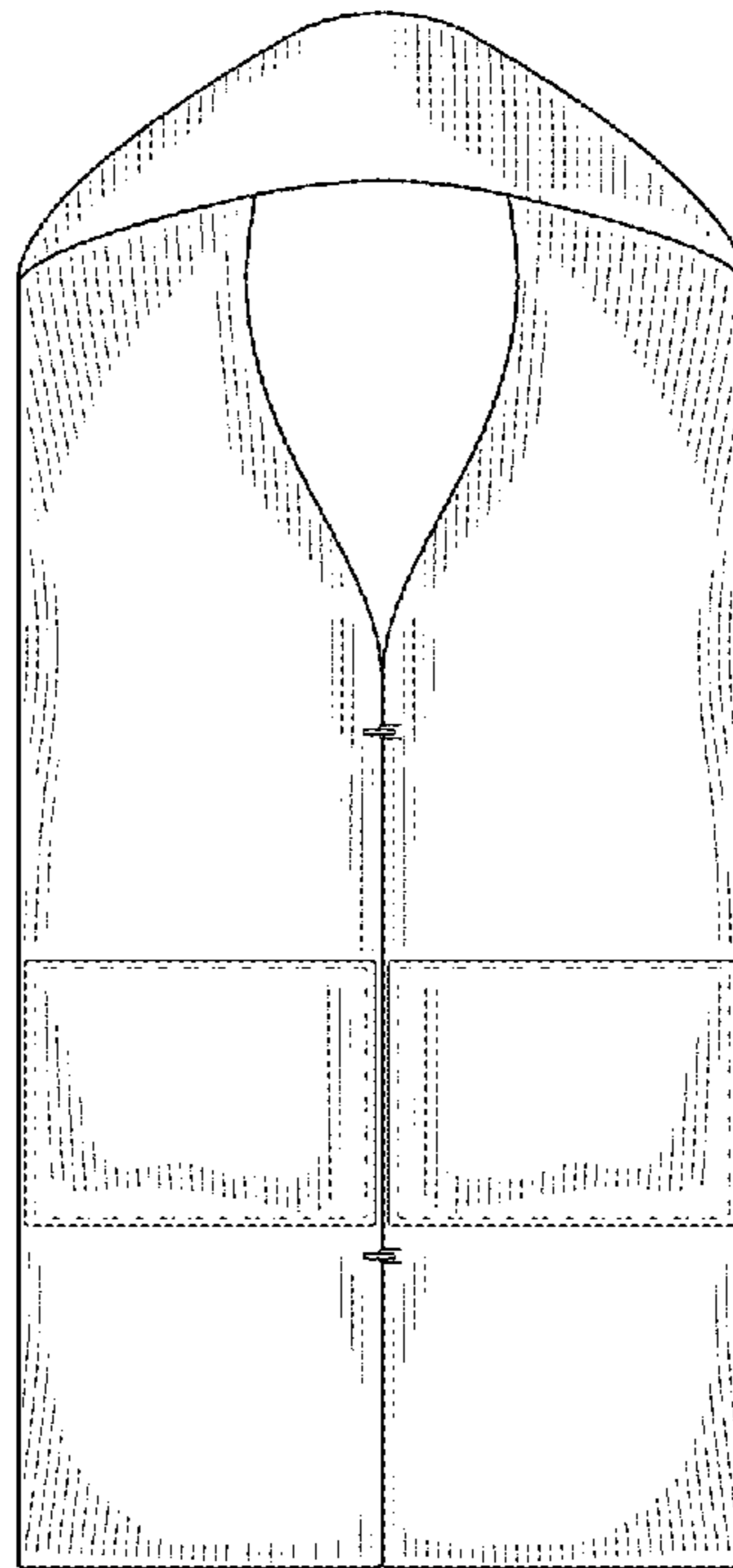
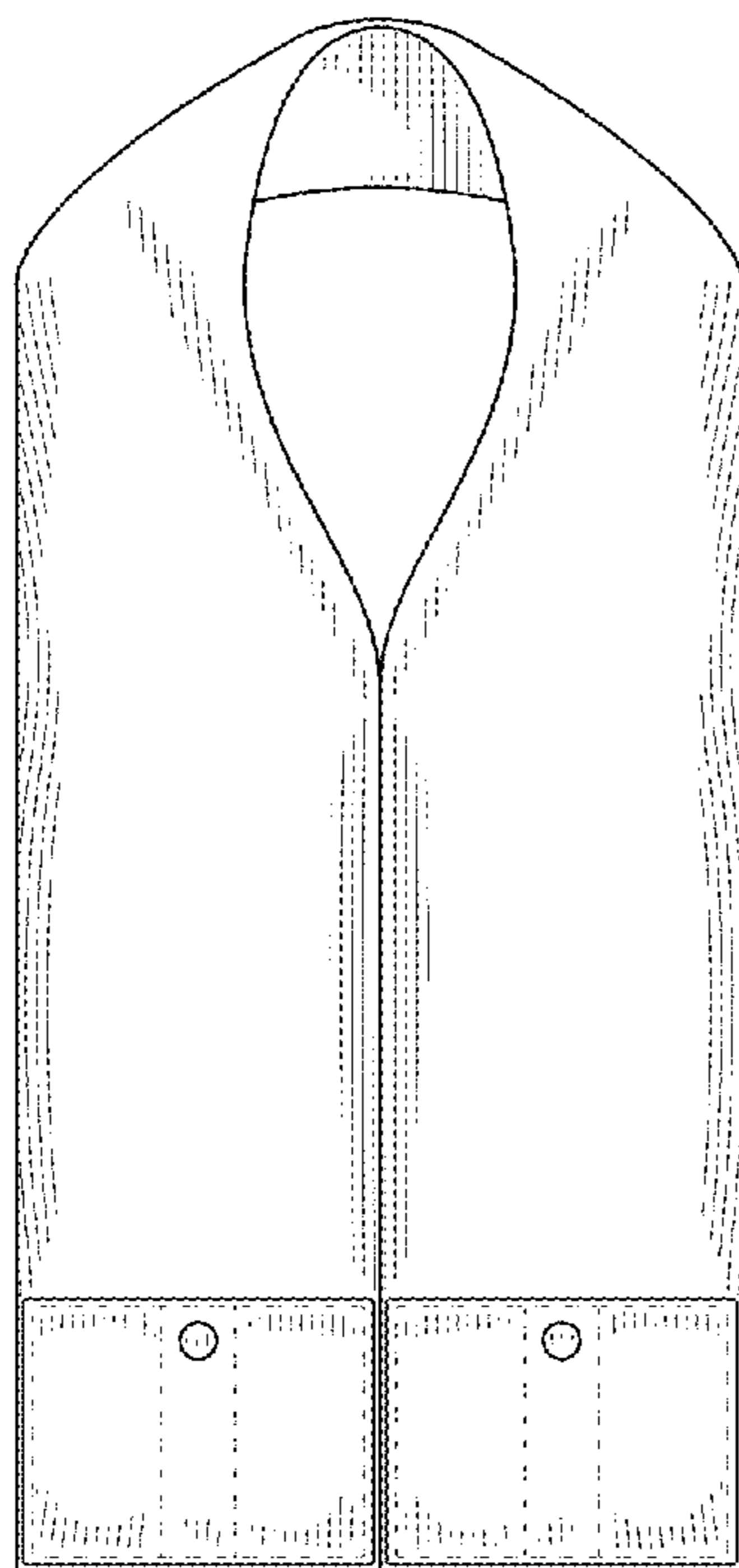
(57) **CLAIM**

I claim the ornamental design for a scarf with pockets, as shown and described.

DESCRIPTION

FIG. 1 is a perspective view of a scarf with pockets, showing my new design;
FIG. 2 is a front elevational view thereof;
FIG. 3 is a rear elevational view thereof;
FIG. 4 is a left-side elevational view thereof;
FIG. 5 is a right-side elevational view thereof;
FIG. 6 is a top plan view thereof; and,
FIG. 7 is a bottom plan view thereof.
The broken lines in the figures represent stitching, and are part of the claimed design.

1 Claim, 3 Drawing Sheets



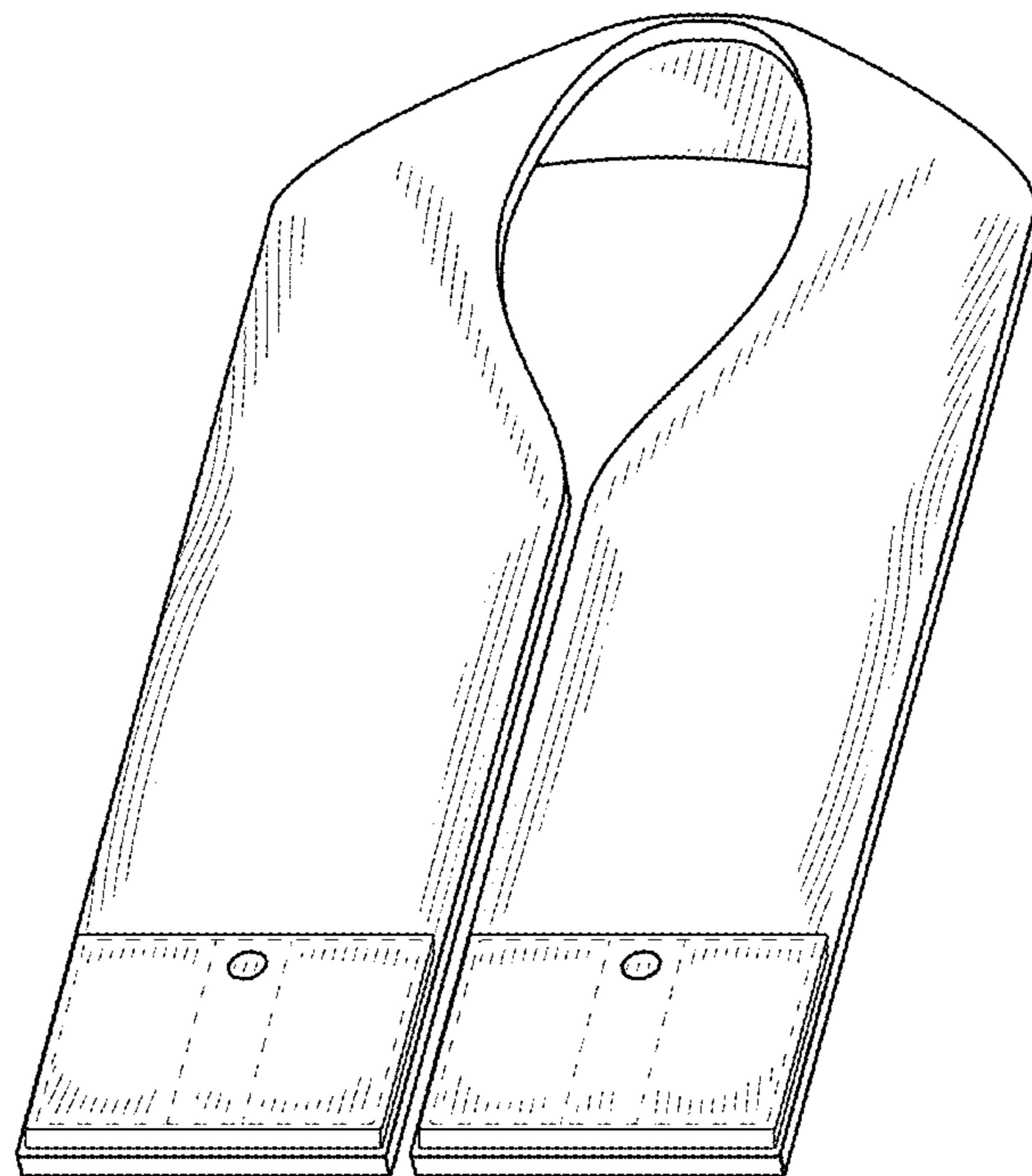


FIG. 1

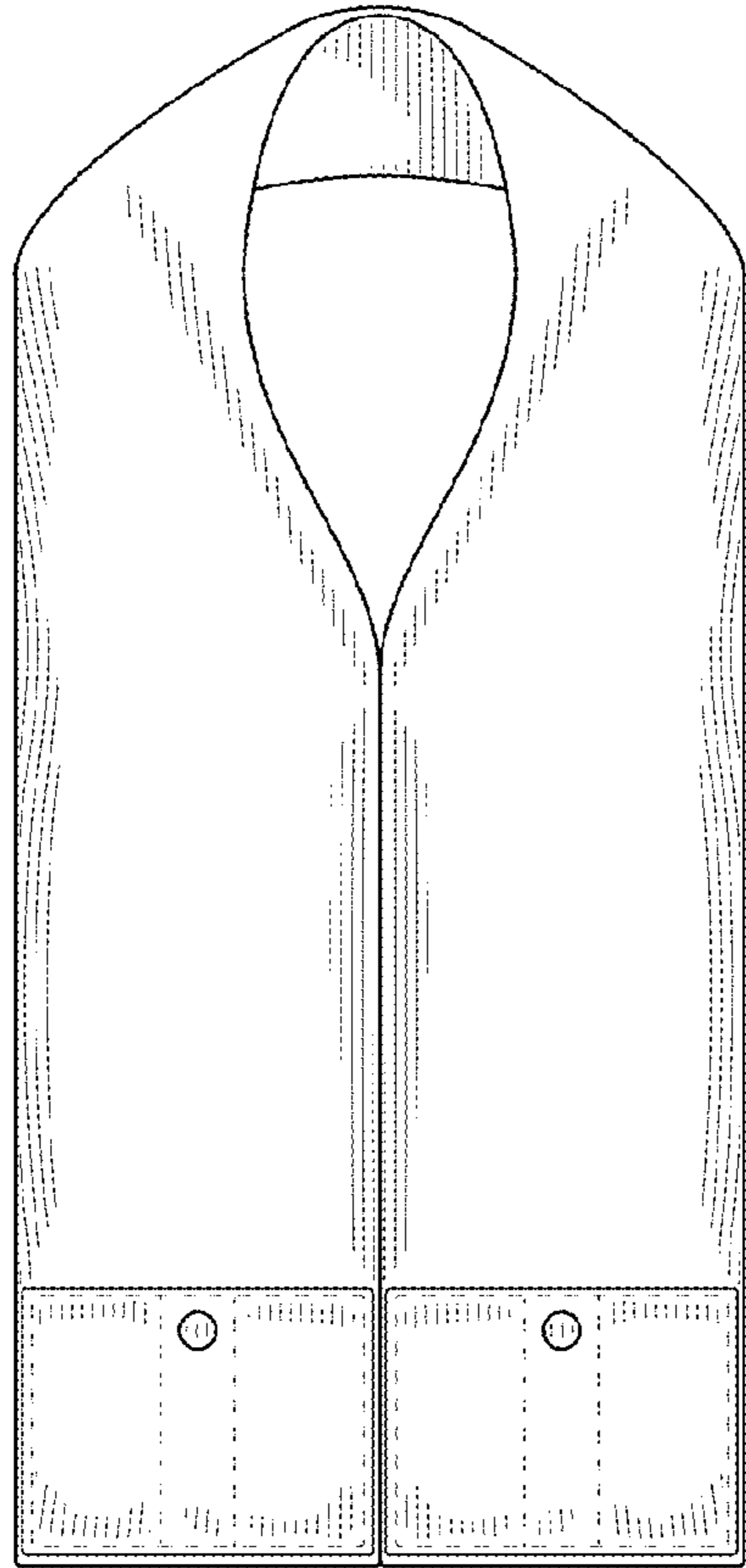


FIG. 2

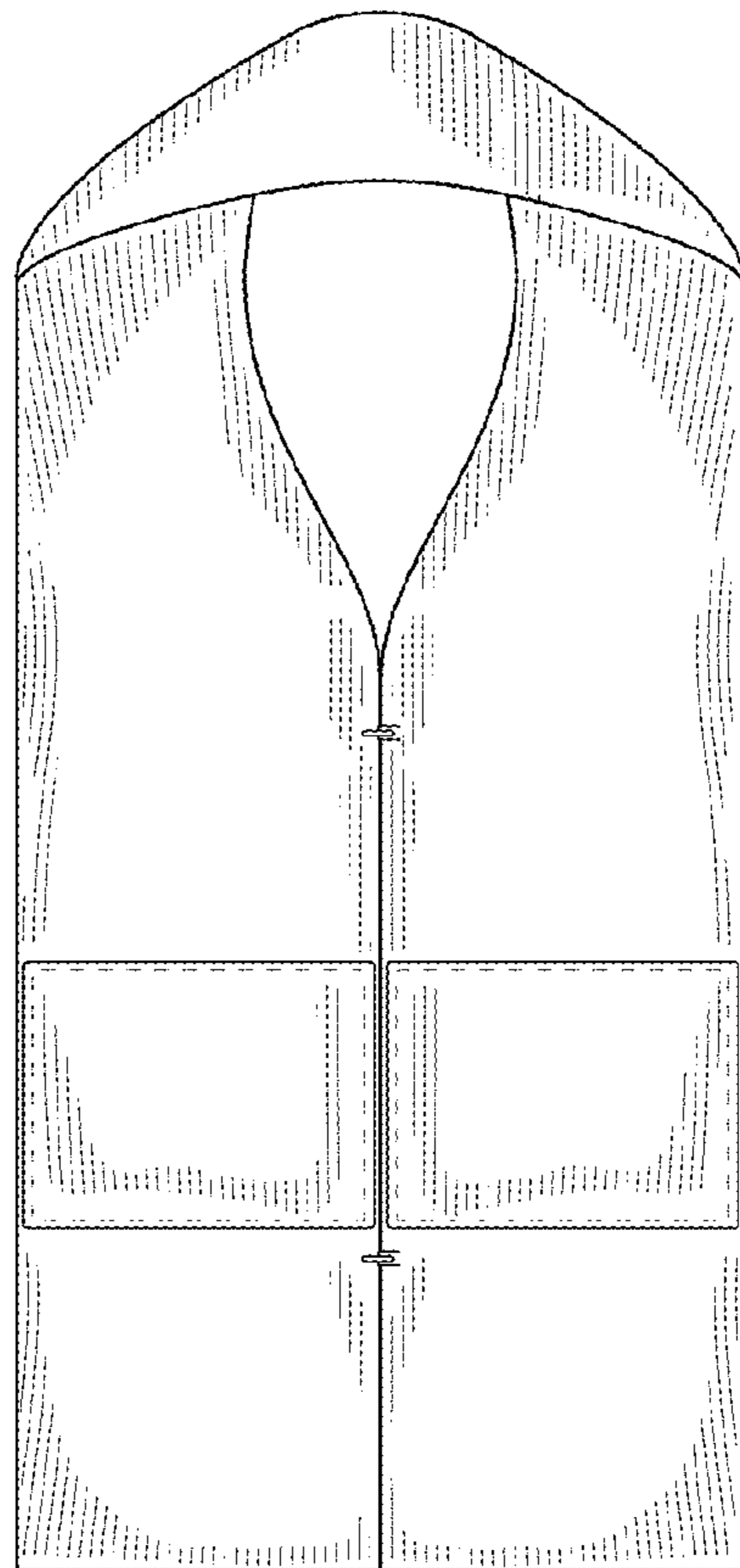


FIG. 3

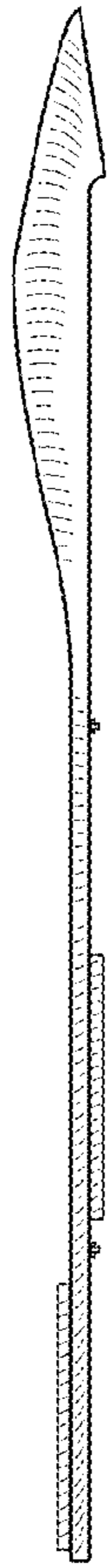


FIG. 4

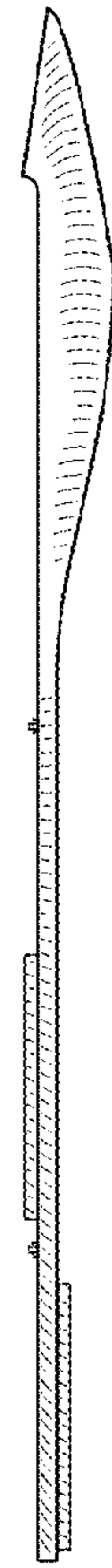


FIG. 5

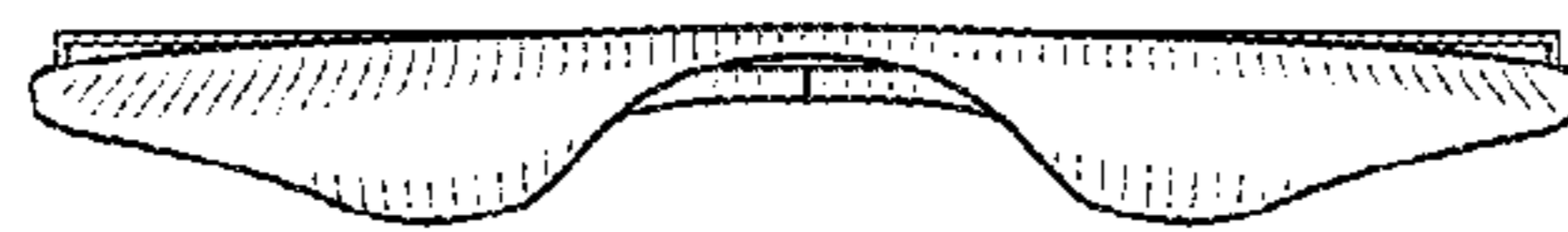


FIG. 6



FIG. 7