



US00D695487S

(12) **United States Design Patent**
Cline et al.

(10) **Patent No.:** **US D695,487 S**

(45) **Date of Patent:** **** Dec. 17, 2013**

(54) **CUPCAKE SHAPED FRUIT DESSERT**

(76) Inventors: **Carrie Cline**, Milford, CT (US);
Cynthia Mockler, North Haven, CT
(US); **Kristy Ferguson**, Wallingford, CT
(US)

(**) Term: **14 Years**

(21) Appl. No.: **29/425,762**

(22) Filed: **Jun. 27, 2012**

(51) **LOC (9) Cl.** **01-01**

(52) **U.S. Cl.**
USPC **D1/101**

(58) **Field of Classification Search**
USPC D1/100-130, 199; 426/94, 138, 143,
426/275, 277, 279, 281-284, 292, 295, 391,
426/496, 514, 566, 572, 660, 134, 104, 92,
426/90, 91; 249/92; D11/132, 30, 44, 48,
D11/81, 125, 133, 146, 153; D19/27, 28,
D19/53; D20/29; D32/43; D23/367
See application file for complete search history.

(56) **References Cited**

U.S. PATENT DOCUMENTS

1,939,450 A * 12/1933 Horton 426/91
D260,865 S * 9/1981 Smith D11/157

D304,736 S * 11/1989 Leahan D19/78
D359,349 S * 6/1995 El-Assir D23/367
5,874,119 A * 2/1999 Coleman et al. 426/104
D499,766 S * 12/2004 Avilla et al. D20/29
D655,755 S * 3/2012 Sardo D20/29
2010/0173045 A1 * 7/2010 Cervantes 426/104
2011/0151203 A1 * 6/2011 Nalley 428/195.1

* cited by examiner

Primary Examiner — Deanna L Pratt

Assistant Examiner — Katie Mroczka

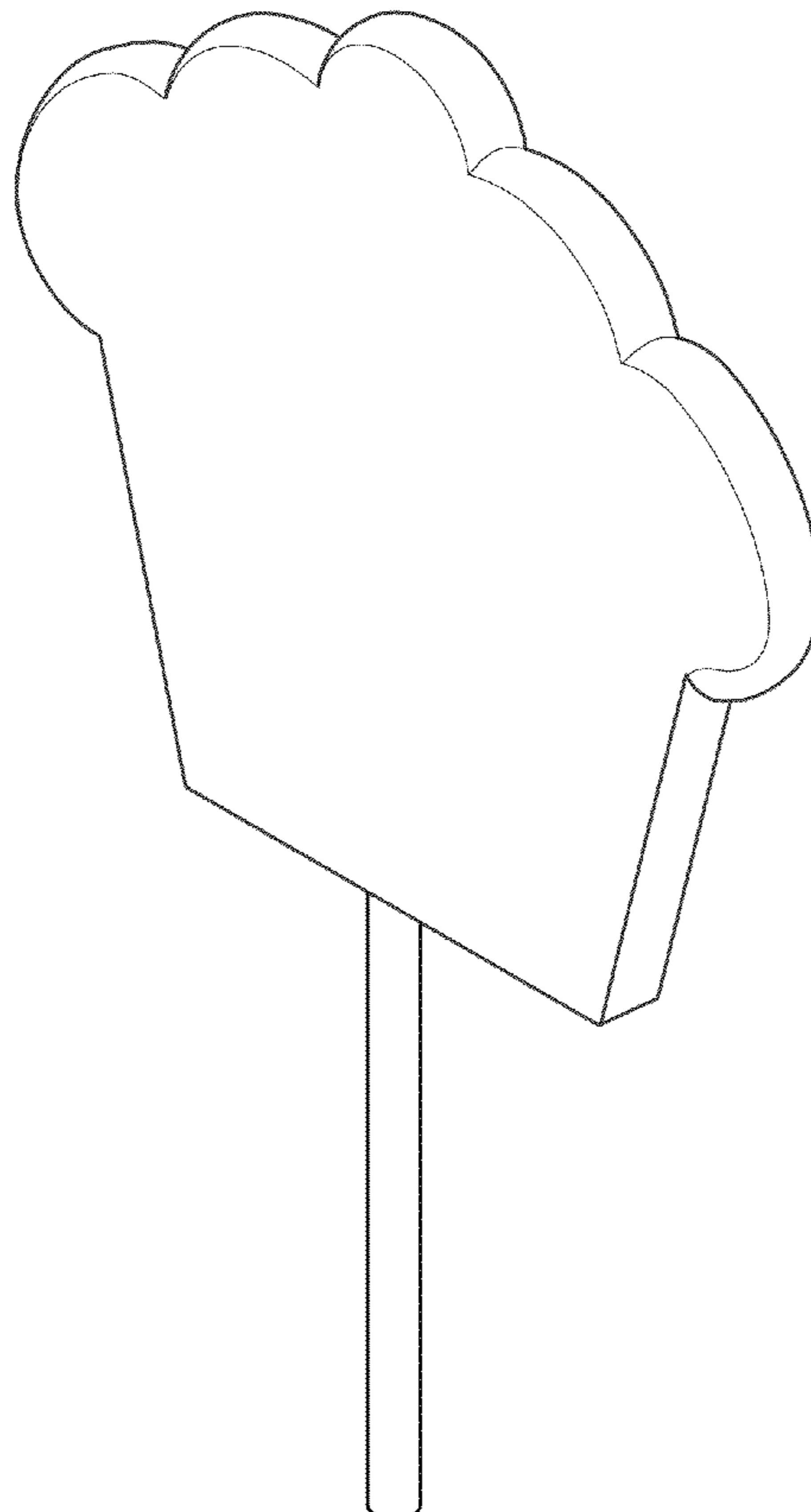
(57) **CLAIM**

The ornamental design for a cupcake shaped fruit dessert, as shown and described.

DESCRIPTION

FIG. 1 is a front view of the new design for a cupcake shaped fruit dessert, the back view being symmetrical.
FIG. 2 is a right view thereof, the left view being symmetrical;
FIG. 3 is a top view thereof;
FIG. 4 is a bottom view thereof;
FIG. 5 is a perspective view thereof; and,
FIG. 6 is an additional front view thereof, shown in the context of unclaimed environment.
The broken line showing of an arrangement of the cupcake shaped fruit dessert is for the purpose of illustrating environment, and forms no part of the claimed design.

1 Claim, 6 Drawing Sheets



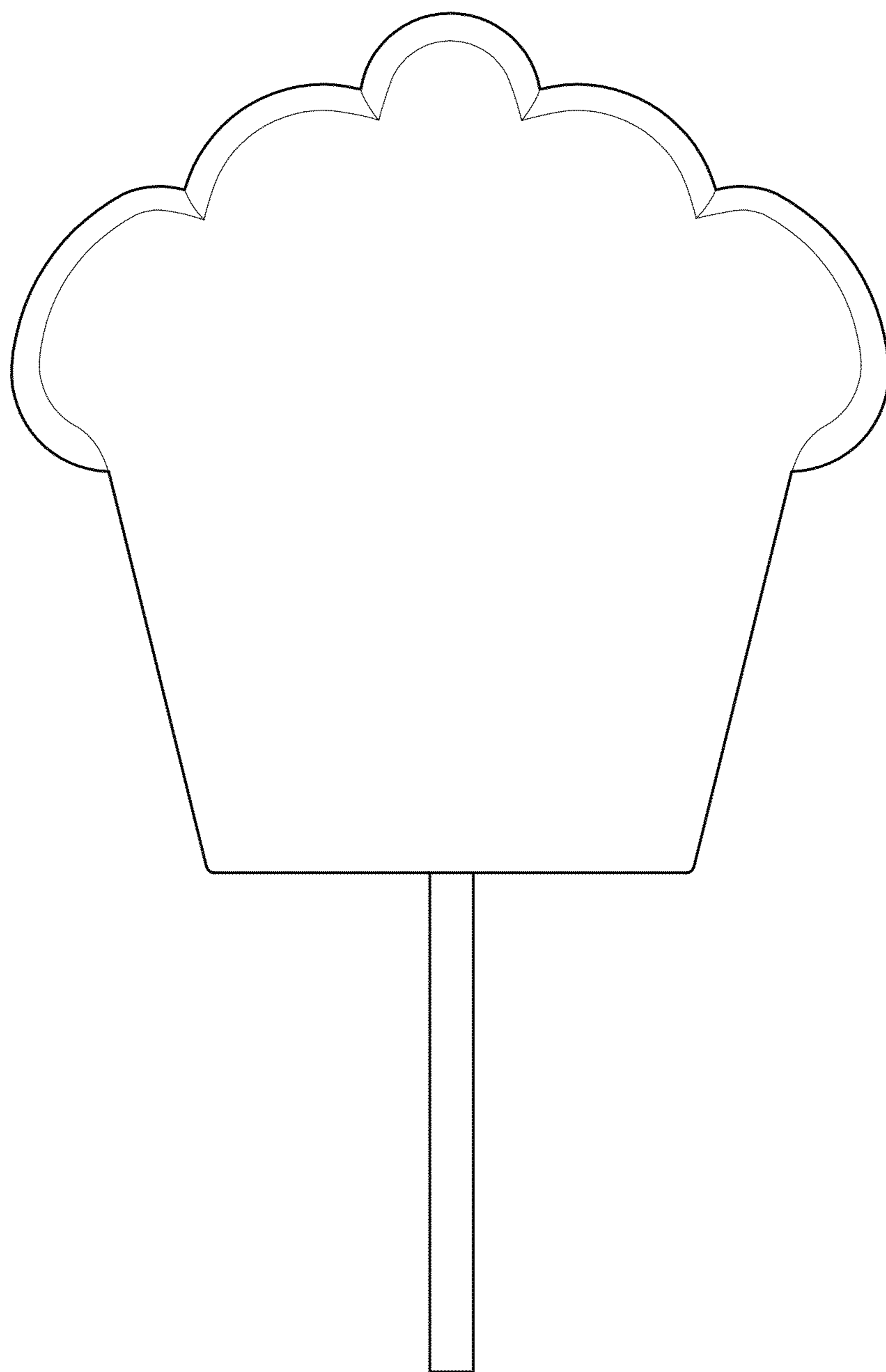


FIG. 1




FIG. 2



FIG. 3

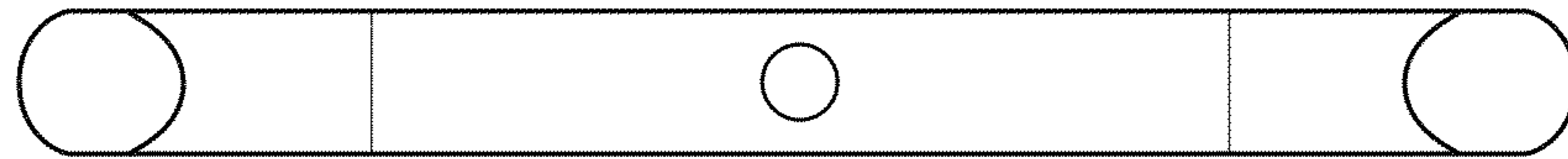


FIG. 4

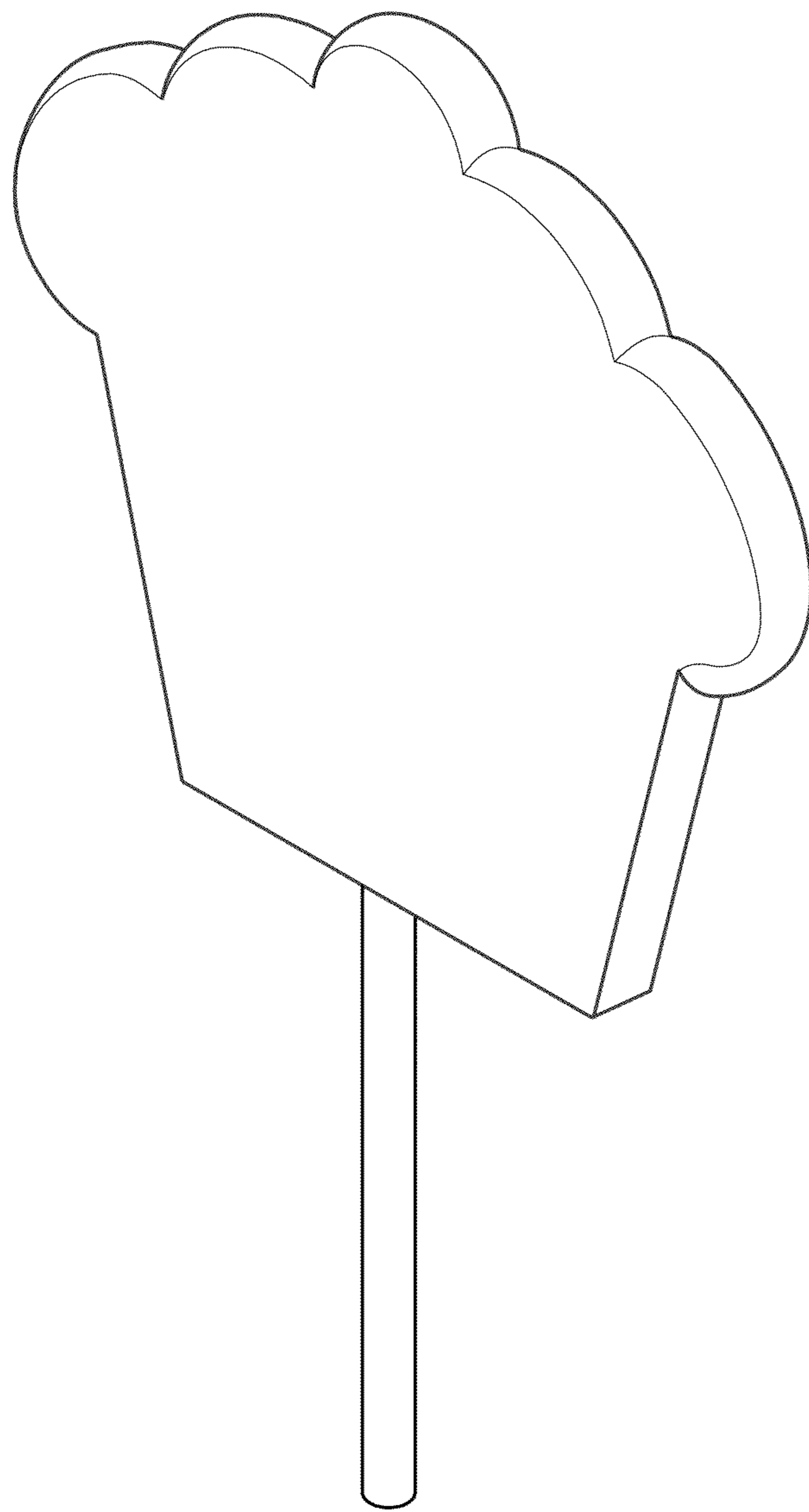


FIG. 5




FIG. 6