



US00D695480S

(12) **United States Design Patent**
Bensussan

(10) **Patent No.:** **US D695,480 S**

(45) **Date of Patent:** **** Dec. 10, 2013**

(54) **SINGLE-LAYER FABRIC STRING MOP**

(71) Applicant: **Bernard Leon Bensussan**, Monroe, CT (US)

(72) Inventor: **Bernard Leon Bensussan**, Monroe, CT (US)

(73) Assignee: **Unger Marketing International, LLC**, Bridgeport, CT (US)

(**) Term: **14 Years**

(21) Appl. No.: **29/455,813**

(22) Filed: **May 24, 2013**

Related U.S. Application Data

(63) Continuation of application No. 29/422,116, filed on May 16, 2012, now Pat. No. Des. 685,546.

(51) **LOC (9) Cl.** **04-01**

(52) **U.S. Cl.**
USPC **D32/40**

(58) **Field of Classification Search**
USPC D32/40-45; 15/208, 209.1, 228-229.1, 15/115, 147.1
See application file for complete search history.

(56) **References Cited**

U.S. PATENT DOCUMENTS

1,045,173	A	11/1912	Peck
1,105,533	A	7/1914	Pollock
3,520,017	A	7/1970	Moss
4,750,234	A	6/1988	Quearry
5,027,468	A	7/1991	Leventhal
5,706,544	A	1/1998	Young

D551,410	S	9/2007	Petner
7,389,559	B2	6/2008	Hutchins
7,624,468	B2	12/2009	Reddy
7,895,699	B2	3/2011	Hutchins
2012/0056466	A1	3/2012	Williams

OTHER PUBLICATIONS

Brochure for the Maximizer Mop dated 2011.

Primary Examiner — Robin V Webster

(74) *Attorney, Agent, or Firm* — Ohlandt, Greeley, Ruggiero & Perle, L.L.P.

(57) **CLAIM**

The ornamental design for the single-layer fabric string mop, as shown and described.

DESCRIPTION

FIG. 1 is a top perspective view of an exemplary embodiment a single-layer fabric string mop according to the present disclosure;

FIG. 2 is a top view of the single-layer fabric string mop of FIG. 1;

FIG. 3 is a bottom perspective view of the single-layer fabric string mop of FIG. 1;

FIG. 4 is a bottom view of the single-layer fabric string mop of FIG. 3;

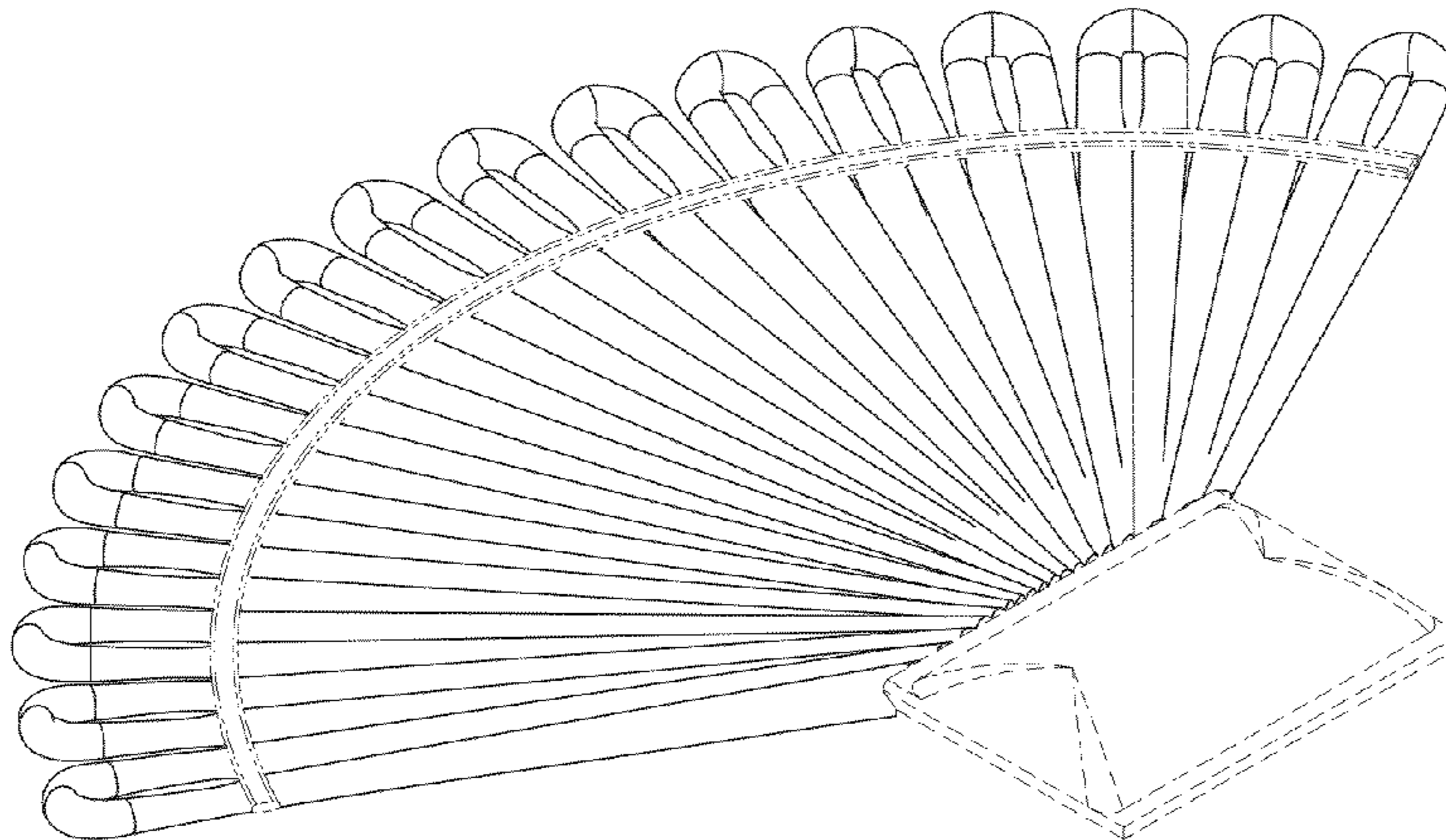
FIG. 5 is a rear plan view of the single-layer fabric string mop of FIG. 1;

FIG. 6 is a front plan view of the single-layer fabric string mop of FIG. 1; and,

FIG. 7 is a first side view of the single-layer fabric string mop of FIG. 1, the opposite side being a mirror image thereof.

The broken lines in the drawings illustrating environmental structure or boundaries that form no part of the claimed design.

1 Claim, 6 Drawing Sheets



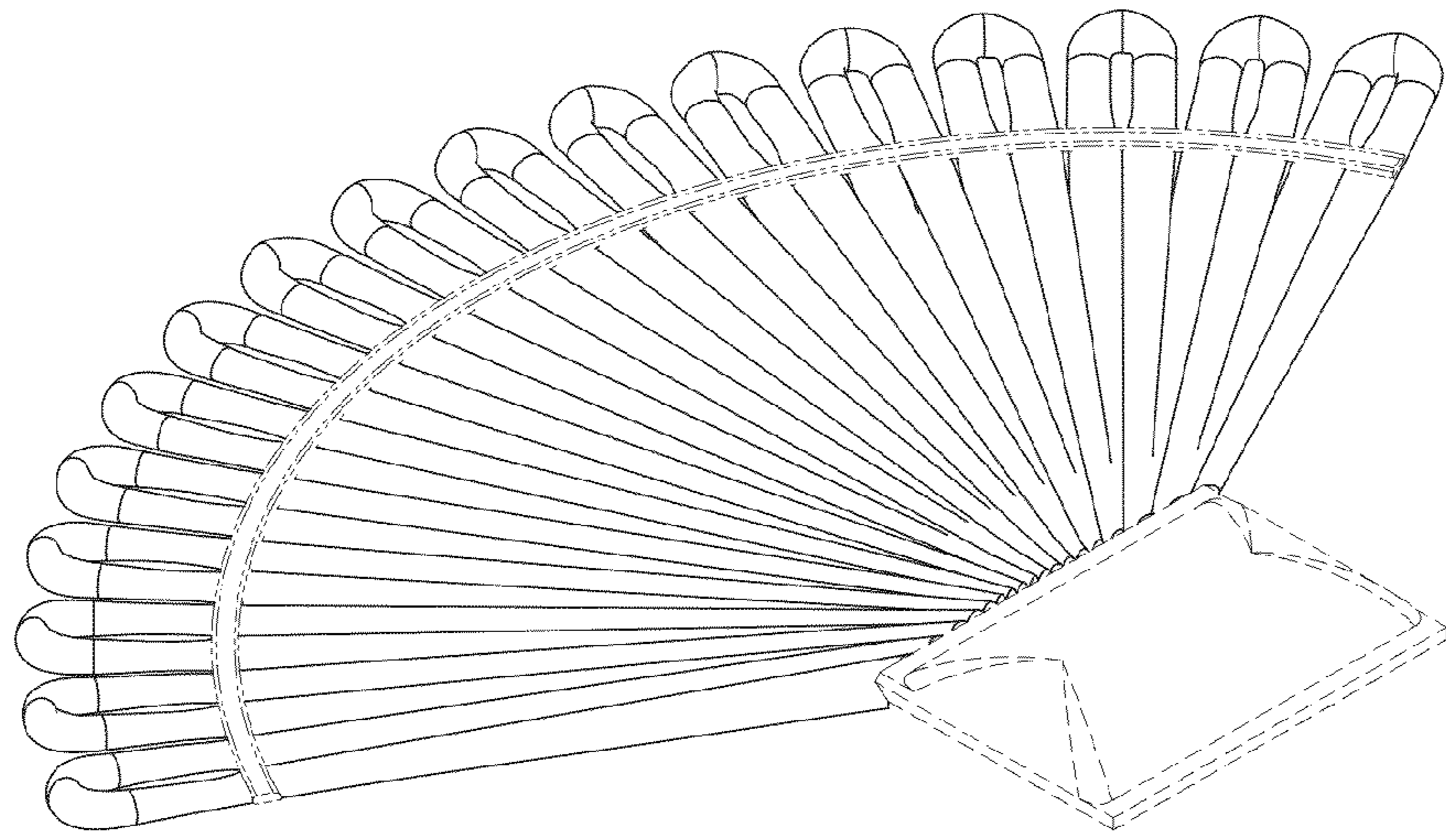


FIG. 1

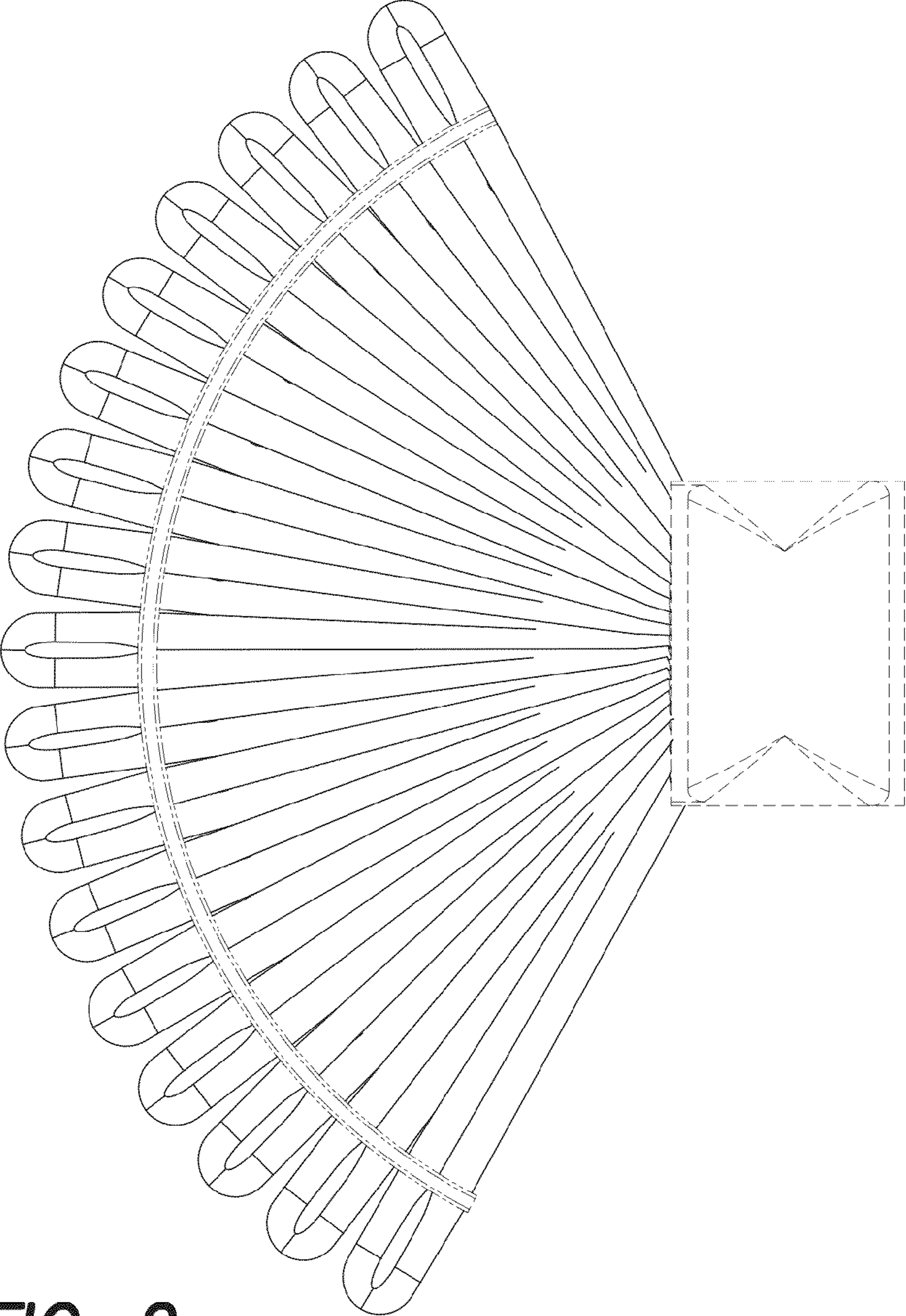


FIG. 2

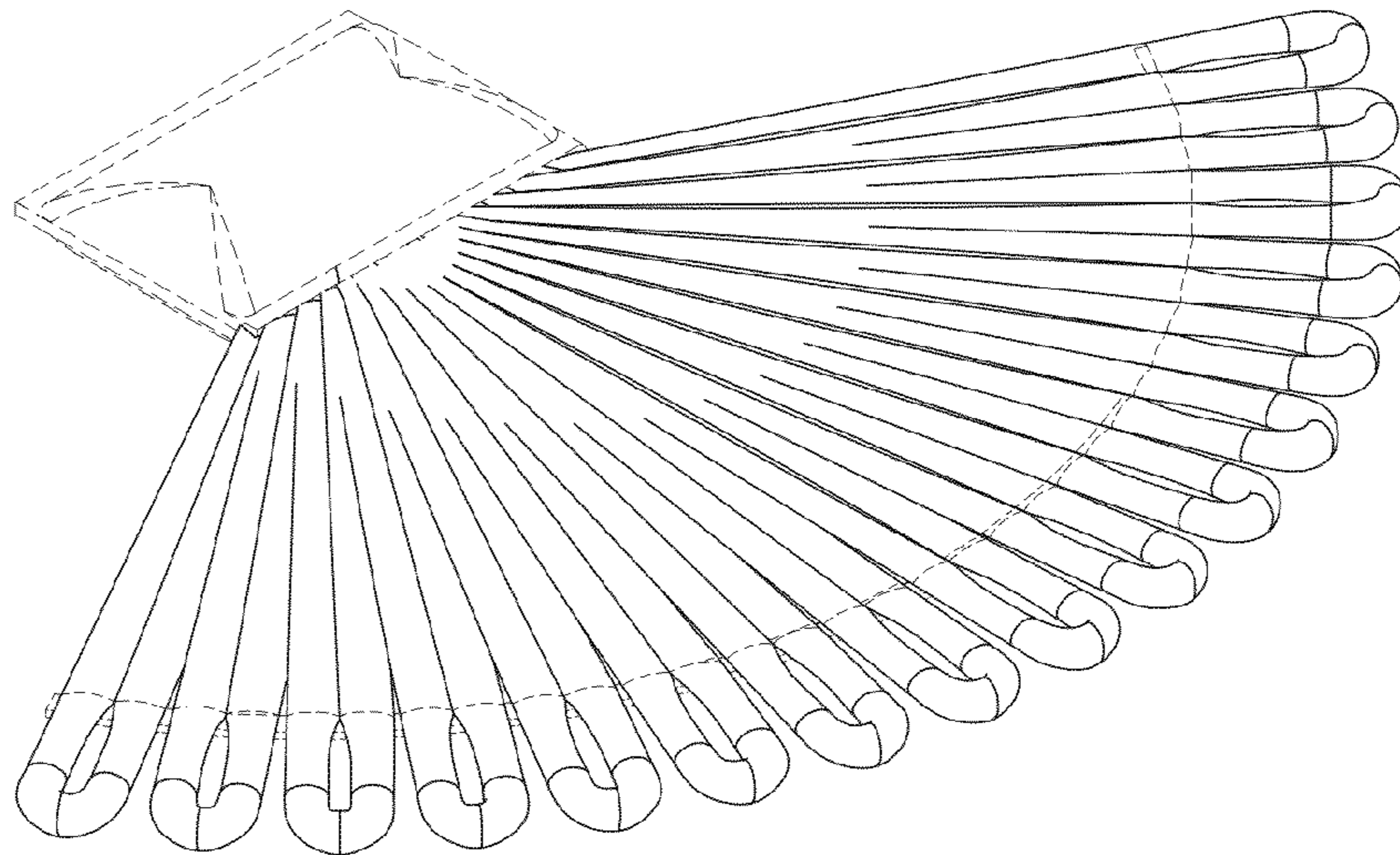


FIG. 3

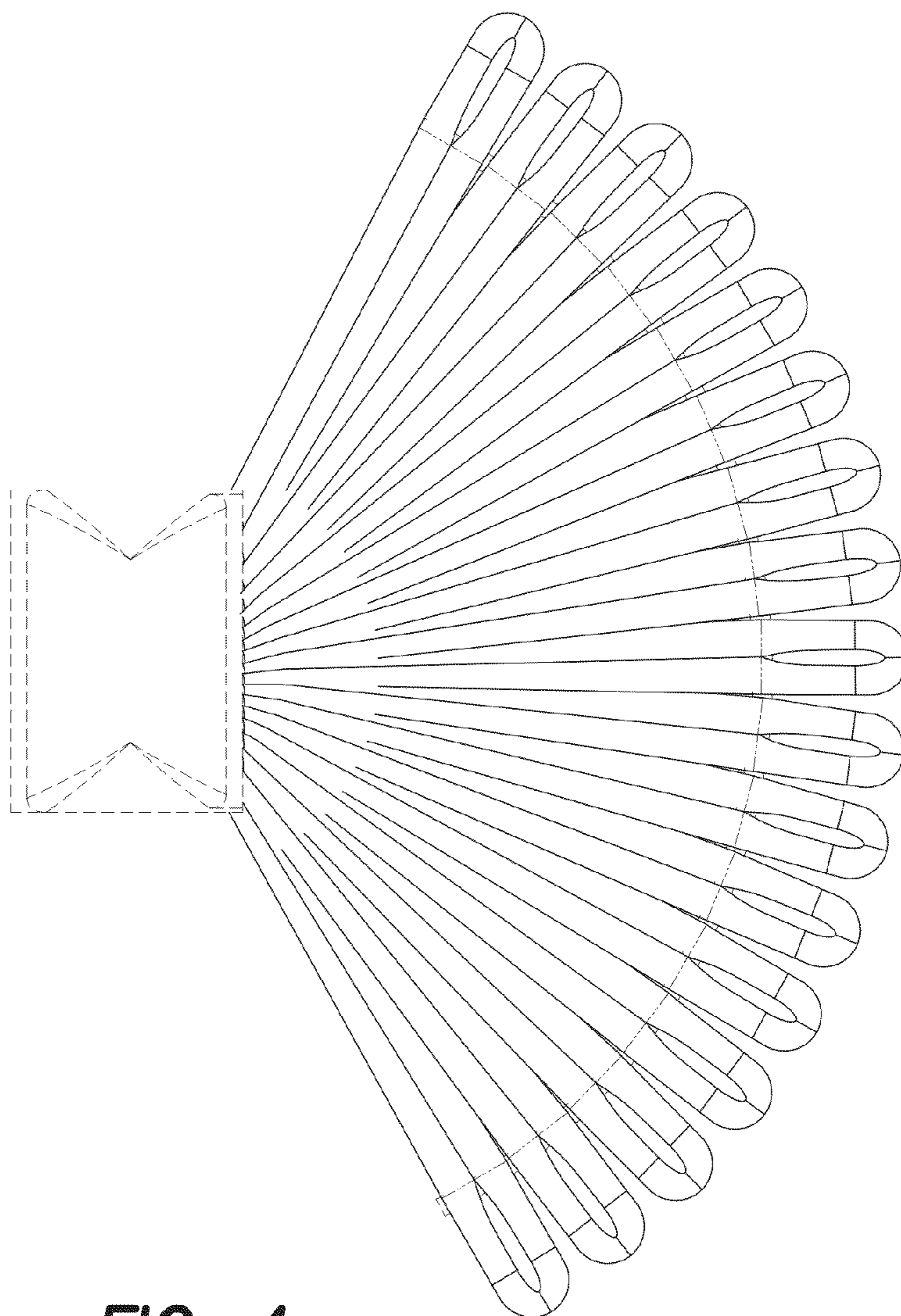


FIG. 4




FIG. 5

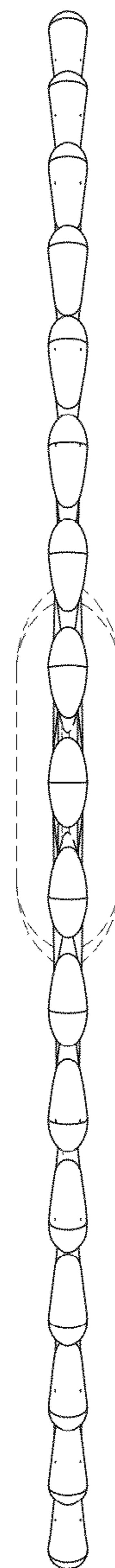


FIG. 6

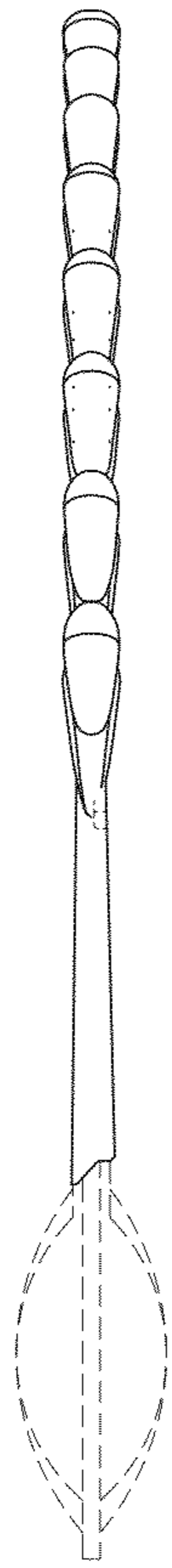


FIG. 7