



US00D695460S

(12) **United States Design Patent**
Slater et al.

(10) **Patent No.:** **US D695,460 S**

(45) **Date of Patent:** **** Dec. 10, 2013**

(54) **SAFETY HELMET**

(71) Applicants: **Travis Slater**, Germantown, TN (US);
Janis Selvey, Collierville, TN (US);
Chad Carney, Collierville, TN (US);
Adam Slater, Germantown, TN (US);
Robert Shearon, Collierville, TN (US);
Lisa Methvin, Arlington, TN (US);
David Fish, Piperton, TN (US)

(72) Inventors: **Travis Slater**, Germantown, TN (US);
Janis Selvey, Collierville, TN (US);
Chad Carney, Collierville, TN (US);
Adam Slater, Germantown, TN (US);
Robert Shearon, Collierville, TN (US);
Lisa Methvin, Arlington, TN (US);
David Fish, Piperton, TN (US)

(73) Assignee: **Pyramex Safety Products, LLC**,
Collierville, TN (US)

(**) Term: **14 Years**

(21) Appl. No.: **29/433,772**

(22) Filed: **Oct. 4, 2012**

(51) **LOC (9) Cl.** **02-03**

(52) **U.S. Cl.**
USPC **D29/102**

(58) **Field of Classification Search**
USPC D29/102-107, 122; 2/421-425, 410,
2/6.3, 6.5, 6.7, 5, 411, 414
See application file for complete search history.

(56) **References Cited**

U.S. PATENT DOCUMENTS

D198,776 S *	8/1964	Simpson et al.	D29/104
D228,264 S *	9/1973	Potter	D29/104
D234,411 S *	3/1975	Zupert	D29/104
4,106,127 A	8/1978	Marangoni et al.		
D277,425 S *	2/1985	Higginson	D29/104
D283,940 S	5/1986	Bally		
4,656,667 A	4/1987	Blake		

D300,275 S *	3/1989	Sjogren et al.	D29/104
5,117,506 A	6/1992	Byrnes et al.		
5,257,417 A	11/1993	Oleson		
5,996,125 A *	12/1999	Garzone	2/410
D433,776 S *	11/2000	Scanlon	D29/102
6,260,212 B1	7/2001	Orotelli et al.		
D468,062 S *	12/2002	Santiago	D29/103
6,609,254 B2	8/2003	Bielefeld et al.		
D498,880 S *	11/2004	Jones	D29/104
7,000,262 B2	2/2006	Bielefeld		
7,043,772 B2	5/2006	Bielefeld et al.		
7,174,575 B1	2/2007	Scherer		
7,213,271 B1	5/2007	Bielefeld		
D575,905 S *	8/2008	Davis et al.	D29/102
D600,412 S *	9/2009	Ochoa	D29/102

(Continued)

OTHER PUBLICATIONS

B-Protected—Unisafe Hard Hats; product ref: HHATU20: Unisafe TA570 Vented Helmet, website visited on Dec. 12, 2012; website location: <http://www.safety-equipment.b-protected.com.au/construction/unisafe-vented-helmet.htm>.

(Continued)

Primary Examiner — Ruth McInroy

(74) *Attorney, Agent, or Firm* — Dickstein Shapiro LLP

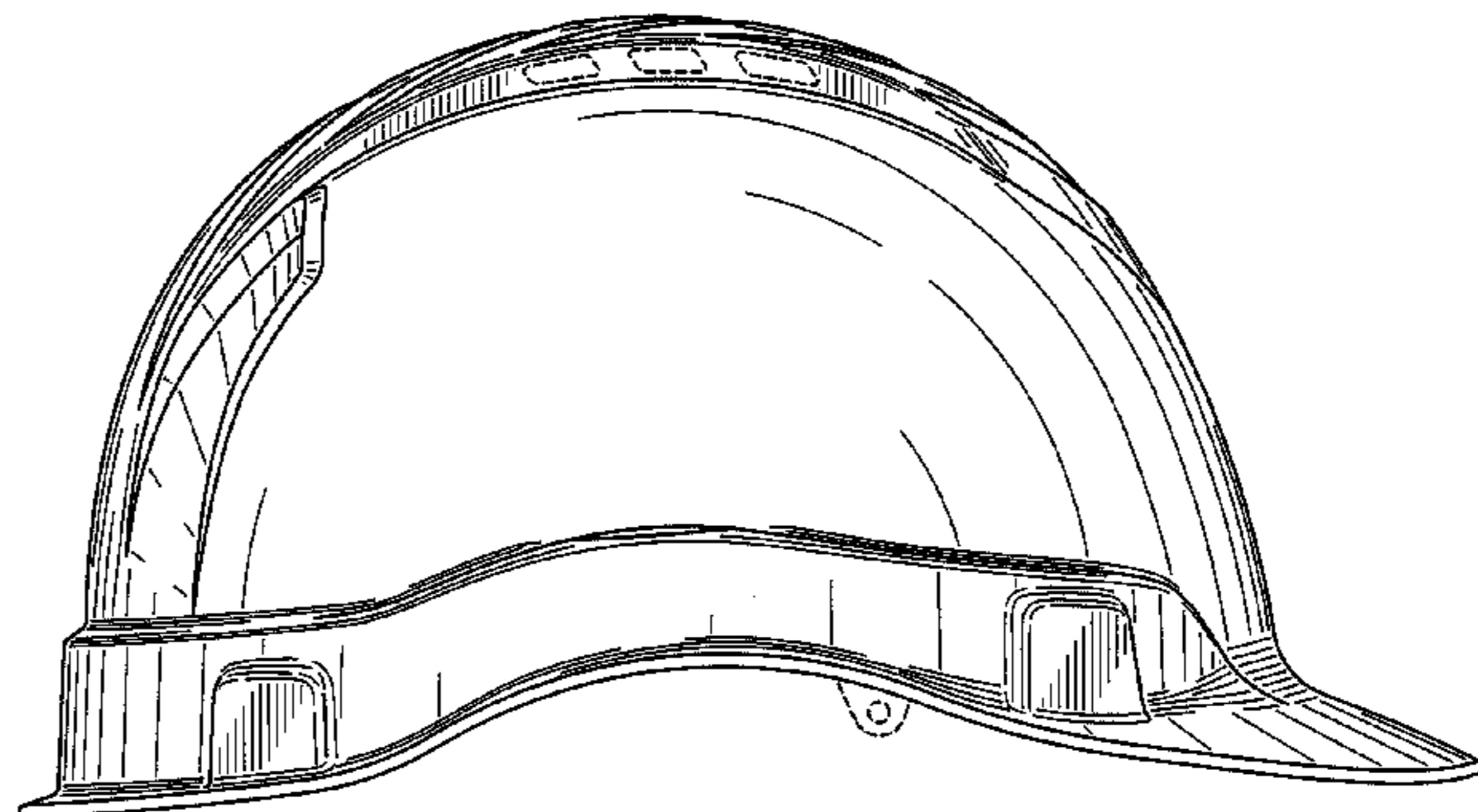
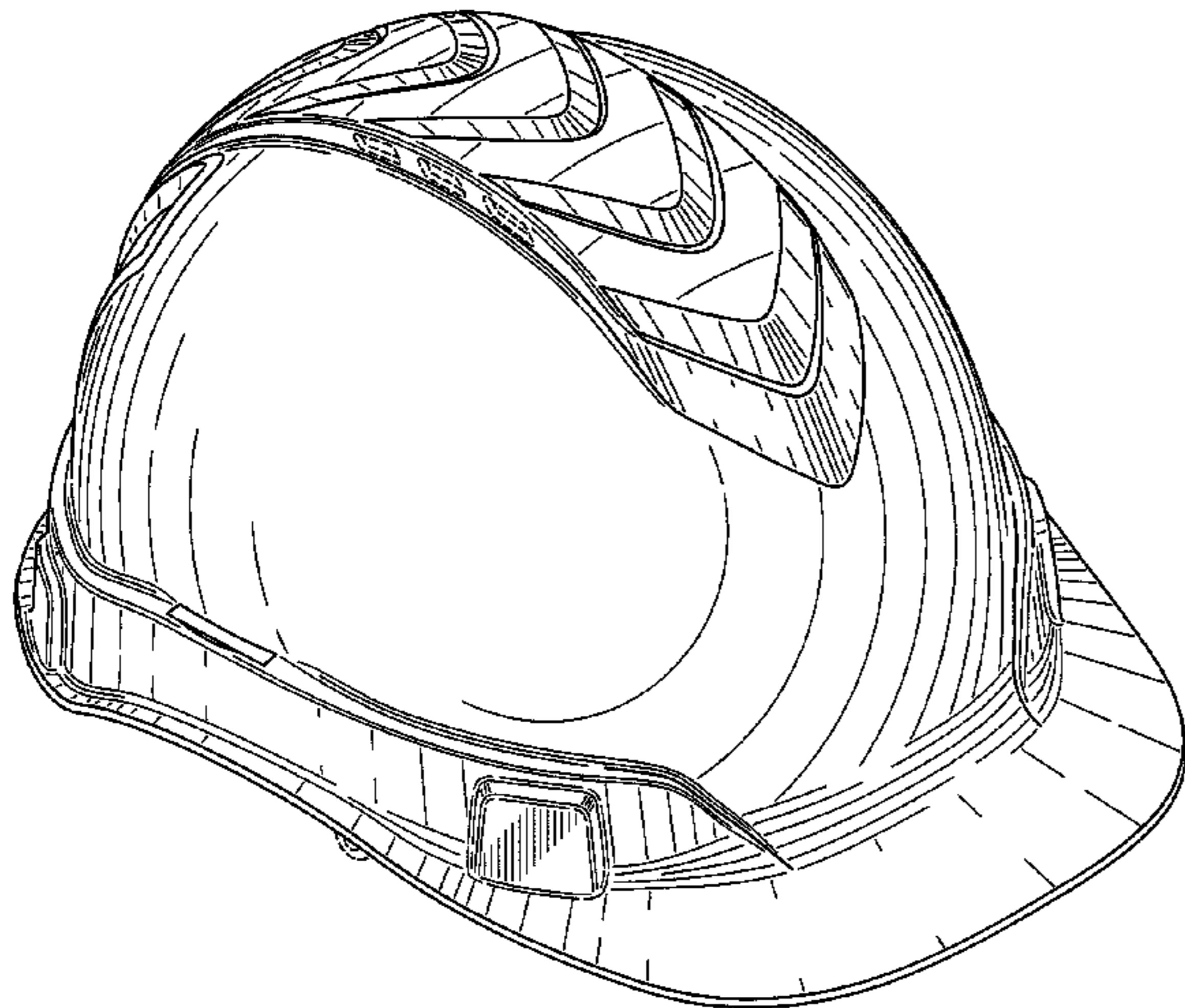
(57) **CLAIM**

The ornamental design for a safety helmet, as shown and described.

DESCRIPTION

FIG. 1 is a top, front and right side perspective view of a safety helmet according to the present invention; FIG. 2 is a right side elevation view thereof; FIG. 3 is a left side elevation view thereof; FIG. 4 is a front elevation view thereof; FIG. 5 is a rear elevation view thereof; FIG. 6 is a top plan view thereof; and, FIG. 7 is a bottom plan view thereof. The details shown in broken lines form no part of the claimed design.

1 Claim, 7 Drawing Sheets



(56)

References Cited

U.S. PATENT DOCUMENTS

D602,641 S	*	10/2009	Ho	D29/102
D602,644 S	*	10/2009	Ho	D29/102
D648,899 S	*	11/2011	Westerdal	D29/102
D667,590 S	*	9/2012	Williams	D29/102
D670,034 S	*	10/2012	Kolodziej	D29/102
D680,274 S	*	4/2013	Petzl	D29/102
D683,904 S	*	6/2013	Ho	D29/102

OTHER PUBLICATIONS

B-Protected—Unisafe Hard Hats; product ref: HHATU19: Unisafe TA560 Unvented Safety Helmet, website visited on Dec. 12, 2012;

website location: <http://www.safety-equipment.b-protected.com.au/construction/unisafe-safety-helmet.htm>.

B-Protected—Unisafe Hard Hats; product ref: HHAT2OV: Unisafe TA570 Visitor Hard Hat, website visited on Dec. 12, 2012; website location: <http://www.safety-equipment.b-protected.com.au/construction/visitor-hard-hat.htm>.

B-Protected—Unisafe Hard Hats; product ref: HHATU59: Unisafe TA590 Vented Polycarbonate Hard Hat, website visited on Dec. 12, 2012; website location: <http://www.safety-equipment.b-protected.com.au/construction/polycarbonate-hard-hat.htm>.

* cited by examiner

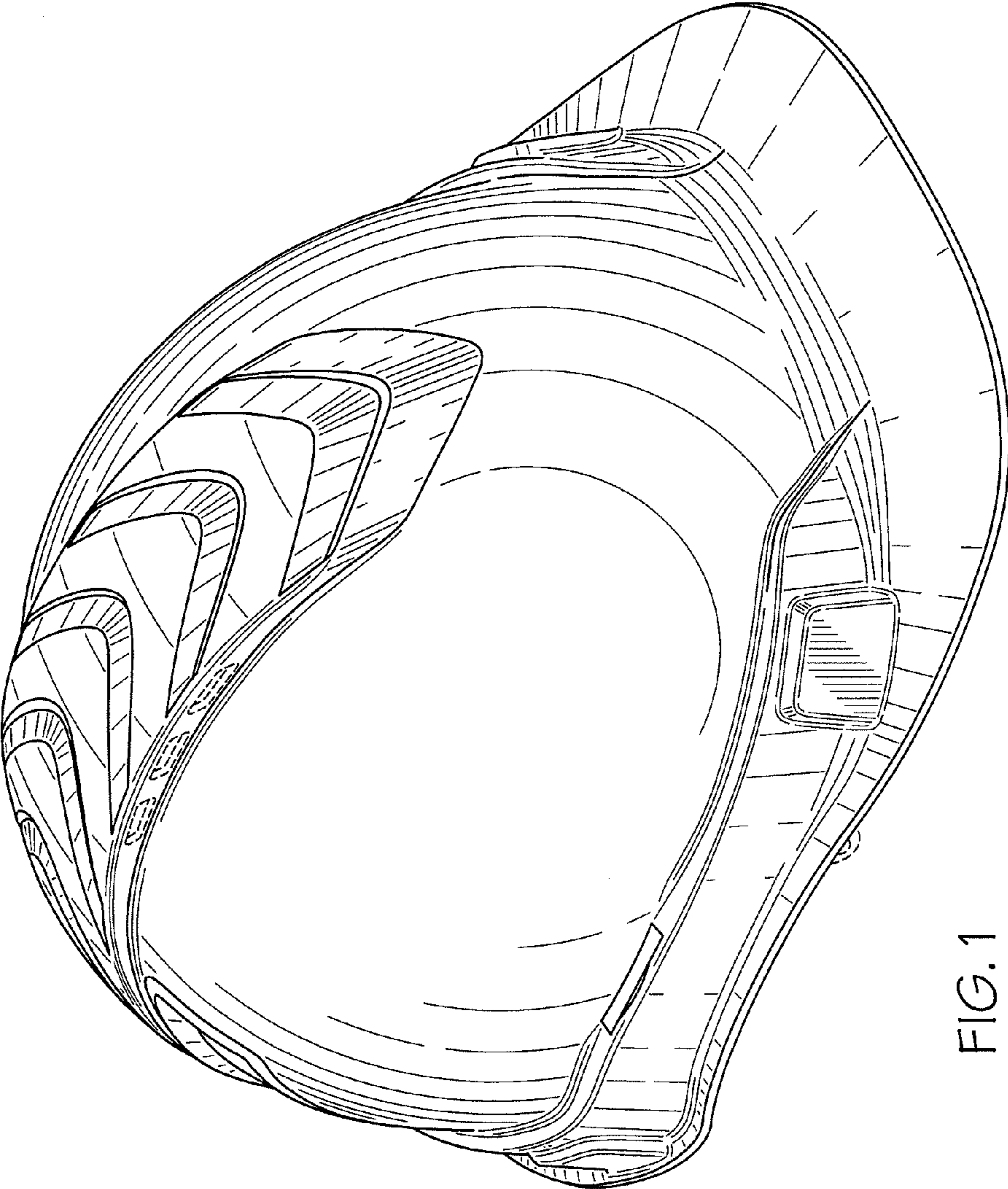


FIG. 1

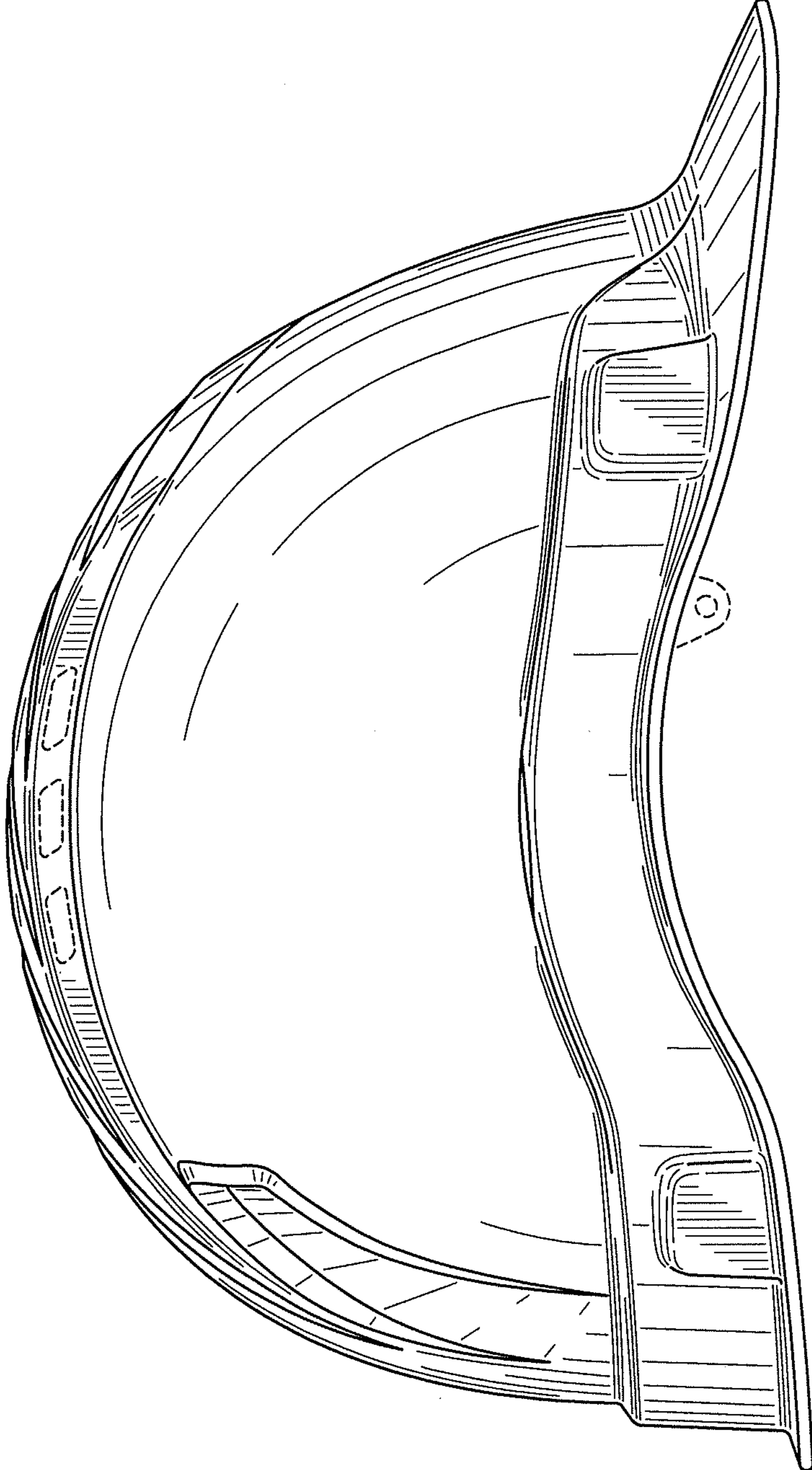


FIG. 2

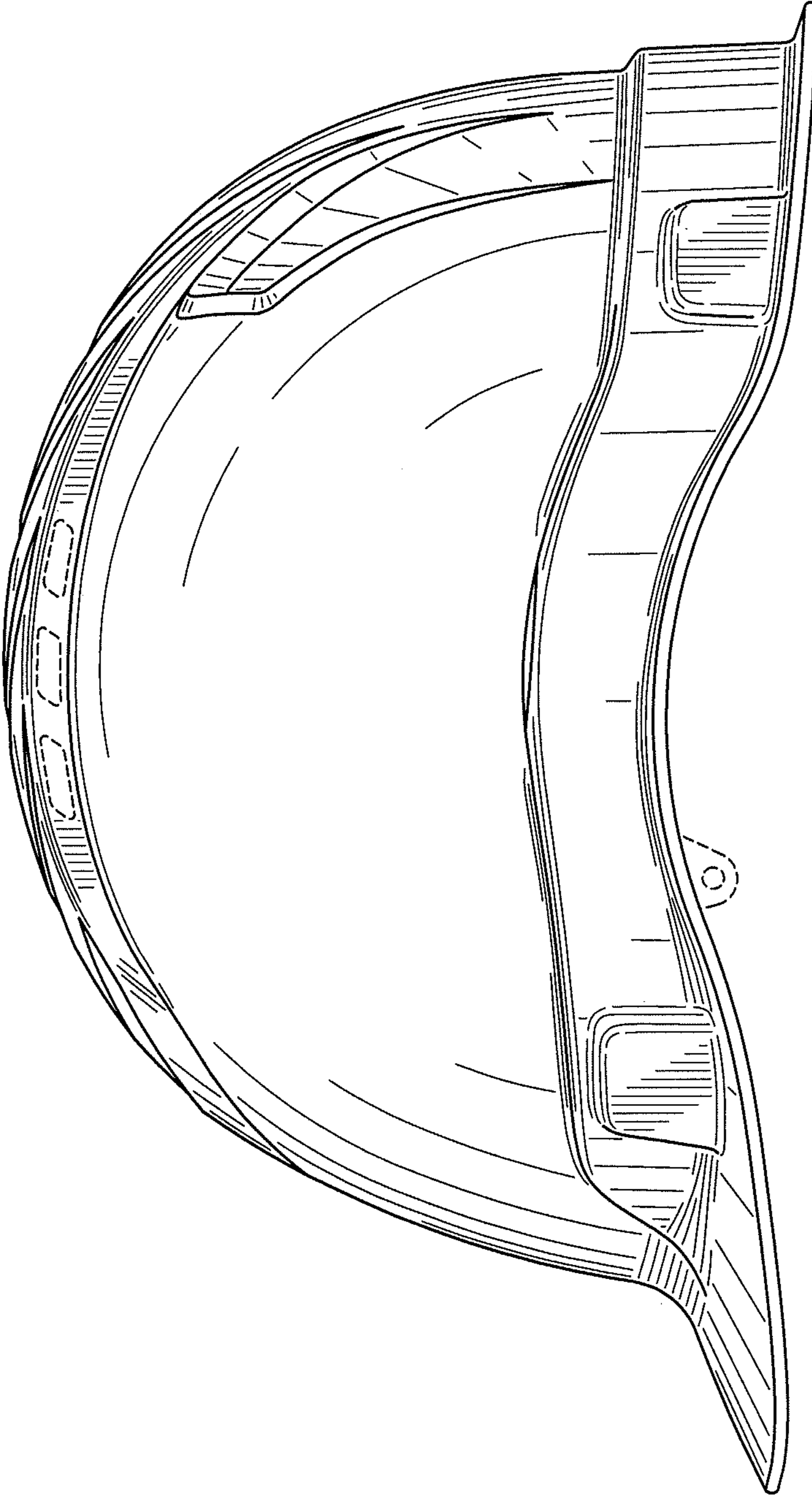


FIG. 3

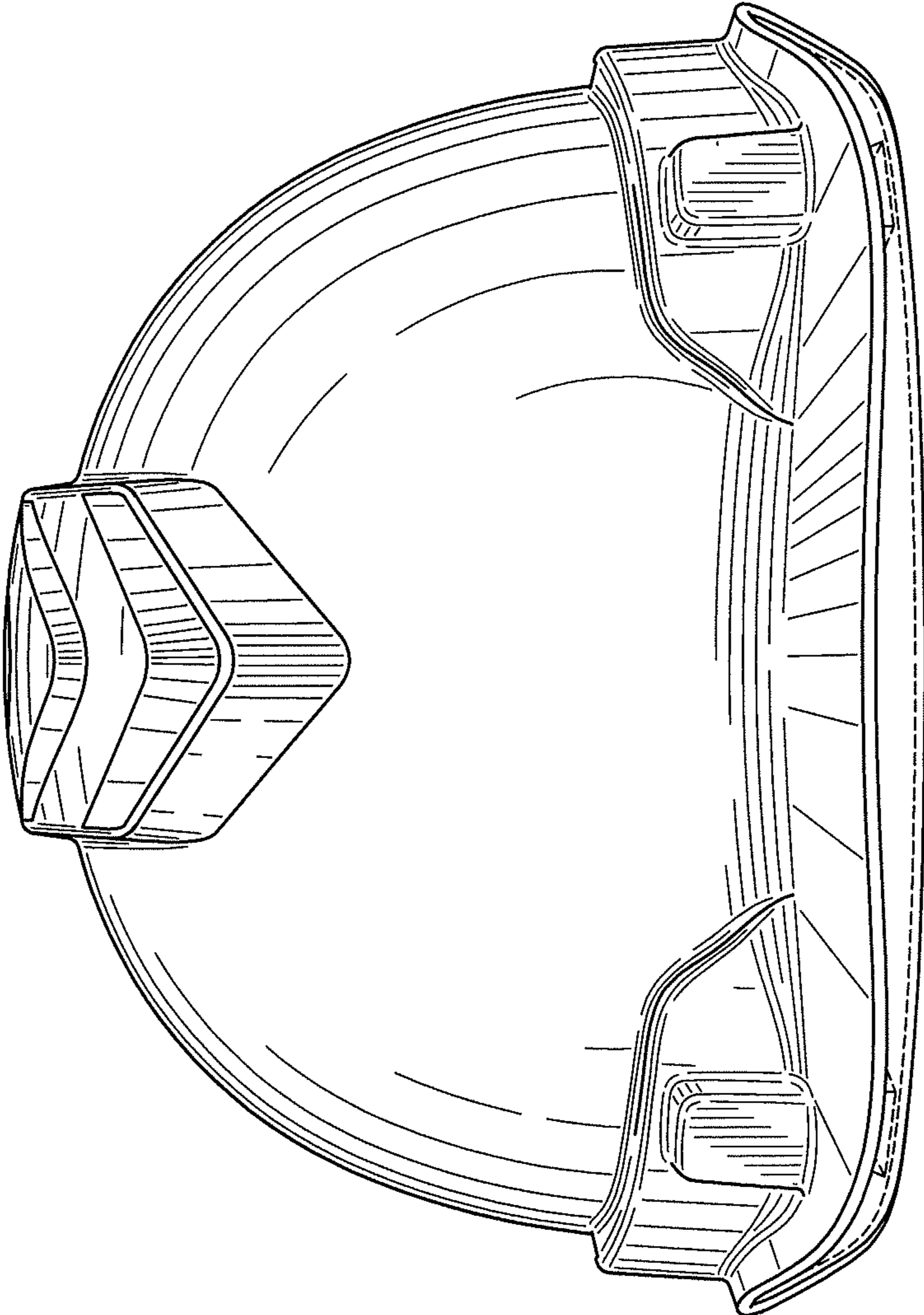


FIG. 4

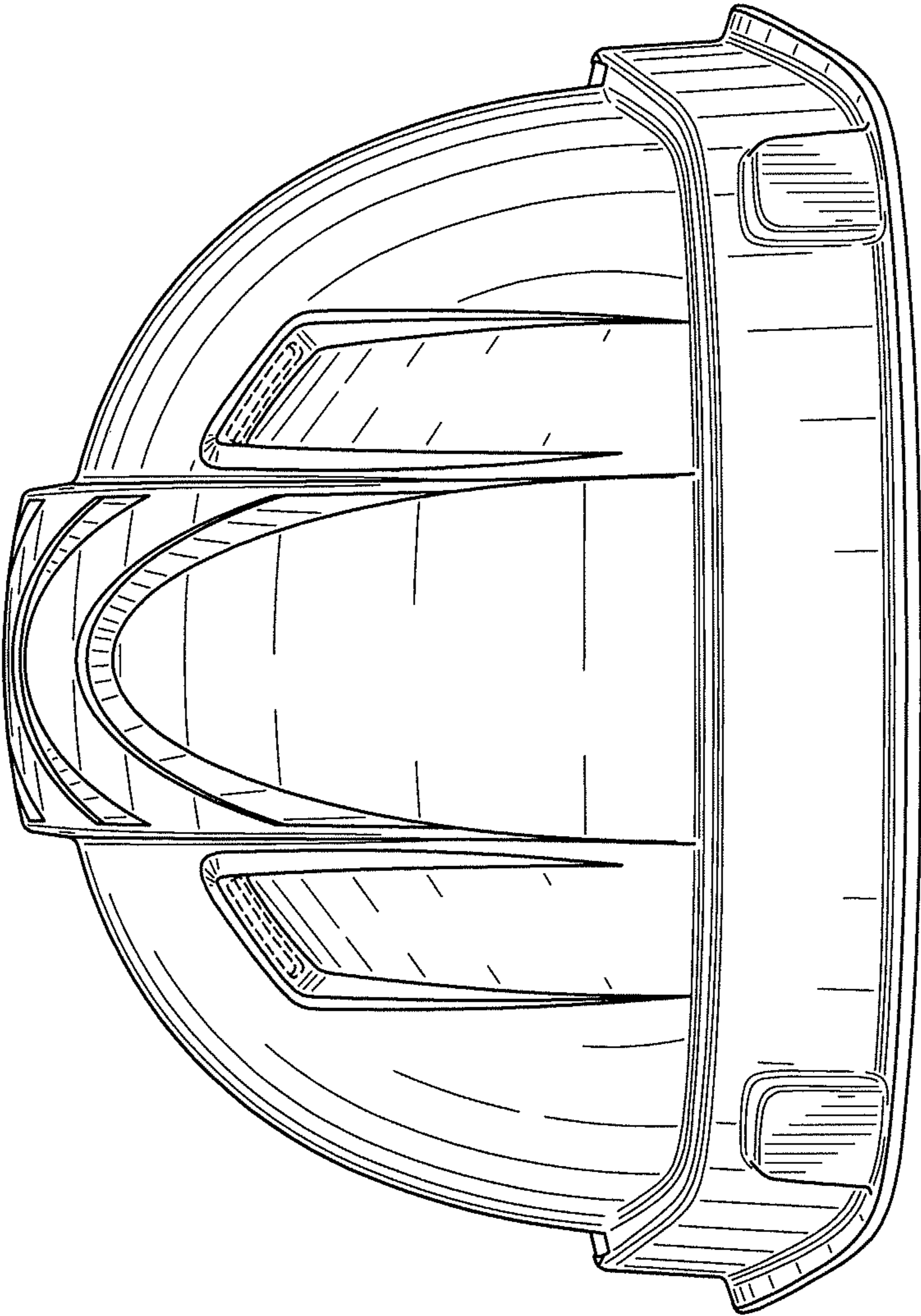


FIG. 5

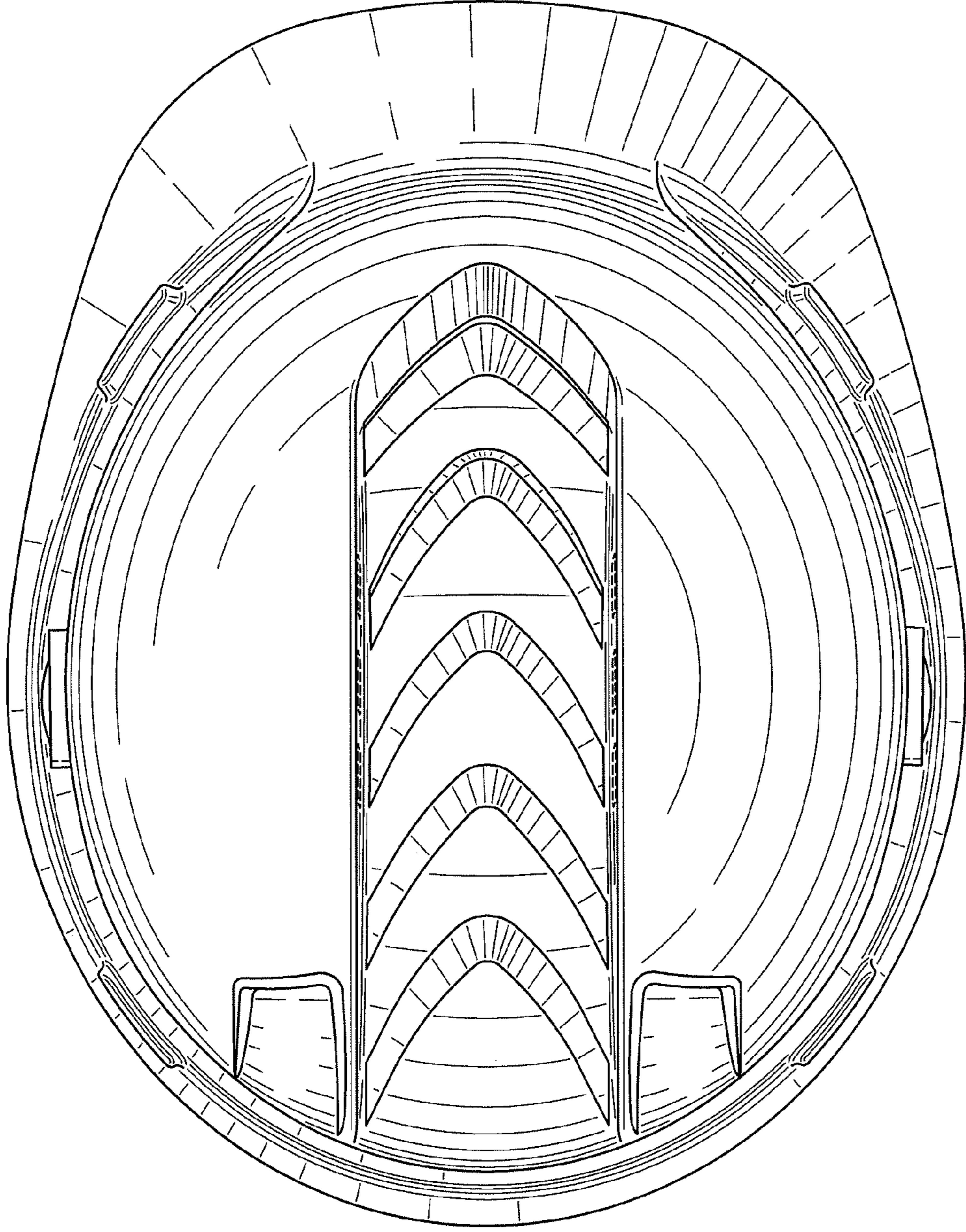


FIG. 6

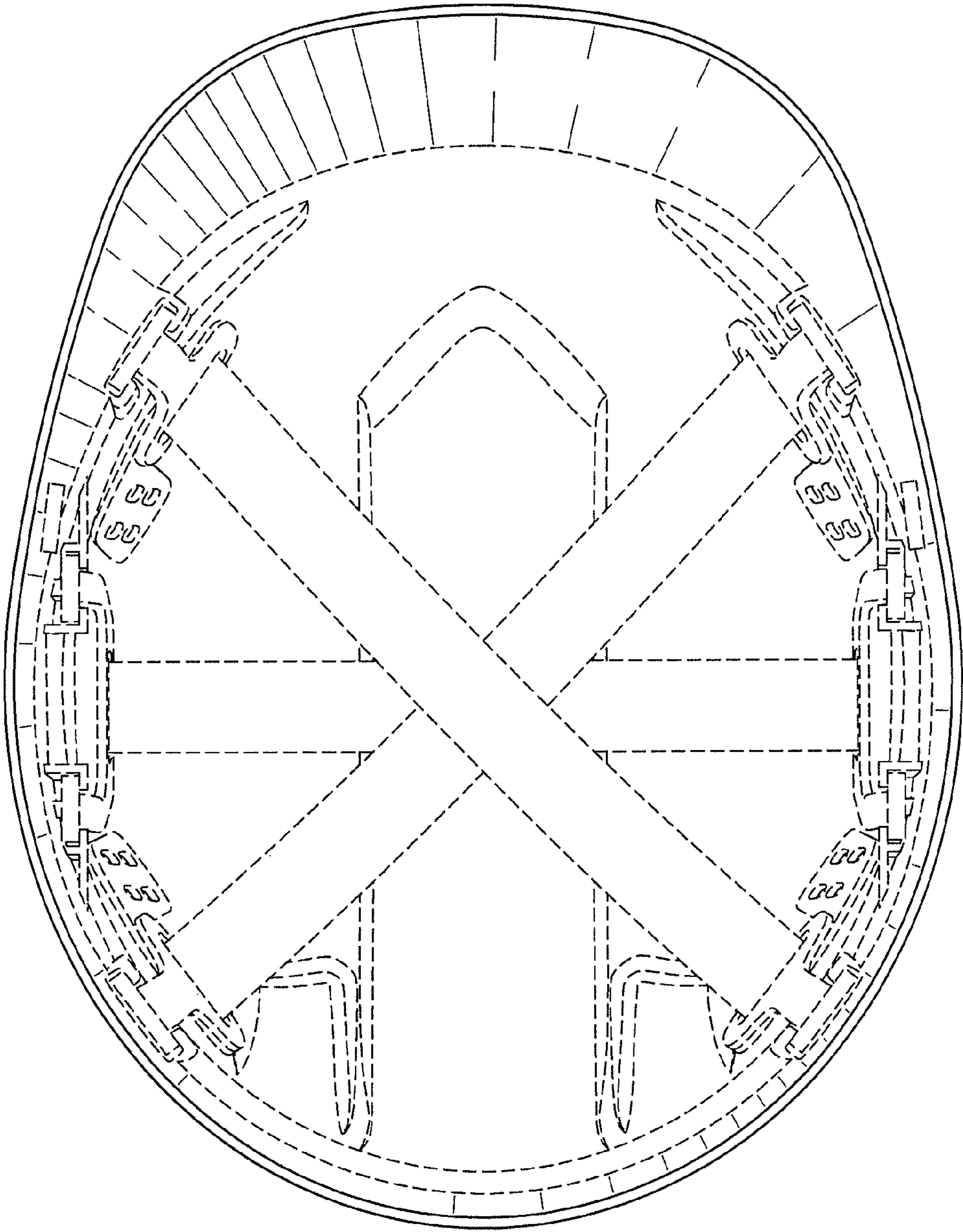


FIG. 7