

US00D695457S

(12) **United States Design Patent**
Watson

(10) **Patent No.:** **US D695,457 S**

(45) **Date of Patent:** **** Dec. 10, 2013**

(54) **GRIP PORTION OF A SHAVING RAZOR**
(75) Inventor: **Brian Patrick Watson**, Albion, RI (US)
(73) Assignee: **The Gillette Company**, Boston, MA (US)

D655,042 S * 2/2012 Watson et al. D28/48
D655,861 S * 3/2012 Watson D28/47
D664,715 S 7/2012 Wain et al.
D674,552 S * 1/2013 Barrow et al. D28/48
D674,553 S * 1/2013 Barrow et al. D28/48

(**) Term: **14 Years**

(21) Appl. No.: **29/428,097**

(22) Filed: **Jul. 26, 2012**

(51) **LOC (9) Cl.** **28-03**

(52) **U.S. Cl.**
USPC **D28/47**

(58) **Field of Classification Search**
USPC 30/32, 34.05, 34.1-34.2, 41.9, 40-40.2,
30/41, 42-46, 47-52, 57-84, 526-541,
30/346.5-346.61; D28/44-48
See application file for complete search history.

OTHER PUBLICATIONS

U.S. Appl. No. 29/429,551, filed Aug. 13, 2012, Christopher Ramm.

* cited by examiner

Primary Examiner — Jennifer Rivard

(74) *Attorney, Agent, or Firm* — Kevin C. Johnson; Steven W. Miller

(57) **CLAIM**

The ornamental design for a grip portion of a shaving razor, as shown and described.

(56) **References Cited**

U.S. PATENT DOCUMENTS

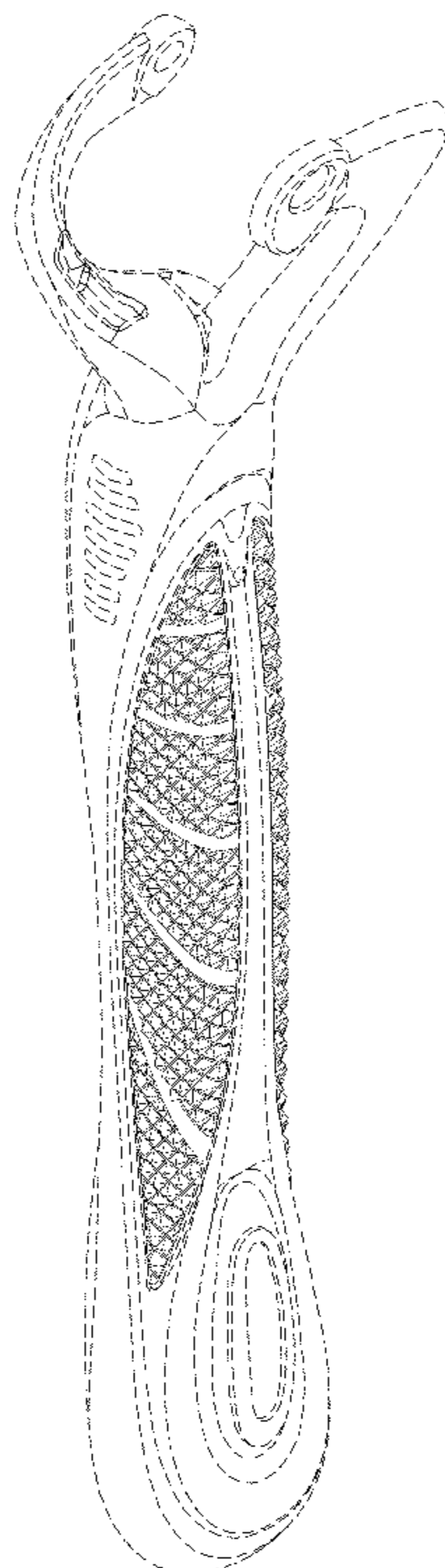
D408,101 S 4/1999 Shurtleff
D500,390 S 12/2004 Gray
D534,686 S 1/2007 Provost et al.
D534,688 S 1/2007 Provost et al.
D537,203 S 2/2007 Provost et al.
D603,556 S 11/2009 Rhoad
D603,557 S 11/2009 Rhoad
D615,705 S 5/2010 Ramm
D615,706 S 5/2010 Lukan
D616,607 S 5/2010 Ramm et al.
D619,302 S * 7/2010 Ramm D28/47
D650,947 S 12/2011 Cataudella et al.

DESCRIPTION

FIG. 1 is a perspective view of a grip portion of a shaving razor of the present invention;
FIG. 2 is a top view thereof;
FIG. 3 is a bottom view thereof;
FIG. 4 is a right view thereof;
FIG. 5 is a left view thereof;
FIG. 6 is a front view thereof; and,
FIG. 7 is a rear view thereof.

The broken lines shown in the drawings illustrate the environment and form no part of the claimed design.

1 Claim, 5 Drawing Sheets



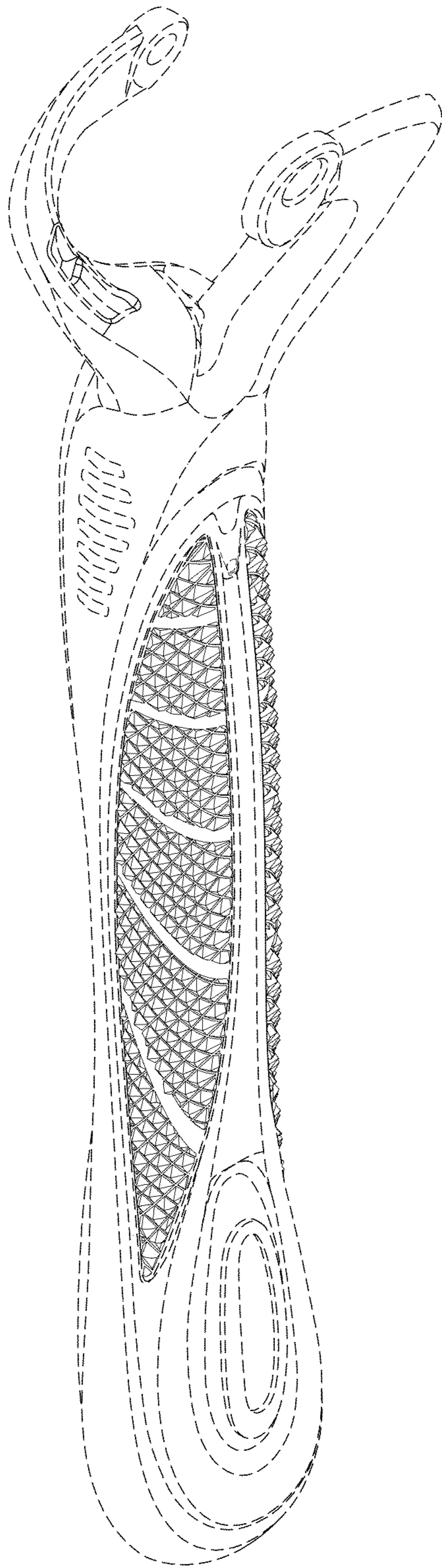


FIG. 1

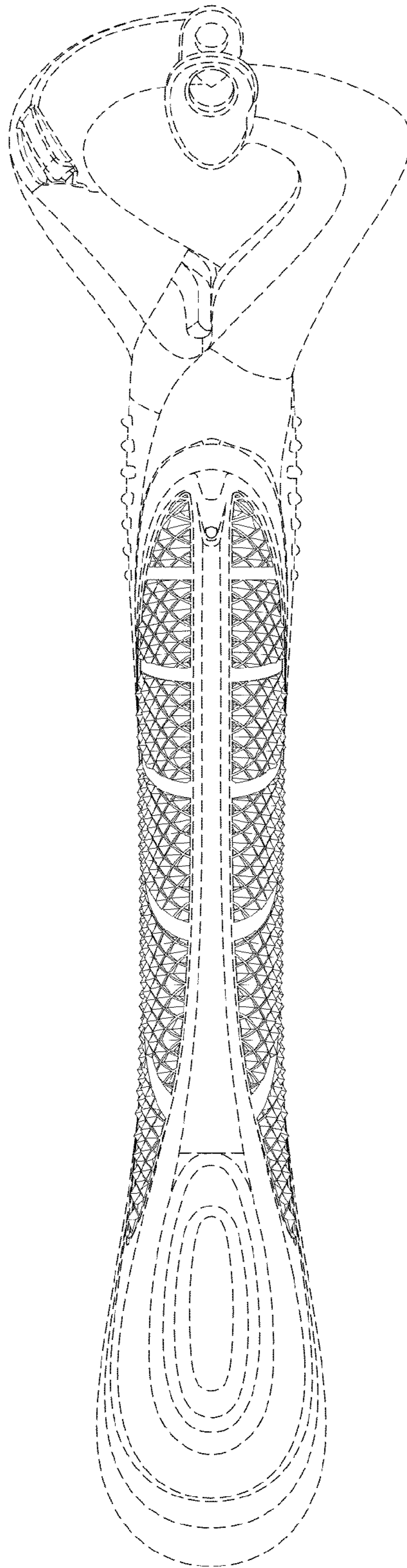


FIG. 2

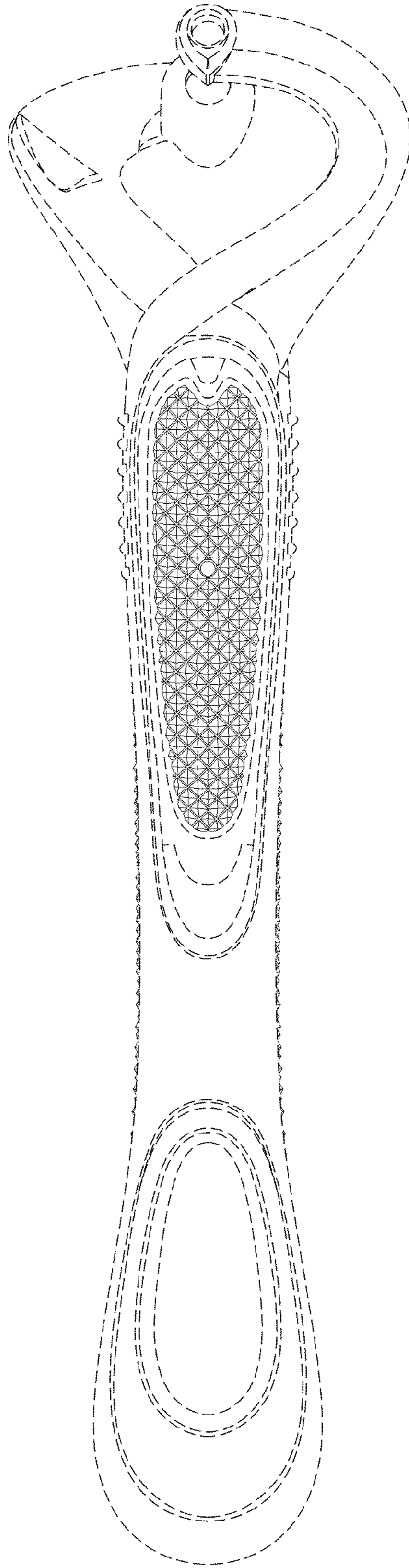


FIG. 3

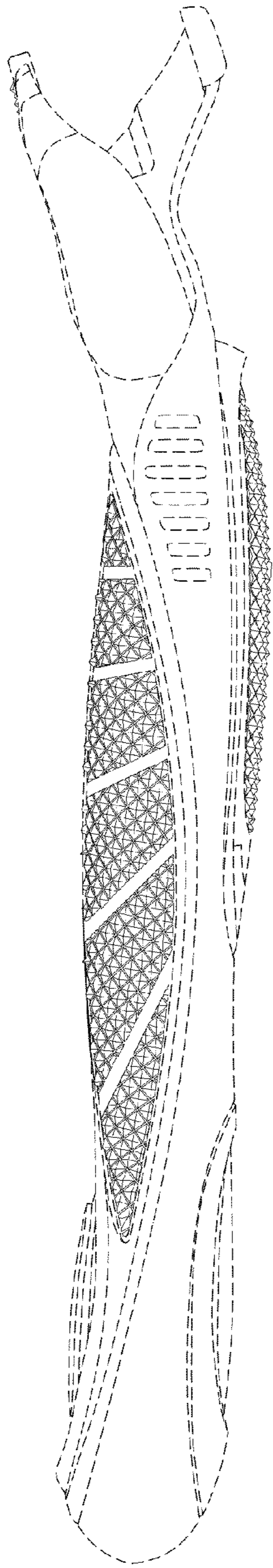


FIG. 4

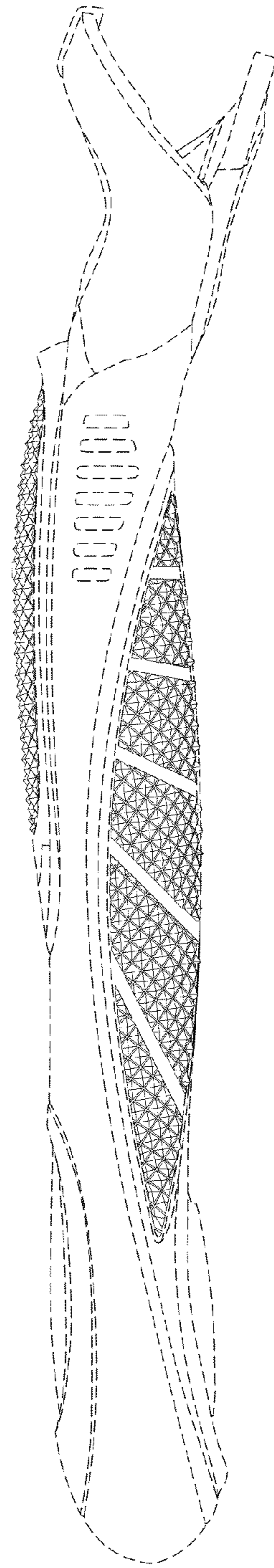


FIG. 5

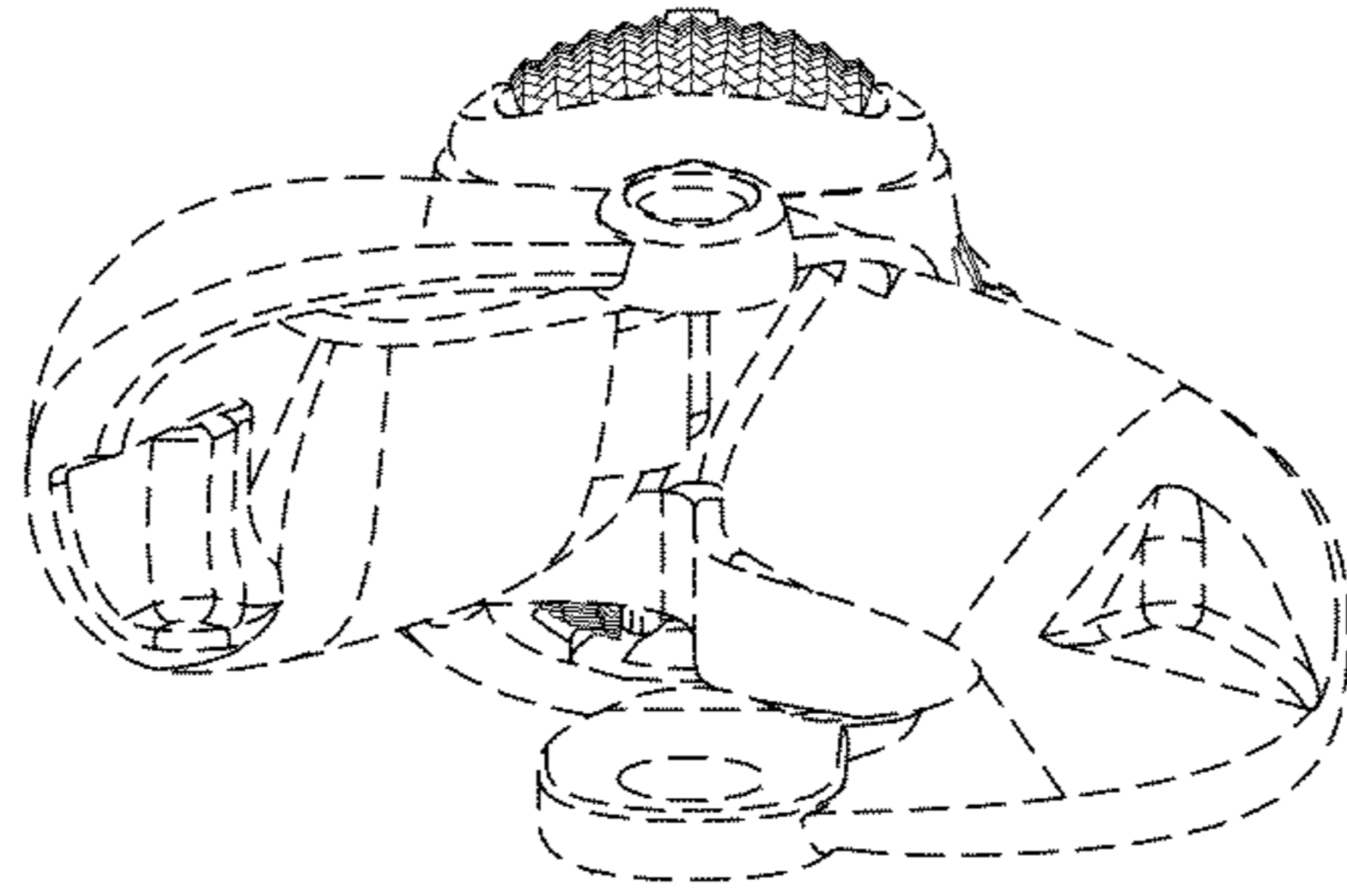


FIG. 6

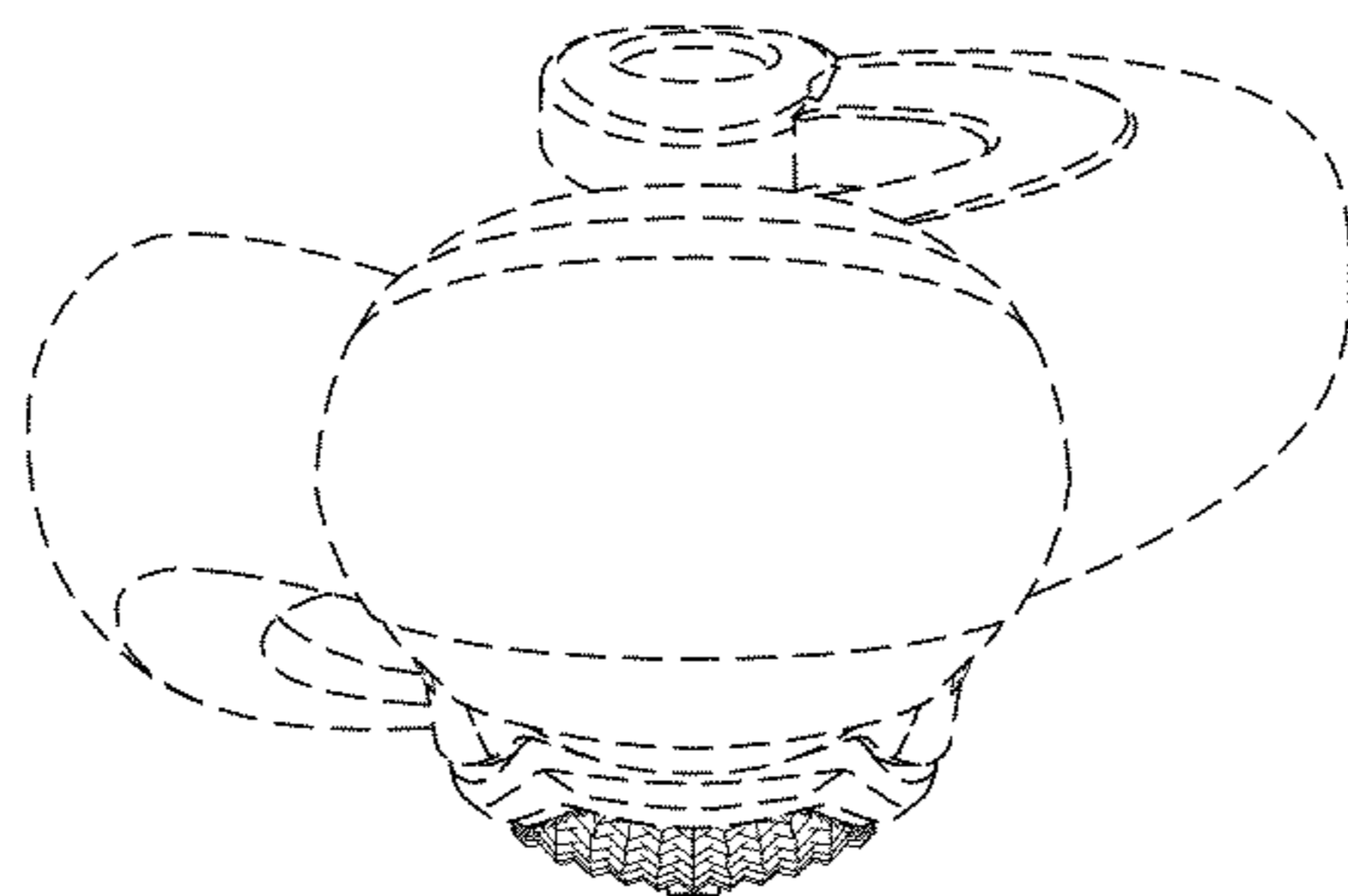


FIG. 7