

US00D695445S

(12) **United States Design Patent**
Panchisin et al.

(10) **Patent No.:** **US D695,445 S**
(45) **Date of Patent:** **** Dec. 10, 2013**

- (54) **ROUNDED SHADE FOR VANITY SHADOW BOX**
- (75) Inventors: **Paula M. Panchisin**, Mooresville, NC (US); **Jessica Falcofsky**, Delray Beach, FL (US)
- (73) Assignee: **Evolution Lighting, LLC**, Miami Lakes, FL (US)

D150,831 S *	9/1948	Duepner	D26/76
D157,362 S *	2/1950	Francis	D6/441
D158,917 S *	6/1950	Wince	D26/85
D214,079 S *	5/1969	Schiffer	D26/76
4,045,665 A *	8/1977	Williams et al.	362/355
D271,861 S *	12/1983	Patton	D20/10
D294,738 S *	3/1988	Platner	D26/86
D312,742 S *	12/1990	Paulhus	D6/601
D323,662 S *	2/1992	Sapp	D15/199
D385,982 S *	11/1997	Moore	D26/28
D410,292 S *	5/1999	Mayle	D26/28

(**) Term: **14 Years**

(21) Appl. No.: **29/431,127**

(22) Filed: **Sep. 4, 2012**

(51) **LOC (9) Cl.** **26-99**

(52) **U.S. Cl.**
USPC **D26/118**

(58) **Field of Classification Search**
USPC D26/118, 124, 120, 122, 119, 128, 138, D26/145, 155, 1, 2, 113, 121, 123, 72, 73, D26/74, 75, 76, 77, 78, 79, 62, 64, 68, 69, D26/85, 86, 88, 125, 129, 135, 136, 139, D26/140, 141, 142, 143, 144, 152, 153, 148, D26/149, 150, 151, 154, 156, 61, 54, 52, 24, D26/25, 26, 28, 36, 35, 42, 45, 53, 55, 81, D26/82, 83, 84, 60, 63, 87, 37; 362/294, 362/307, 249.01–249.12, 549, 345, 225, 362/364, 326, 362, 363, 147, 148, 149, 223, 362/224, 555, 556, 218, 331, 613, 620, 362/97.1–97.3; D13/179, 180; 211/189; 40/452, 451

See application file for complete search history.

(56) **References Cited**

U.S. PATENT DOCUMENTS

D125,438 S *	2/1941	Dreyfuss	D8/28
D126,846 S *	4/1941	Alm	D26/76
2,345,235 A *	3/1944	Carter, Jr.	362/140

(Continued)

Primary Examiner — Kevin Rudzinski

(74) *Attorney, Agent, or Firm* — Feldman Gale, P.A.; Michael C. Cesarano

(57) **CLAIM**

The ornamental design for a “rounded shade for vanity shadow box,” as shown and described.

DESCRIPTION

FIG. 1 is a lower perspective view from the front of the rounded shade for vanity shadow box.

FIG. 2 is a plan view of the rounded shade for vanity shadow box.

FIG. 3 is a front elevational view of the rounded shade for vanity shadow box.

FIG. 4 is a right elevational view of the rounded shade for vanity shadow box.

FIG. 5 is a left elevational view of the rounded shade for vanity shadow box.

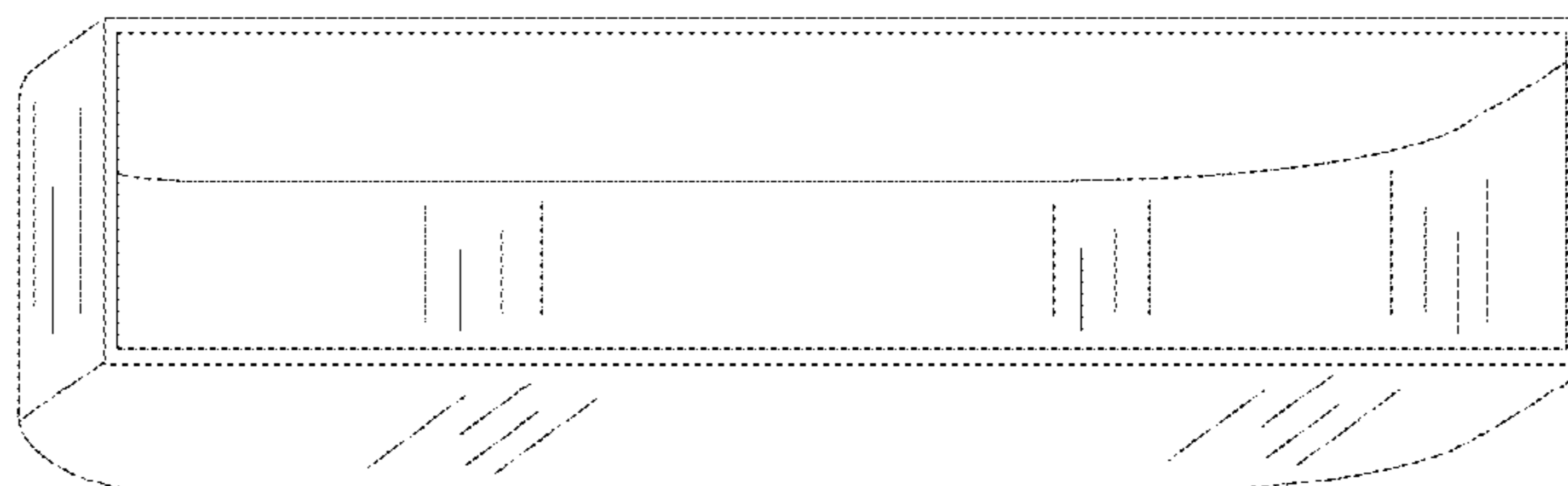

FIG. 6 is a rear elevational view of the rounded shade for vanity shadow box.

FIG. 7 is a bottom view of the rounded shade for vanity shadow box; and,

FIG. 8 is a lower perspective view from behind the rounded shade for a vanity shadow box.

The broken lines in the drawings that illustrate a light fixture form no part of the claimed design.

1 Claim, 1 Drawing Sheet



(56)

References Cited

U.S. PATENT DOCUMENTS

D440,673 S *	4/2001	Handsaker	D26/24	D524,673 S *	7/2006	Dicke et al.	D10/114.1
D446,332 S *	8/2001	Grossman	D26/74	D537,186 S *	2/2007	Weddell	D26/80
D473,670 S *	4/2003	Kelmelis et al.	D26/74	D544,991 S *	6/2007	Guercio	D26/118
6,565,234 B1 *	5/2003	Skegin et al.	362/294	D565,234 S *	3/2008	Pfund et al.	D26/87
D483,505 S *	12/2003	Schwerdtmann	D26/31	D565,786 S *	4/2008	Willmorth et al.	D26/138
D491,686 S *	6/2004	Citterio	D26/72	D572,399 S *	7/2008	Pfund	D26/72
6,796,684 B1 *	9/2004	Beadle	362/287	D584,847 S *	1/2009	Gaskins	D26/85
D499,836 S *	12/2004	Sandell	D26/128	D632,422 S *	2/2011	van den Akker	D26/128
				D633,641 S *	3/2011	Wauters	D26/85
				D633,646 S *	3/2011	Marcaccio et al.	D26/118

* cited by examiner

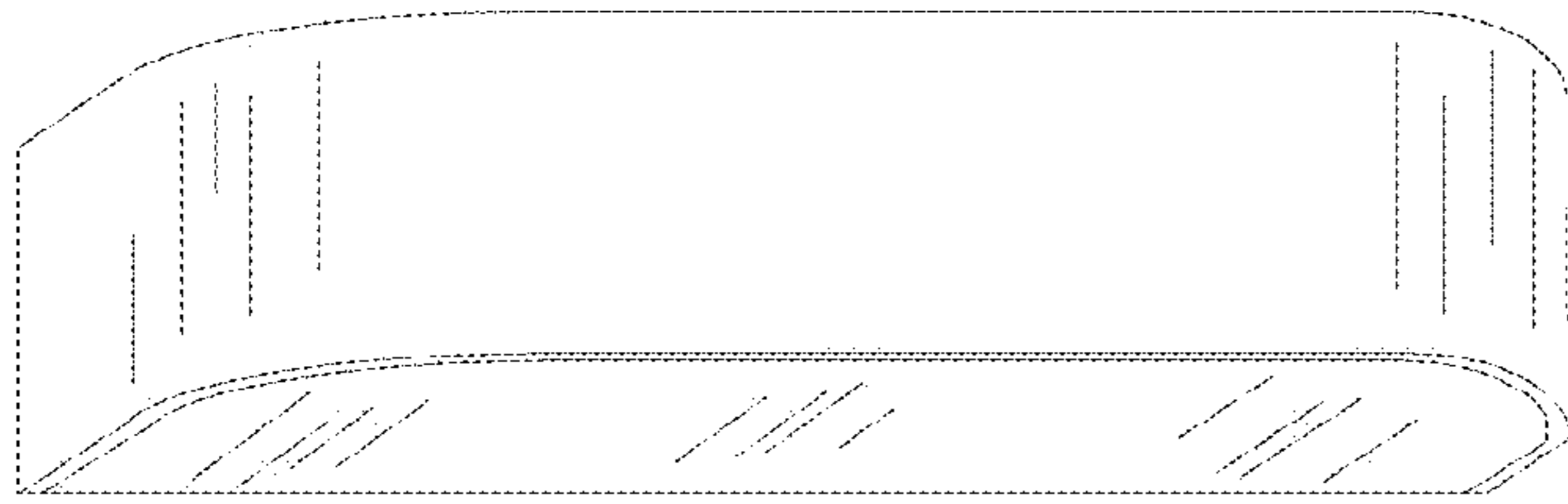


Fig. 1

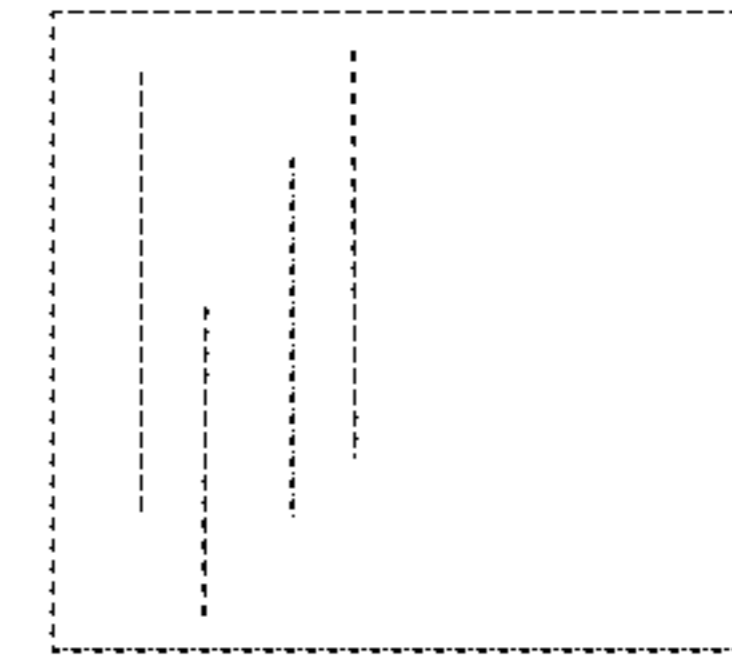


Fig. 4

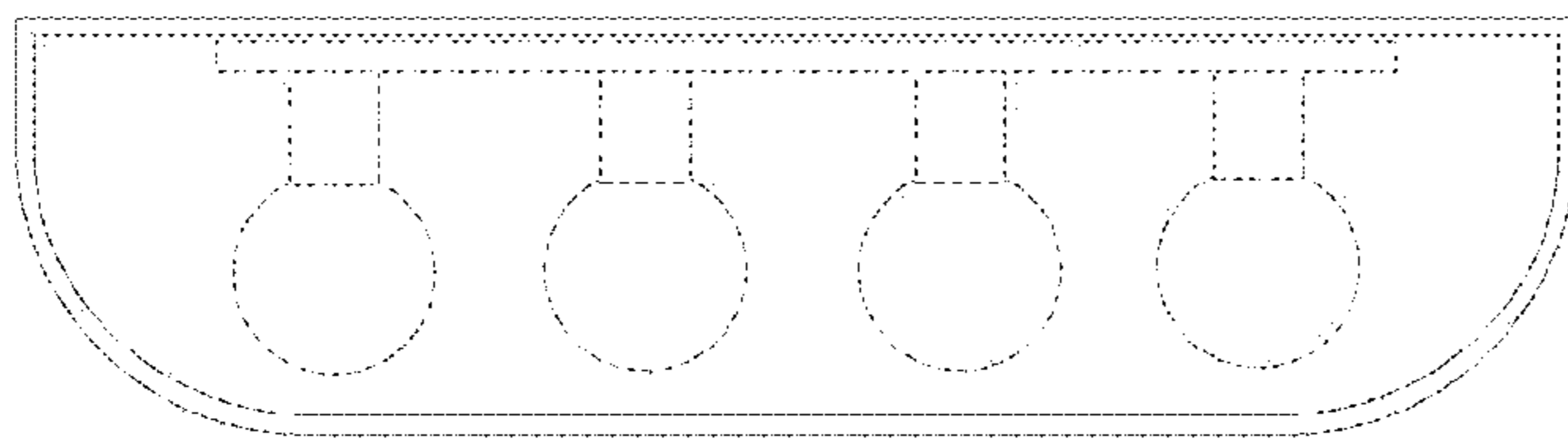


Fig. 2




Fig. 5




Fig. 3



Fig. 6

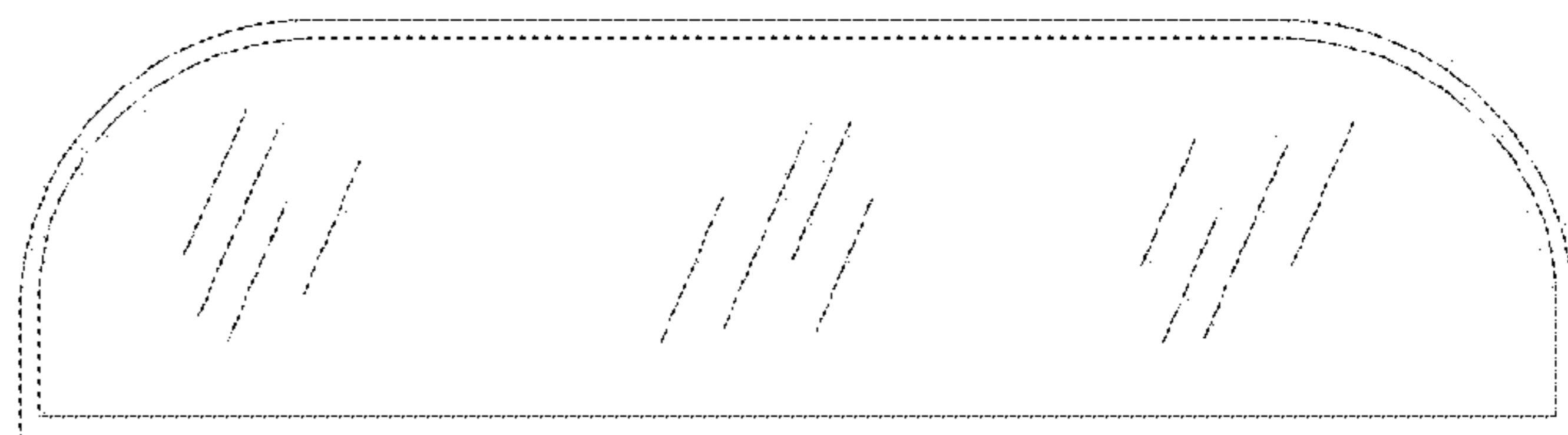


Fig. 7

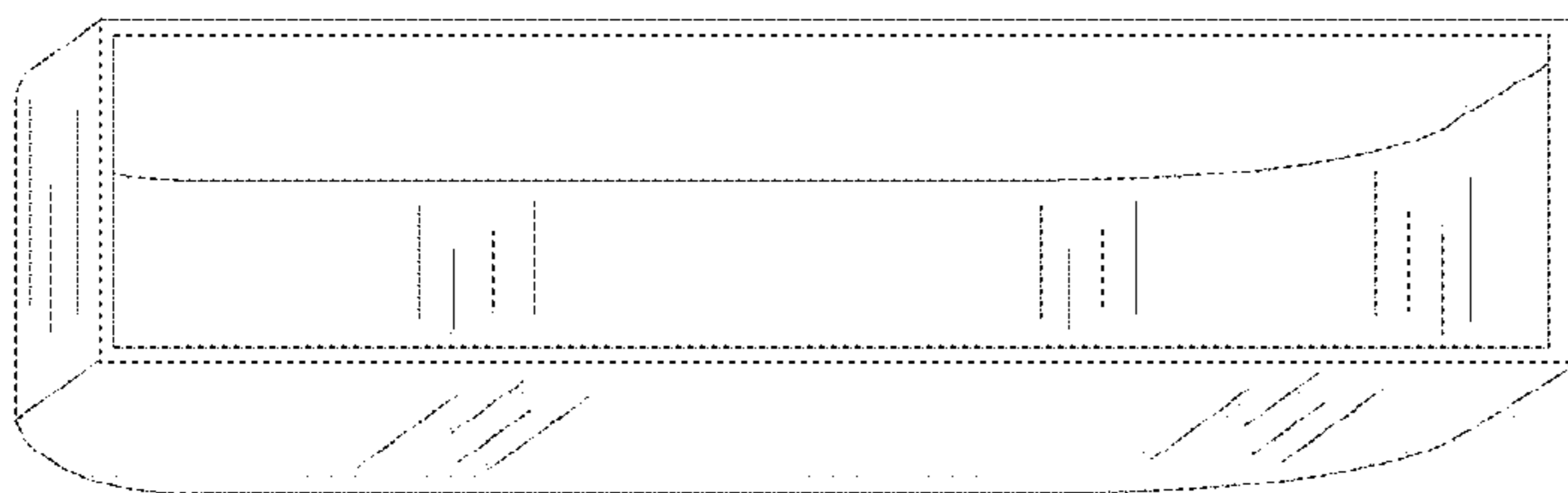


Fig. 8