



US00D695442S

(12) **United States Design Patent**
Speier et al.

(10) **Patent No.:** **US D695,442 S**

(45) **Date of Patent:** **** Dec. 10, 2013**

(54) **CEILING TILE WITH LUMINAIRE**

(71) Applicant: **Quarkstar LLC**, Las Vegas, NV (US)

(72) Inventors: **Ingo Speier**, Saanichton (CA); **Wilson Dau**, Calgary (CA)

(73) Assignee: **Quarkstar LLC**, Las Vegas, NV (US)

(**) Term: **14 Years**

(21) Appl. No.: **29/452,839**

(22) Filed: **Apr. 22, 2013**

(51) **LOC (9) Cl.** **26-05**

(52) **U.S. Cl.**
USPC **D26/74**

(58) **Field of Classification Search**
USPC D26/74, 113, 118, 119, 120, 122, 138,
D26/141, 24, 58, 59, 67, 72, 75, 76, 77, 78,
D26/79, 80, 81, 82, 83, 84, 85, 86, 88, 89,
D26/90, 91, 93, 105; 362/364, 365, 366,
362/145, 146, 147, 148, 150, 151, 152, 153,
362/153.1, 217.06, 217.07, 219, 294,
362/296.01, 311.07, 311.09
See application file for complete search history.

(56) **References Cited**

U.S. PATENT DOCUMENTS

D200,824 S *	4/1965	Hammes	D23/328
D288,007 S *	1/1987	Jonas et al.	D26/51
D411,031 S *	6/1999	Conn et al.	D26/118
D533,956 S *	12/2006	Vladika	D26/118
D592,347 S *	5/2009	Trott et al.	D26/74
D592,348 S *	5/2009	Trott et al.	D26/74
D601,741 S *	10/2009	Trott et al.	D26/74
D614,338 S *	4/2010	Sieczkowski et al.	D26/74

D625,878 S *	10/2010	Sabernig	D26/85
D628,335 S *	11/2010	Hyland	D26/74
D628,733 S *	12/2010	Cobb et al.	D26/74
D652,559 S *	1/2012	Beghelli	D26/74
D682,457 S *	5/2013	Watt	D26/74
2013/0039050 A1	2/2013	Dau et al.	
2013/0208495 A1	8/2013	Dau et al.	

FOREIGN PATENT DOCUMENTS

WO WO2013023008 A1 2/2013

* cited by examiner

Primary Examiner — Angela J Lee

(74) *Attorney, Agent, or Firm* — Fish & Richardson P.C.

(57) **CLAIM**

The ornamental design for a ceiling tile with luminaire, as shown and described.

DESCRIPTION

FIG. 1 is a perspective view of our ceiling tile with luminaire, as seen looking up from any of four points of perspective equally spaced about a compass.

FIG. 2 is a front view of the ceiling tile with luminaire.

FIG. 3 is a back view of the ceiling tile with luminaire.

FIG. 4 is a right side view of the ceiling tile with luminaire.

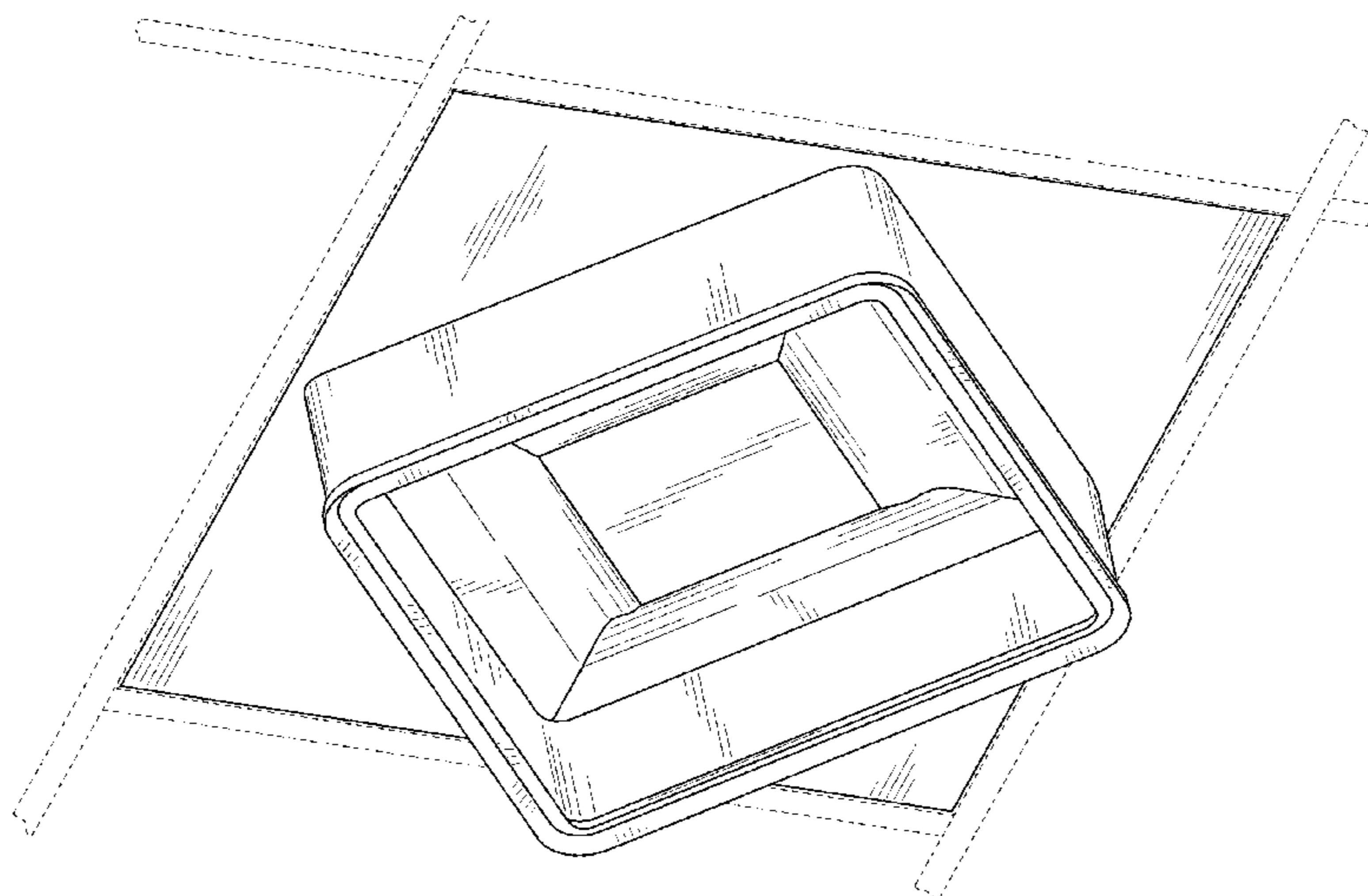
FIG. 5 is a left side view of the ceiling tile with luminaire.

FIG. 6 is a top view of the ceiling tile with luminaire.

FIG. 7 is a bottom view of the ceiling tile with luminaire; and, FIG. 8 illustrates the profile of the inner surfaces of the luminaire of FIG. 1, as taken in any vertical plane perpendicular to a side of the luminaire and crossing the inner plateau surface of the luminaire.

The broken (dash) lines illustrate environmental features that form no part of the claimed design. The broken (dot-dash) lines indicate boundaries of the claimed design.

1 Claim, 6 Drawing Sheets



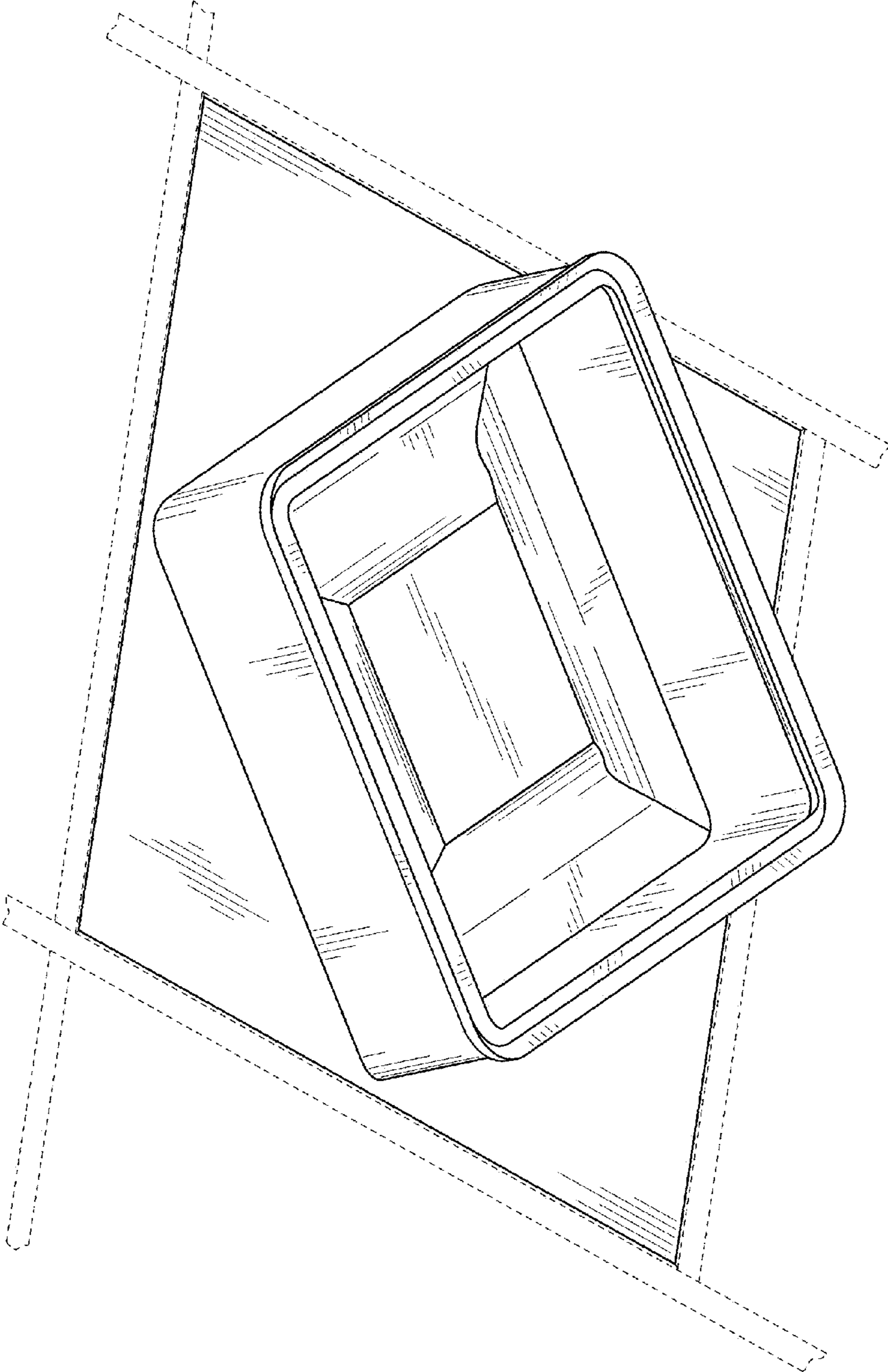


FIG. 1

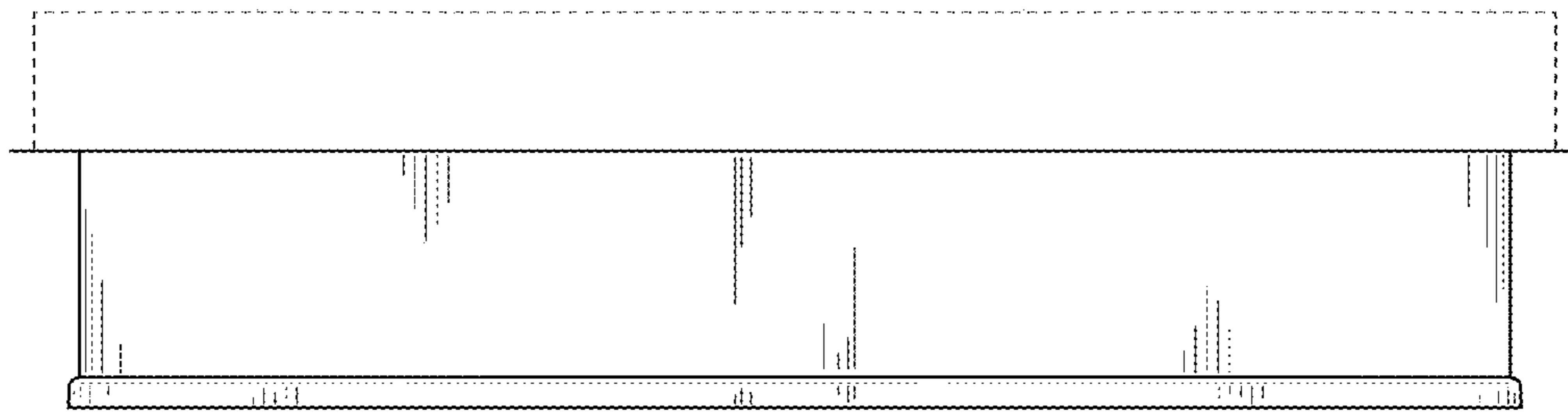


FIG. 2

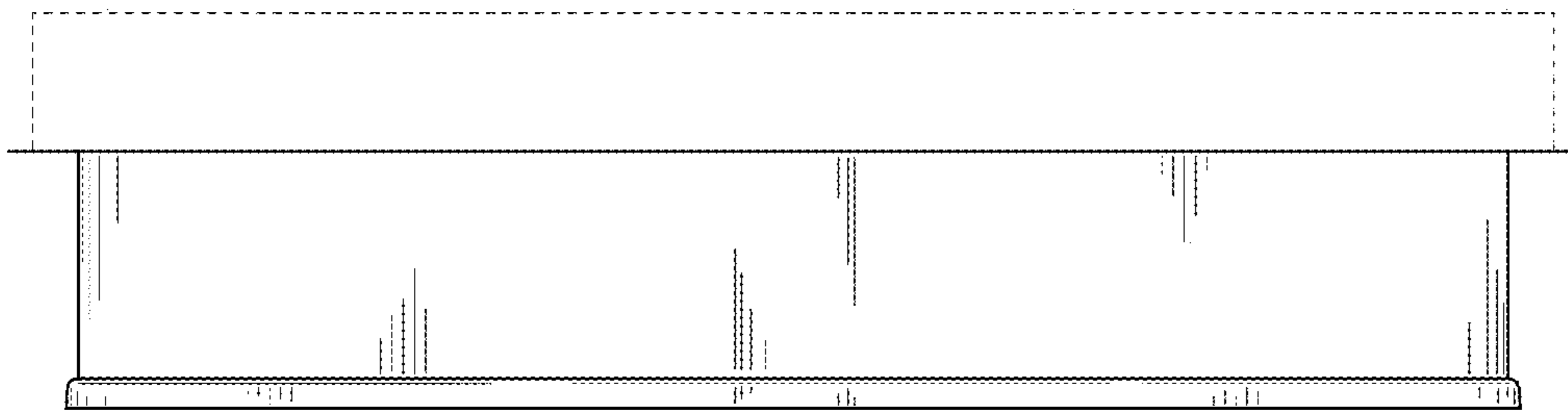


FIG. 3

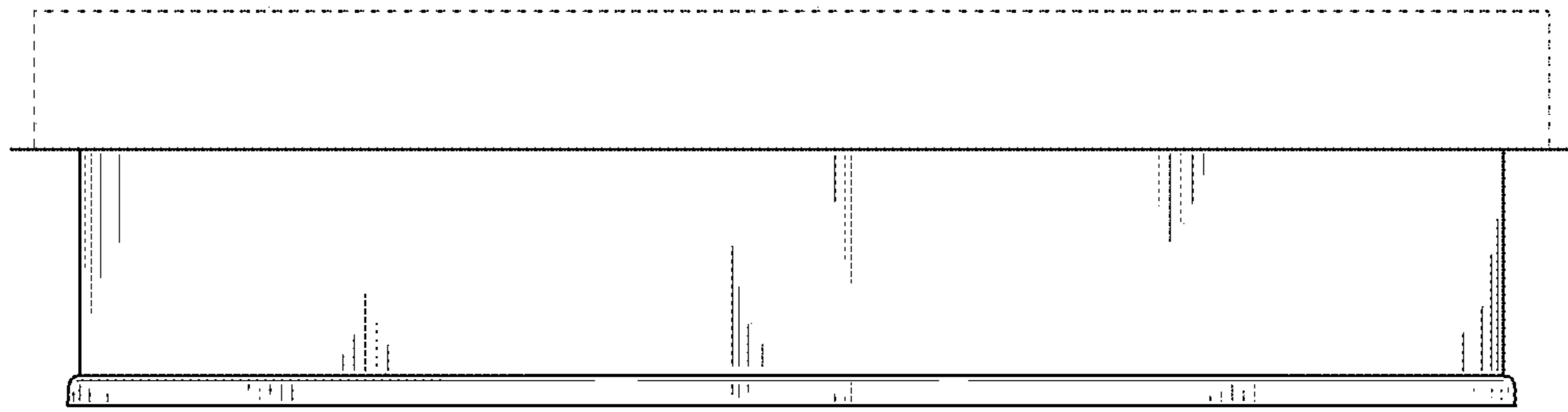


FIG. 4

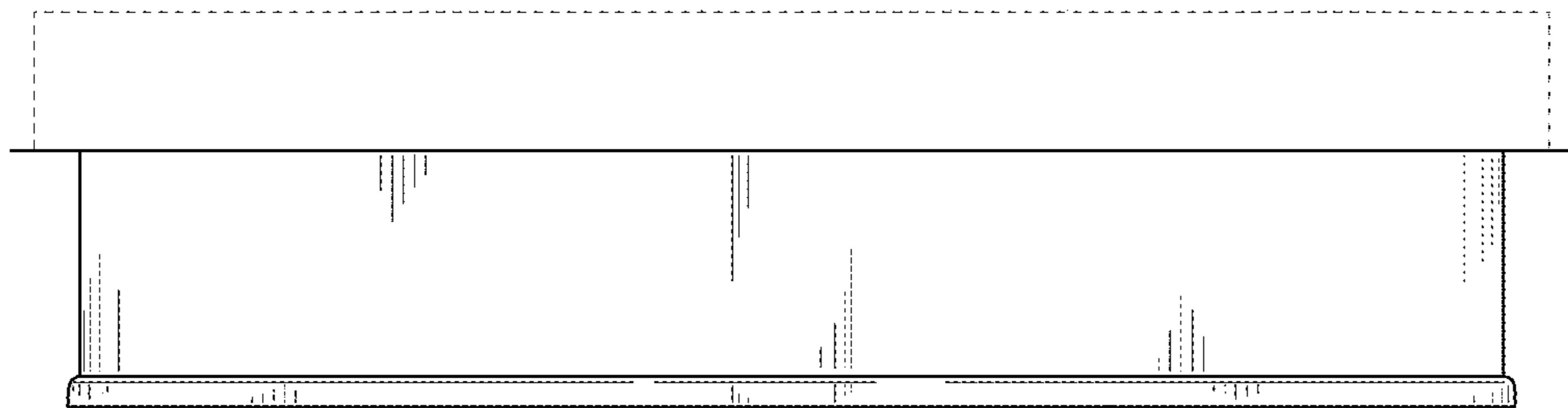


FIG. 5

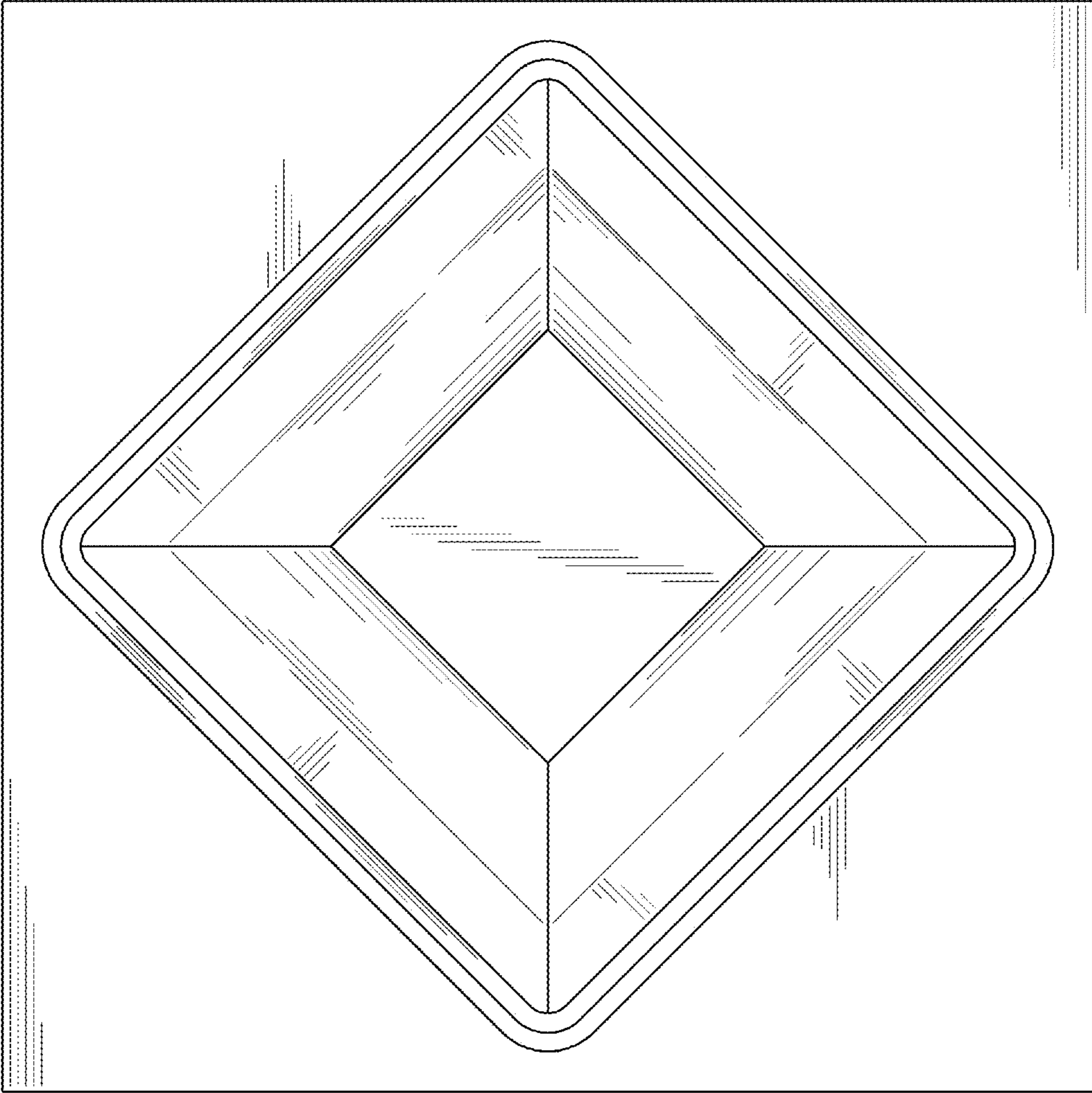


FIG. 6




FIG. 7

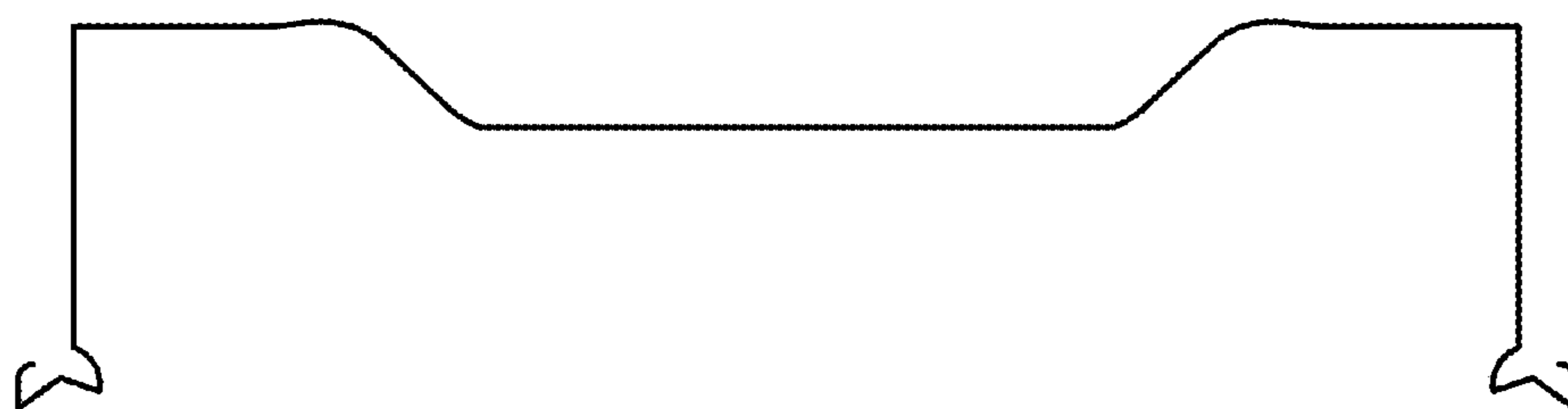


FIG. 8