

US00D695414S

(12) **United States Design Patent**
Matsuura

(10) **Patent No.:** **US D695,414 S**

(45) **Date of Patent:** **** Dec. 10, 2013**

(54) **EJACULATION PROMOTION APPARATUS**

(75) **Inventor:** **Tsutomu Matsuura**, Nakano-ku (JP)

(73) **Assignee:** **Tenga Co., Ltd.**, Nakano-ku (JP)

(**) **Term:** **14 Years**

(21) **Appl. No.:** **29/395,461**

(22) **Filed:** **Jan. 26, 2012**

(30) **Foreign Application Priority Data**

Jul. 27, 2011 (JP) D2011-017195

(51) **LOC (9) Cl.** **28-03**

(52) **U.S. Cl.**
USPC **D24/215**

(58) **Field of Classification Search**
USPC D24/200, 211, 212, 213, 214, 215;
601/114, 120, 121, 124, 125, 130, 131,
601/134, 135, 136, 137

See application file for complete search history.

(56) **References Cited**

U.S. PATENT DOCUMENTS

D248,668 S * 7/1978 Brehm D24/211
4,807,603 A * 2/1989 Yasui 601/121
D390,966 S * 2/1998 Huang D24/211
D429,819 S * 8/2000 Coolidge D24/215
D488,232 S * 4/2004 Nan D24/215
D514,226 S * 1/2006 Nan D24/215

D567,957 S * 4/2008 Critchley D24/215
D639,442 S * 6/2011 Chandler D24/190
D652,527 S * 1/2012 Marshall D24/215
2003/0114781 A1 * 6/2003 Beaty et al. 601/135

* cited by examiner

Primary Examiner — Sandra Snapp

(74) *Attorney, Agent, or Firm* — Masuvalley & Partners

(57) **CLAIM**

The ornamental design for an ejaculation promotion apparatus, as shown and described.

DESCRIPTION

FIG. 1 is a perspective view of the ejaculation promotion apparatus according to the invention;
FIG. 2 is a front elevation view of the ejaculation promotion apparatus of FIG. 1;
FIG. 3 is a rear elevation view of the ejaculation promotion apparatus of FIG. 1;
FIG. 4 is a left side elevation view of the ejaculation promotion apparatus of FIG. 1;
FIG. 5 is a right side elevation view of the ejaculation promotion apparatus of FIG. 1;
FIG. 6 is a top plan view of the ejaculation promotion apparatus of FIG. 1; and,
FIG. 7 is a bottom plan view of the ejaculation promotion apparatus of FIG. 1.

The broken lines shown in the drawings are for illustrative purposes only and form no part of the claimed design.

1 Claim, 6 Drawing Sheets

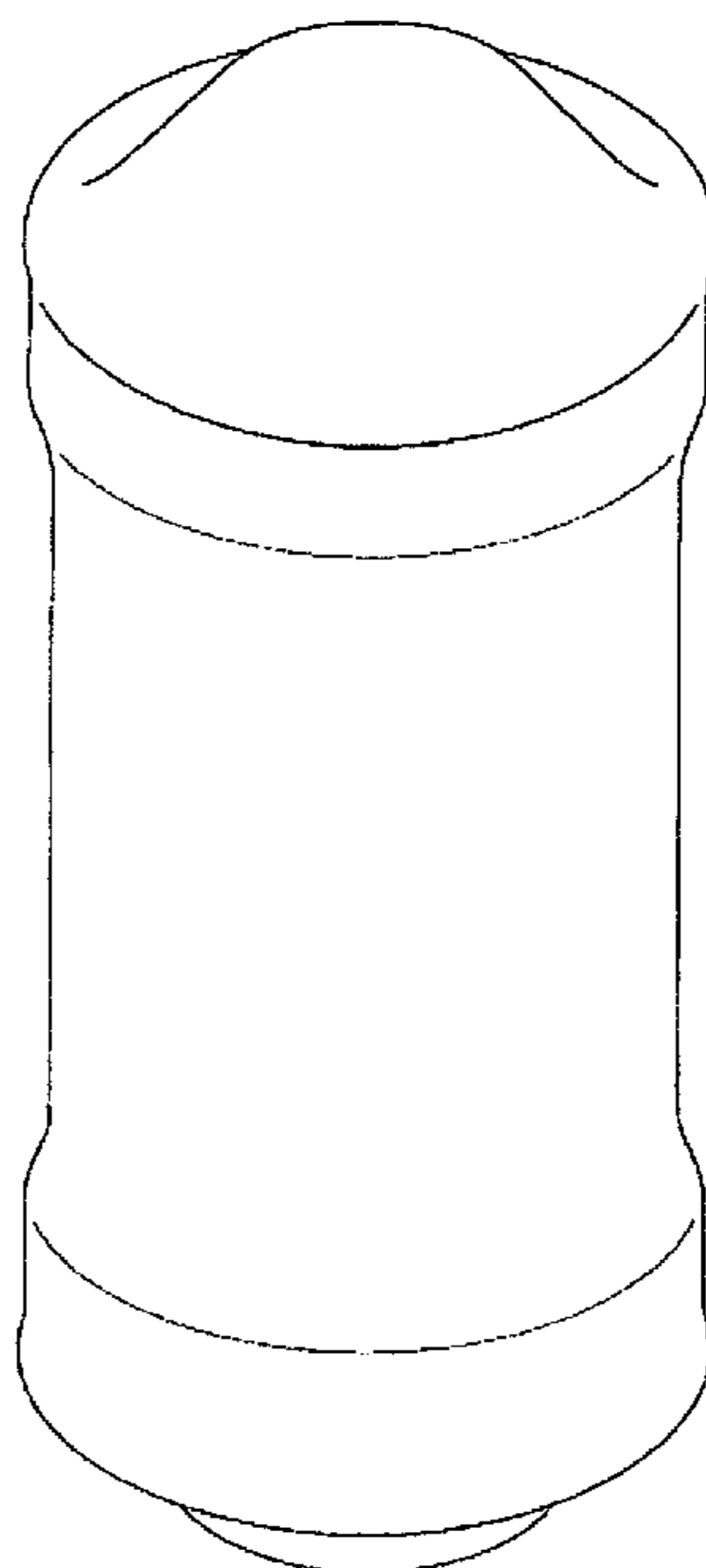


Fig.1

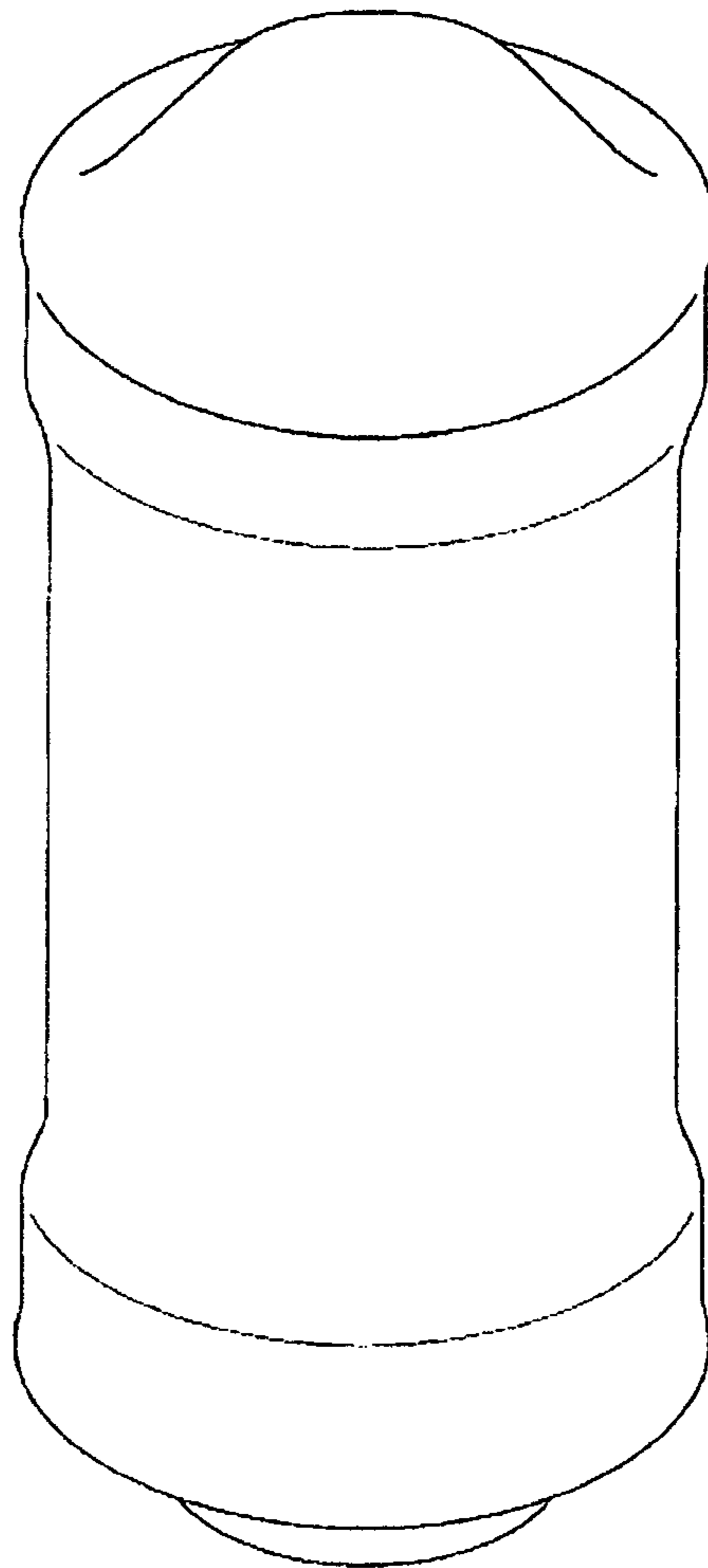


Fig.2




Fig.3




Fig.4




Fig.5




Fig.6




Fig.7

