

US00D695399S

(12) **United States Design Patent**
Sadot et al.

(10) **Patent No.:** **US D695,399 S**
(45) **Date of Patent:** **** Dec. 10, 2013**

(54) **SKIN TREATMENT APPLICATOR**

(75) Inventors: **Avner Sadot**, Tel-Aviv (IL); **Omar Kotzer**, Tel-Aviv (IL); **Sahar Batsry**, Tel-Aviv (IL); **Sivan Postelnick**, Marietta, GA (US); **Daniel Keidar**, Tel-Aviv (IL)

(73) Assignee: **Infuse AS Ltd.**, Tel-Aviv (IL)

(**) Term: **14 Years**

(21) Appl. No.: **29/407,689**

(22) Filed: **Dec. 1, 2011**

(30) **Foreign Application Priority Data**

Aug. 26, 2011 (EM) 001908716

(51) **LOC (9) Cl.** **24-02**

(52) **U.S. Cl.**
USPC **D24/133**; D24/186; D24/187; D28/7

(58) **Field of Classification Search**
USPC D24/186, 187, 200, 214, 133, 144;
D28/7-8; 607/95, 115, 142, 145, 150,
607/151; 601/18, 21; 604/22
See application file for complete search history.

(56) **References Cited**

U.S. PATENT DOCUMENTS

3,424,165 A * 1/1969 Moss 607/150
D285,116 S * 8/1986 Hoff D24/214
5,086,788 A * 2/1992 Castel et al. 607/150
D351,660 S * 10/1994 Ichikawa et al. D24/214
D405,532 S * 2/1999 Melendez D24/200
6,119,038 A * 9/2000 Cook 607/3

6,801,808 B2 * 10/2004 Lee 607/76
D510,139 S * 9/2005 Gilad et al. D24/186
D616,990 S * 6/2010 Suzuki D24/186
D622,401 S * 8/2010 Suzuki D24/187
D634,849 S * 3/2011 Kanokogi et al. D24/187
D638,134 S * 5/2011 Nikitzuk et al. D24/215
D679,021 S * 3/2013 Tani et al. D24/187
D681,820 S * 5/2013 Shinohara et al. D24/186
D681,825 S * 5/2013 Shinohara et al. D24/186
D682,433 S * 5/2013 Shinohara et al. D24/186
D685,100 S * 6/2013 Shinohara et al. D24/186
2008/0046027 A1 * 2/2008 Cook et al. 607/50

* cited by examiner

Primary Examiner — Jennifer Rivard

(74) *Attorney, Agent, or Firm* — Pearl Cohen Zedek Latzer Baratz, LLP

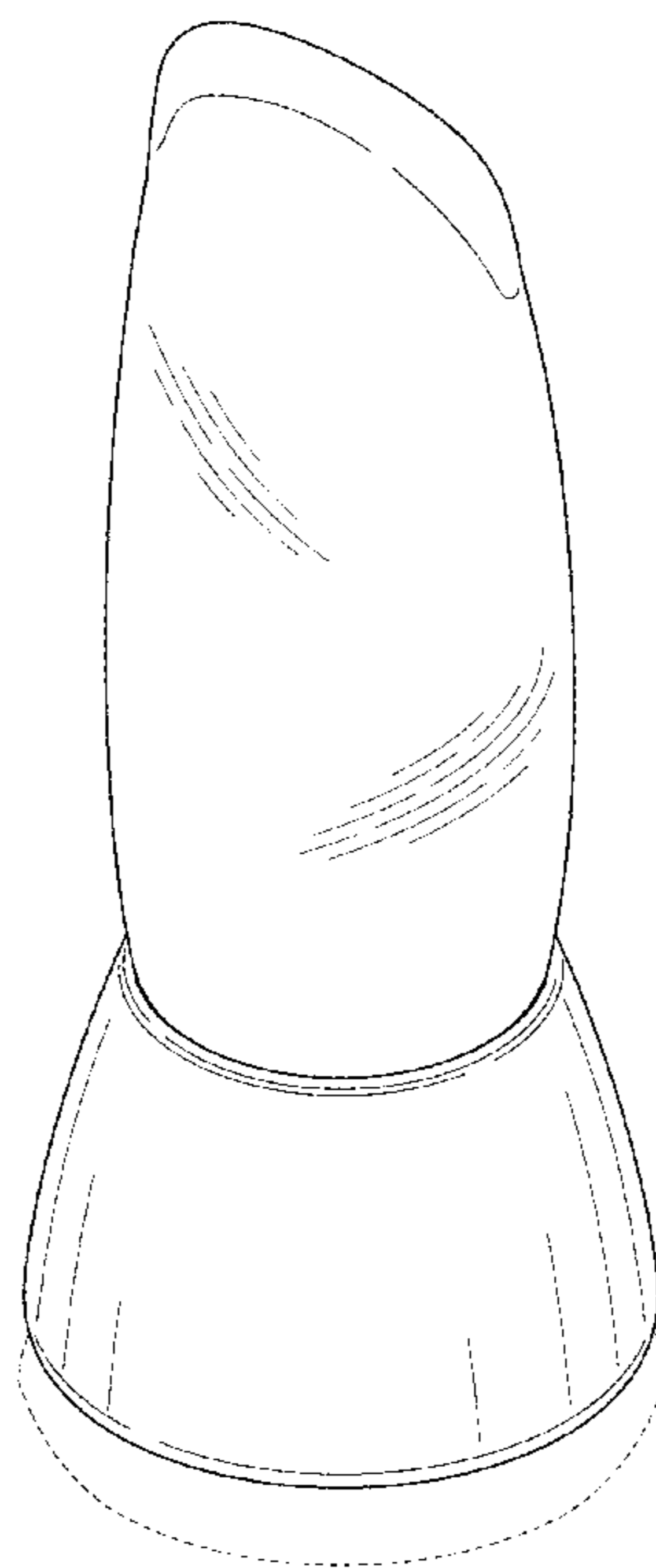
(57) **CLAIM**

The ornamental design for a skin treatment applicator, as shown and described.

DESCRIPTION

FIG. 1 shows a top, front, right side perspective view of the skin treatment applicator;
FIG. 2 shows a front elevational view of the skin treatment applicator, the back view being identical thereto;
FIG. 3 shows a left side elevational view of the skin treatment applicator, the right side being identical thereto;
FIG. 4 shows a top plan view of the skin treatment applicator;
and,
FIG. 5 shows a bottom plan view of the skin treatment applicator.
The broken lines depict environment features and form no part of the claimed design.

1 Claim, 3 Drawing Sheets



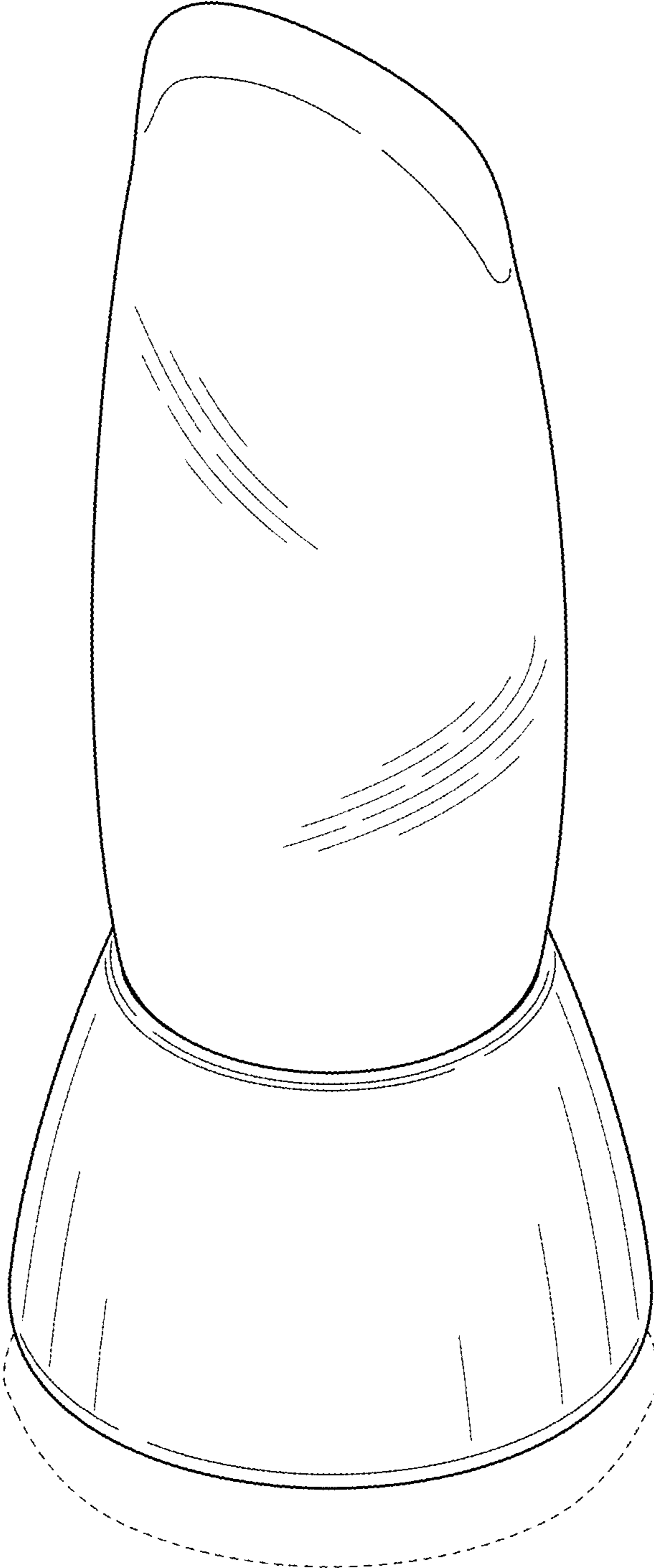


FIG. 1

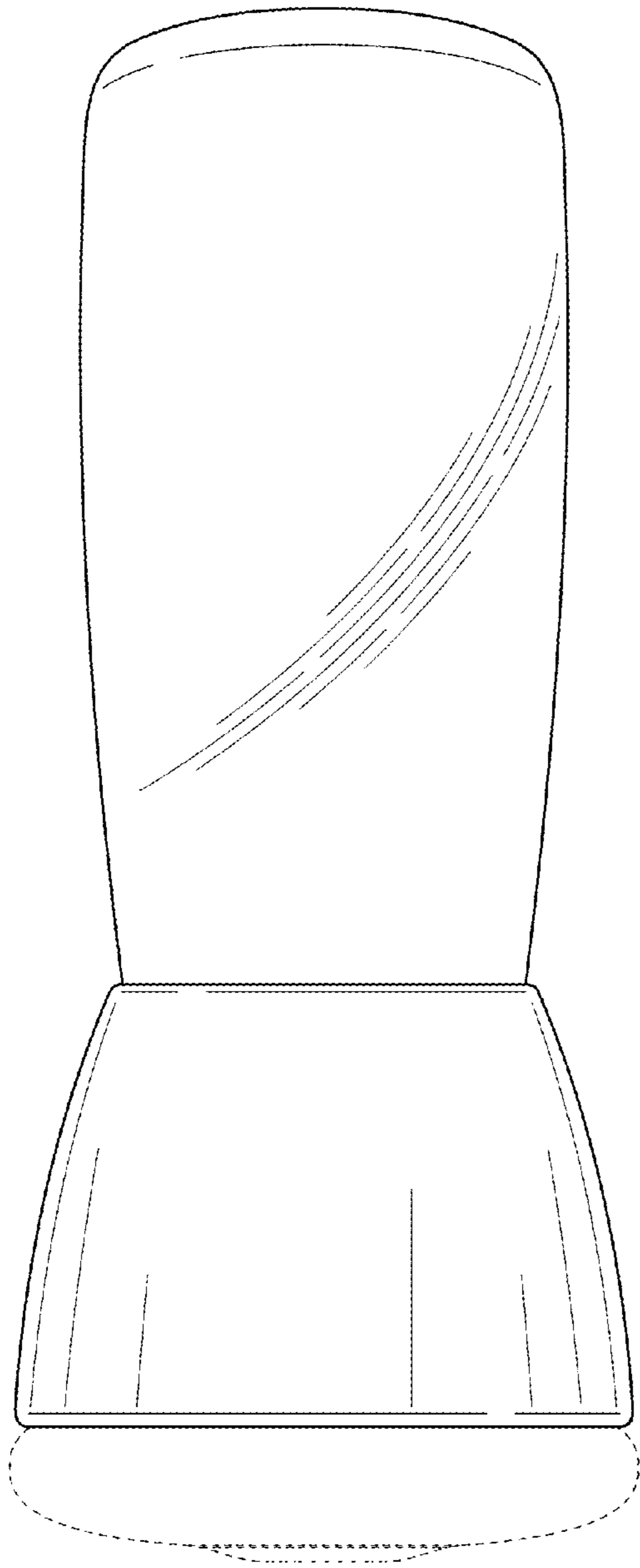


FIG. 2

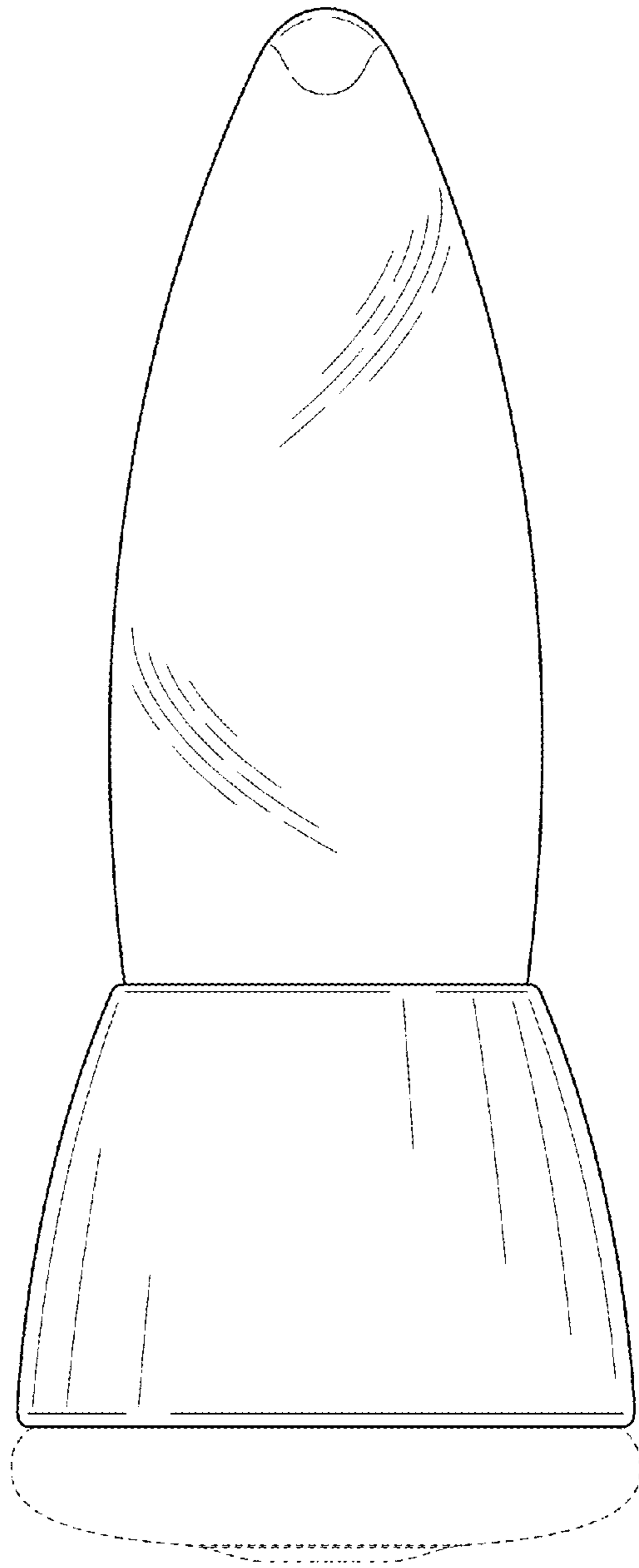


FIG. 3

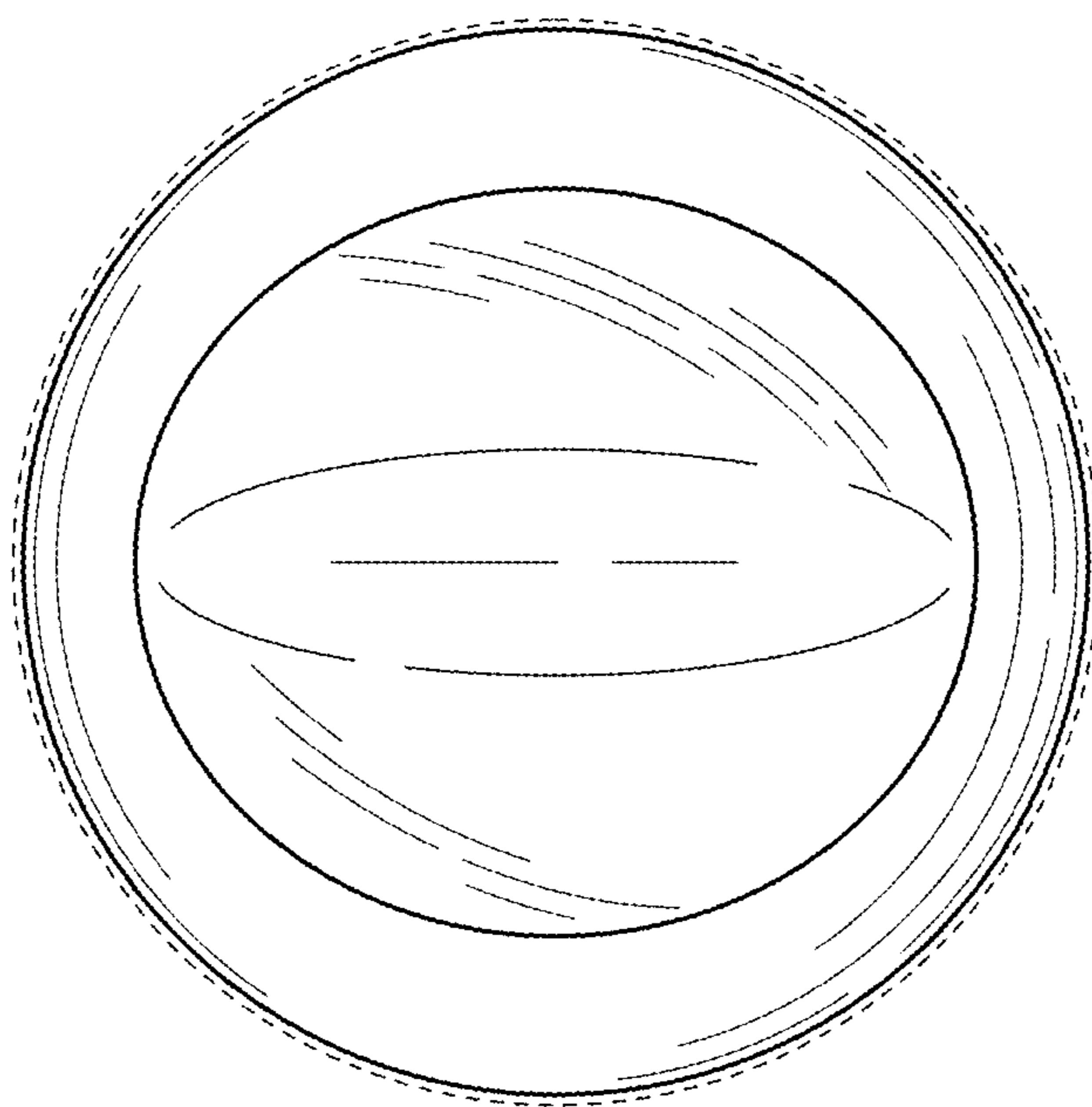


FIG. 4

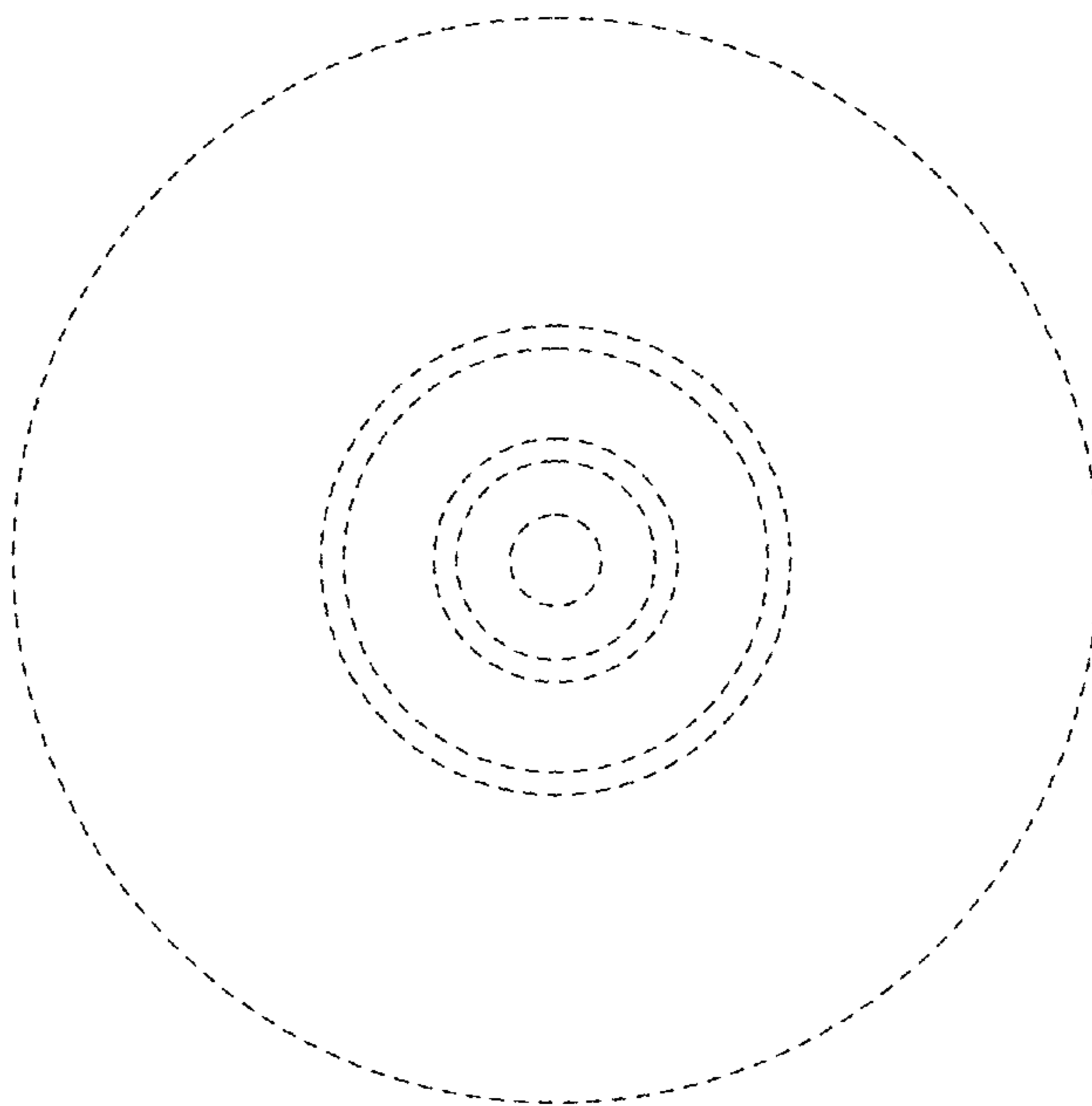


FIG. 5