



US00D695395S

(12) **United States Design Patent**
Tani et al.

(10) **Patent No.:** **US D695,395 S**

(45) **Date of Patent:** **** Dec. 10, 2013**

(54) **SYRINGE**

(71) Applicant: **Panasonic Corporation**, Osaka (JP)

(72) Inventors: **Ryosuke Tani**, Ehime (JP); **Masaki Takemoto**, Ehime (JP); **Tamotsu Senda**, Ehime (JP)

(73) Assignee: **Panasonic Corporation**, Osaka (JP)

(**) Term: **14 Years**

(21) Appl. No.: **29/439,718**

(22) Filed: **Dec. 14, 2012**

(30) **Foreign Application Priority Data**

Jul. 2, 2012 (JP) 2012-015585

(51) **LOC (9) Cl.** **24-02**

(52) **U.S. Cl.**
USPC **D24/113**

(58) **Field of Classification Search**

USPC D24/112–114, 133, 186, 104, 130, 127,
D24/158, 209; 606/181, 185; 604/264, 272,
604/115, 232, 187, 158, 164.08, 192, 263,
604/163, 181, 184, 198, 227, 207; 600/309,
600/318, 322, 368, 583, 345; D10/46, 75,
D10/78

See application file for complete search history.

(56) **References Cited**

U.S. PATENT DOCUMENTS

D400,808 S * 11/1998 Schwan D10/78
D479,325 S 9/2003 Tyce
D479,598 S 9/2003 Tyce
D479,746 S 9/2003 Tyce

D515,952 S * 2/2006 Chang D10/78
D549,830 S * 8/2007 Behar et al. D24/186
D551,350 S * 9/2007 Lorimer et al. D24/186
D585,315 S * 1/2009 Chang D10/78
D586,677 S * 2/2009 Nothacker et al. D10/78
D590,063 S * 4/2009 Garthoff et al. D24/186
D621,731 S * 8/2010 Goody et al. D10/78
D626,651 S * 11/2010 Brauer et al. D24/169
D682,718 S * 5/2013 Azuma D10/78
D683,248 S * 5/2013 Marzynski D10/78
D684,073 S * 6/2013 Elrod et al. D10/78
D684,876 S * 6/2013 Laurino et al. D10/78

* cited by examiner

Primary Examiner — David Muller

(74) *Attorney, Agent, or Firm* — Panasonic Patent Center

(57) **CLAIM**

We claim the ornamental design for a syringe, as shown and described.

DESCRIPTION

FIG. 1 is a top perspective view of a syringe of the present invention;

FIG. 2 is a bottom perspective view thereof;

FIG. 3 is a front view thereof;

FIG. 4 is a rear view thereof;

FIG. 5 is a first side view thereof;

FIG. 6 is a second side view thereof;

FIG. 7 is a top view thereof; and,

FIG. 8 is a bottom view thereof.

The dash dot lines immediately adjacent to the claimed areas in the views represent the boundaries of the claimed design.

The dashed lines in the figures illustrate the portions of the design that form no part of the claimed design. None of the broken lines form any part of the claimed design.

1 Claim, 8 Drawing Sheets

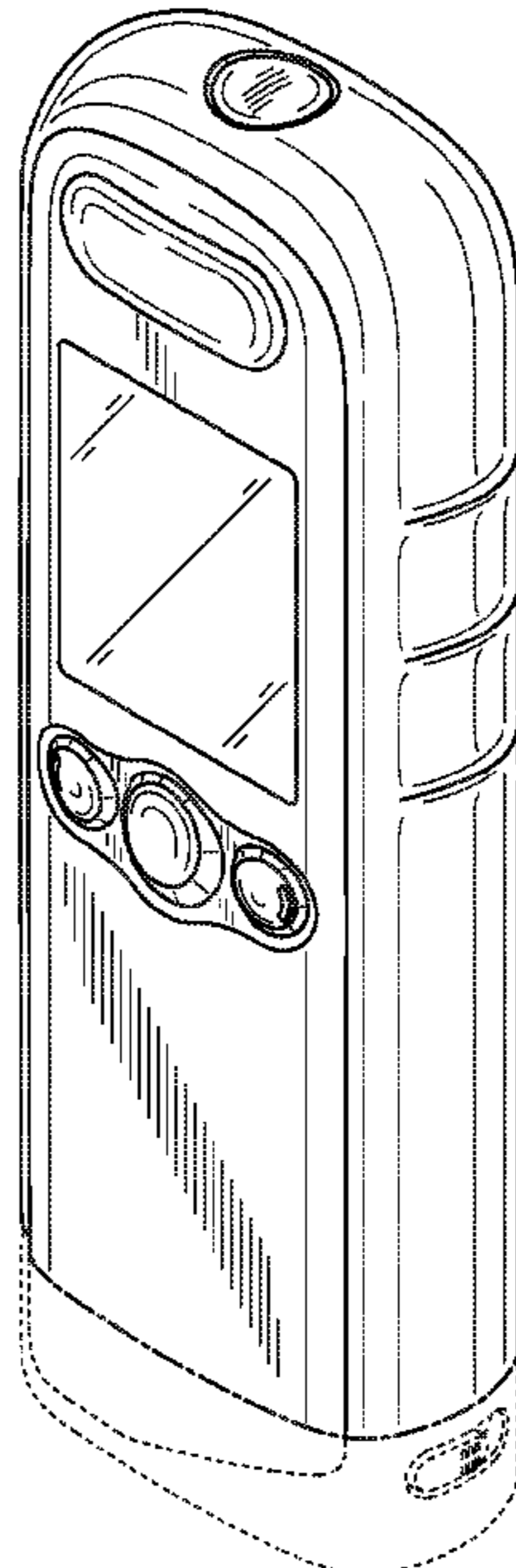


FIG. 1

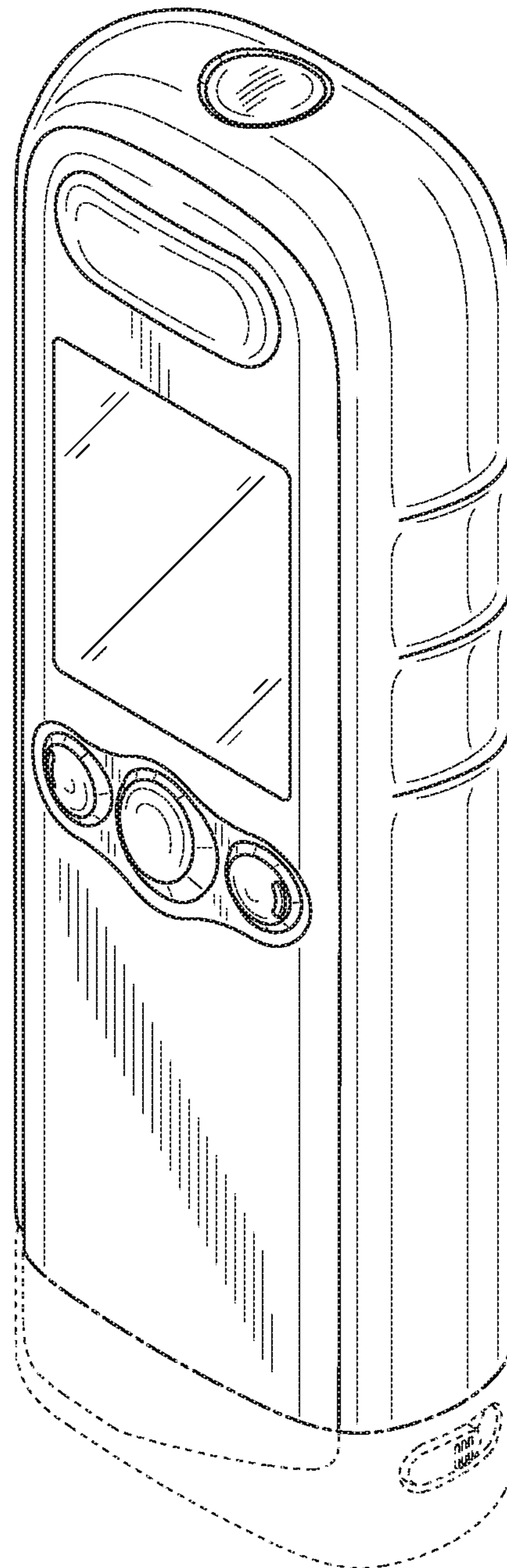


FIG. 2

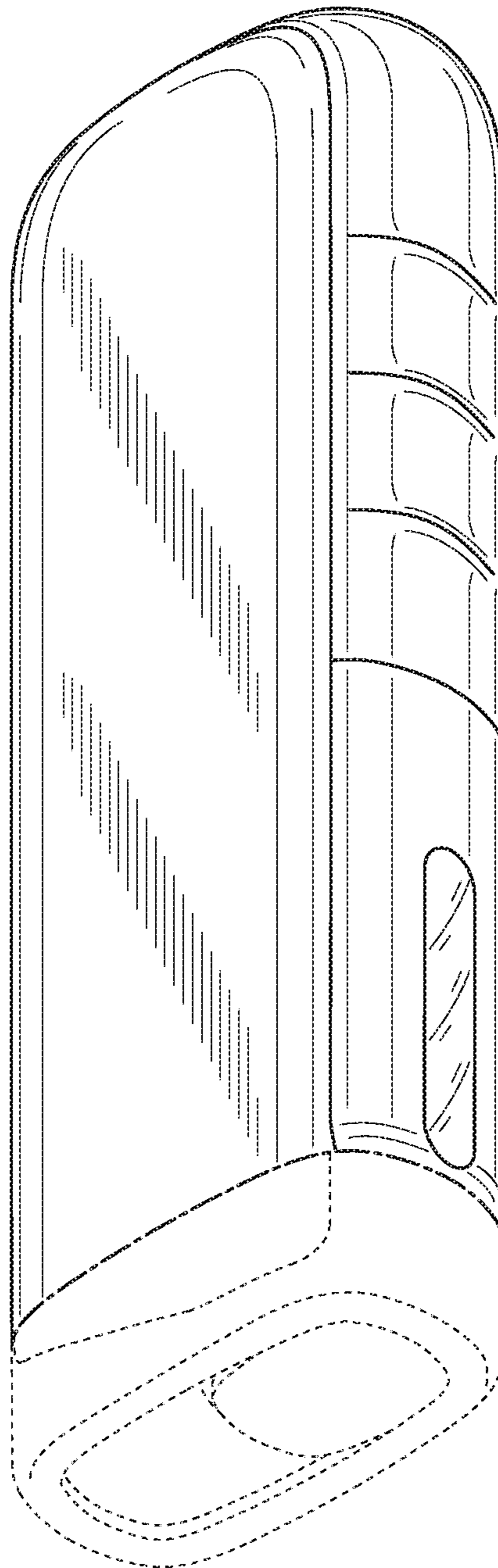


FIG. 3

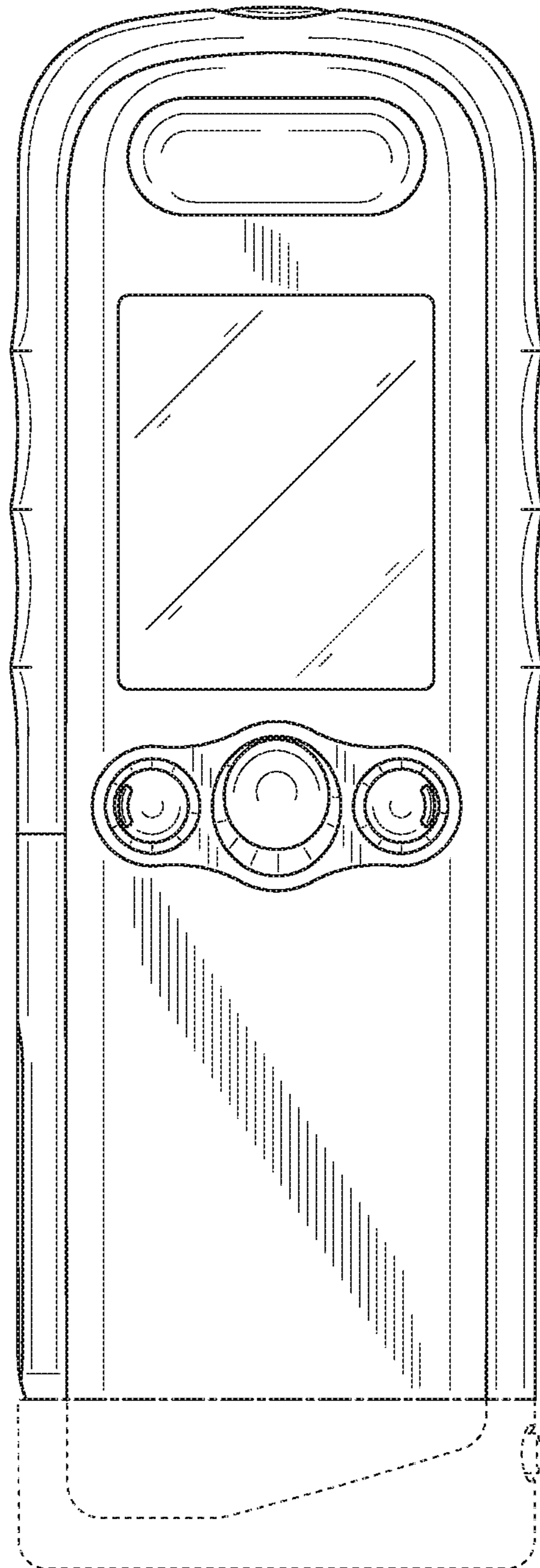


FIG. 4




FIG. 5




FIG. 6

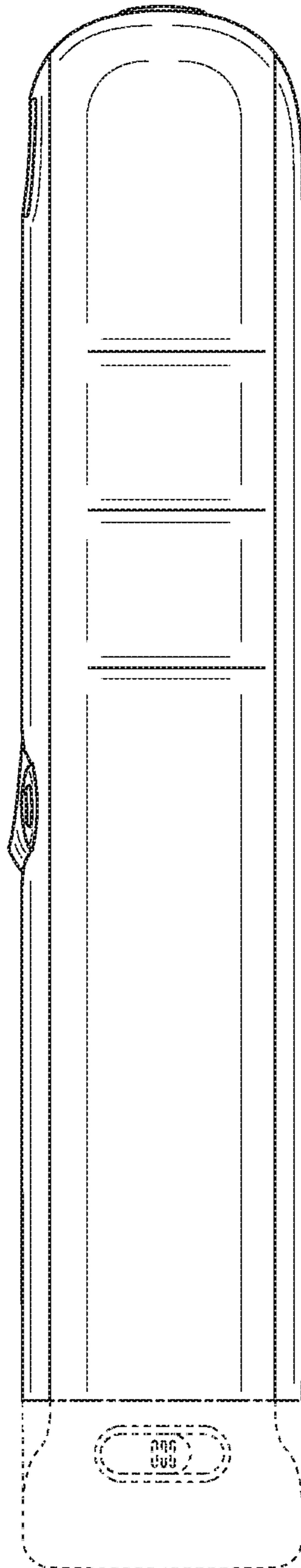


FIG. 7

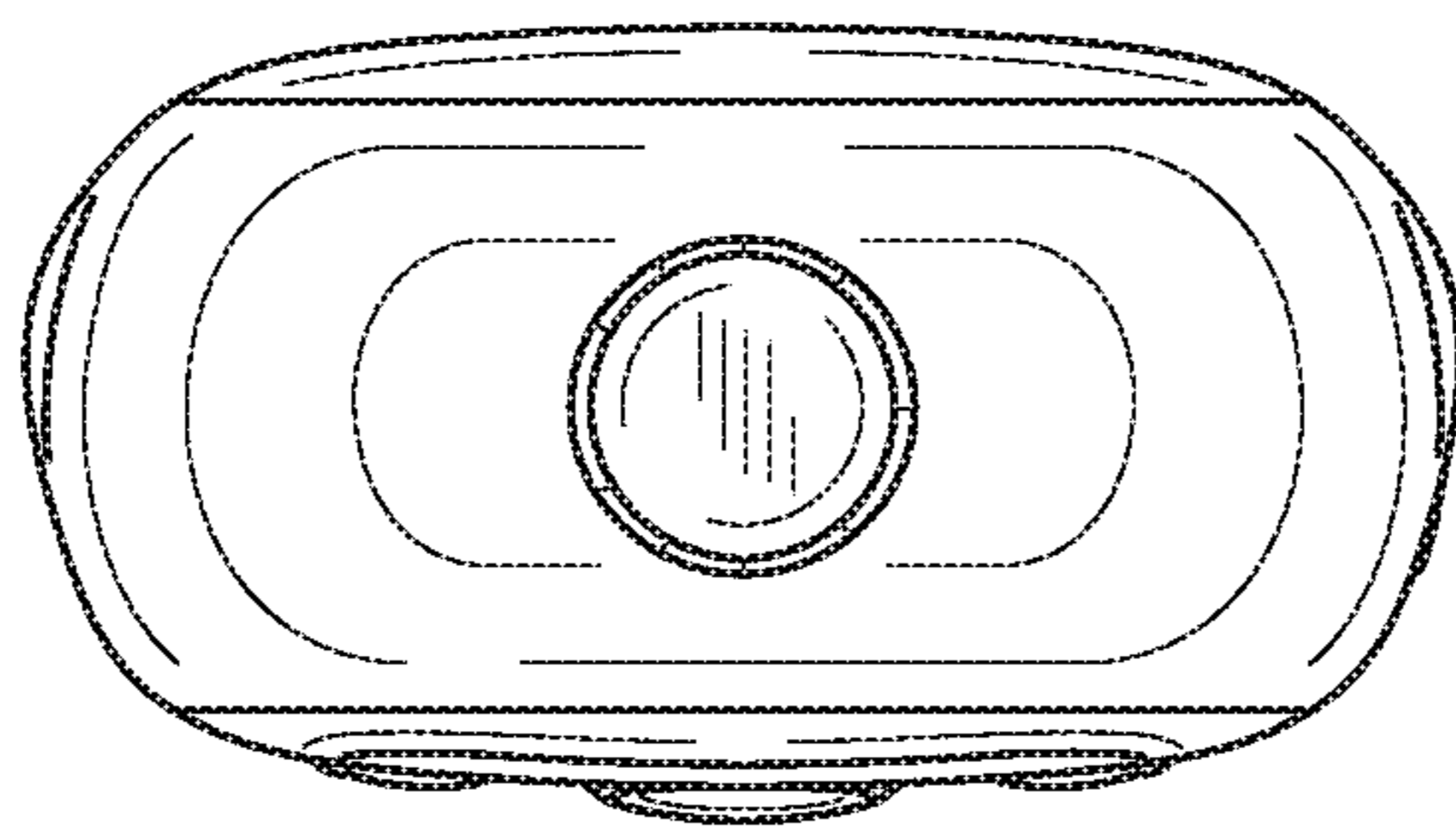


FIG. 8

