



US00D695394S

(12) **United States Design Patent**
Takemoto et al.

(10) **Patent No.:** **US D695,394 S**

(45) **Date of Patent:** **** Dec. 10, 2013**

(54) **SYRINGE**

(71) Applicant: **Panasonic Corporation**, Osaka (JP)

(72) Inventors: **Masaki Takemoto**, Ehime (JP);
Ryosuke Tani, Ehime (JP); **Tamotsu Senda**, Ehime (JP)

(73) Assignee: **Panasonic Corporation**, Osaka (JP)

(**) Term: **14 Years**

(21) Appl. No.: **29/439,717**

(22) Filed: **Dec. 14, 2012**

(30) **Foreign Application Priority Data**

Jul. 2, 2012 (JP) 2012-015584

(51) **LOC (9) Cl.** **24-02**

(52) **U.S. Cl.**
USPC **D24/113**

(58) **Field of Classification Search**
USPC D24/112-114, 133, 186, 104, 130, 127,
D24/158, 209; 606/181, 185, 264, 272, 115,
606/232, 187, 158, 164.08, 192, 263, 163,
606/184, 198, 227, 207; 600/309, 318, 322,
600/368, 583, 345; D10/46, 75, 78
See application file for complete search history.

(56) **References Cited**

U.S. PATENT DOCUMENTS

D362,910 S * 10/1995 Creaghan, Jr. D24/186
D400,808 S * 11/1998 Schwan D10/57
D476,078 S * 6/2003 Pavlu et al. D24/114
D479,325 S 9/2003 Tyce

D479,598 S 9/2003 Tyce
D479,746 S 9/2003 Tyce
D515,952 S * 2/2006 Chang D10/78
D545,438 S * 6/2007 Huang et al. D24/186
D547,859 S * 7/2007 Choi D24/113
D551,350 S * 9/2007 Lorimer et al. D24/186
D579,800 S * 11/2008 Mobley D10/57
D590,063 S * 4/2009 Garthoff et al. D24/186
D621,731 S * 8/2010 Goody et al. D10/78
D684,073 S * 6/2013 Elrod et al. D10/78
D684,876 S * 6/2013 Laurino et al. D10/78
2009/0102455 A1* 4/2009 Worones 324/114

* cited by examiner

Primary Examiner — David Muller

(74) *Attorney, Agent, or Firm* — Panasonic Patent Center

(57) **CLAIM**

We claim the ornamental design for a syringe, as shown and described.

DESCRIPTION

FIG. 1 is a top perspective view of a syringe of the present invention;
FIG. 2 is a bottom perspective view thereof;
FIG. 3 is a front view thereof;
FIG. 4 is a rear view thereof;
FIG. 5 is a first side view thereof;
FIG. 6 is a second side view thereof;
FIG. 7 is a top view thereof; and,
FIG. 8 is a bottom view thereof.

The dash dot lines immediately adjacent to the claimed areas in the views represent the boundaries of the claimed design. The dashed lines in the figures illustrate the portions of the design that form no part of the claimed design. None of the broken lines form any part of the claimed design.

1 Claim, 8 Drawing Sheets

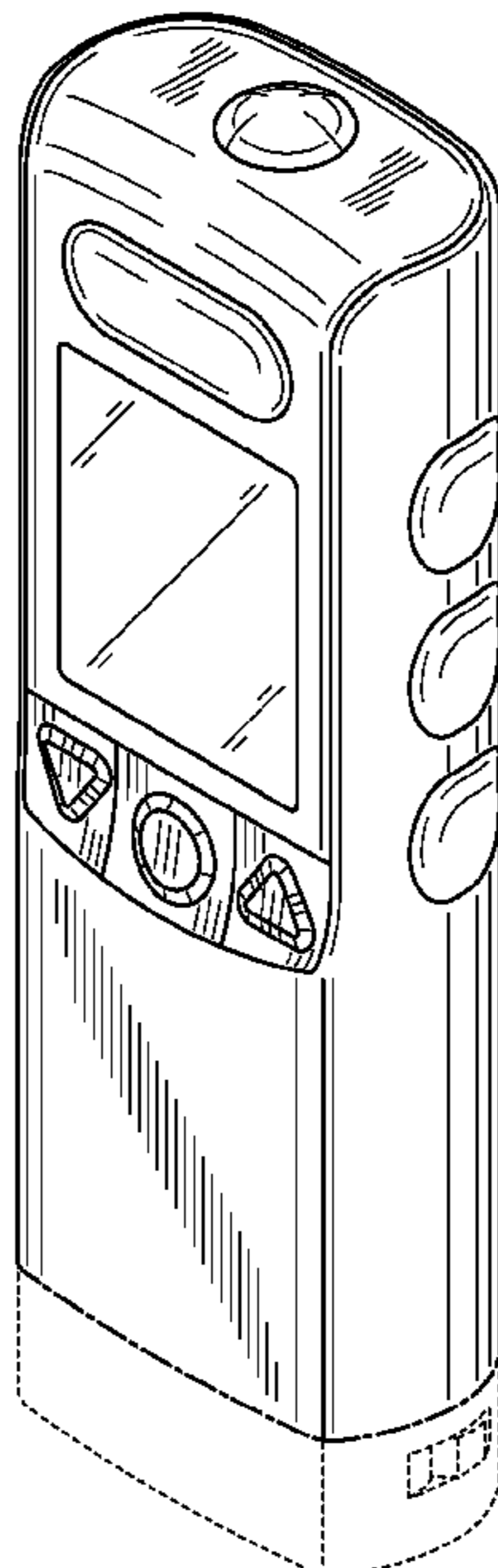


FIG. 1




FIG. 2

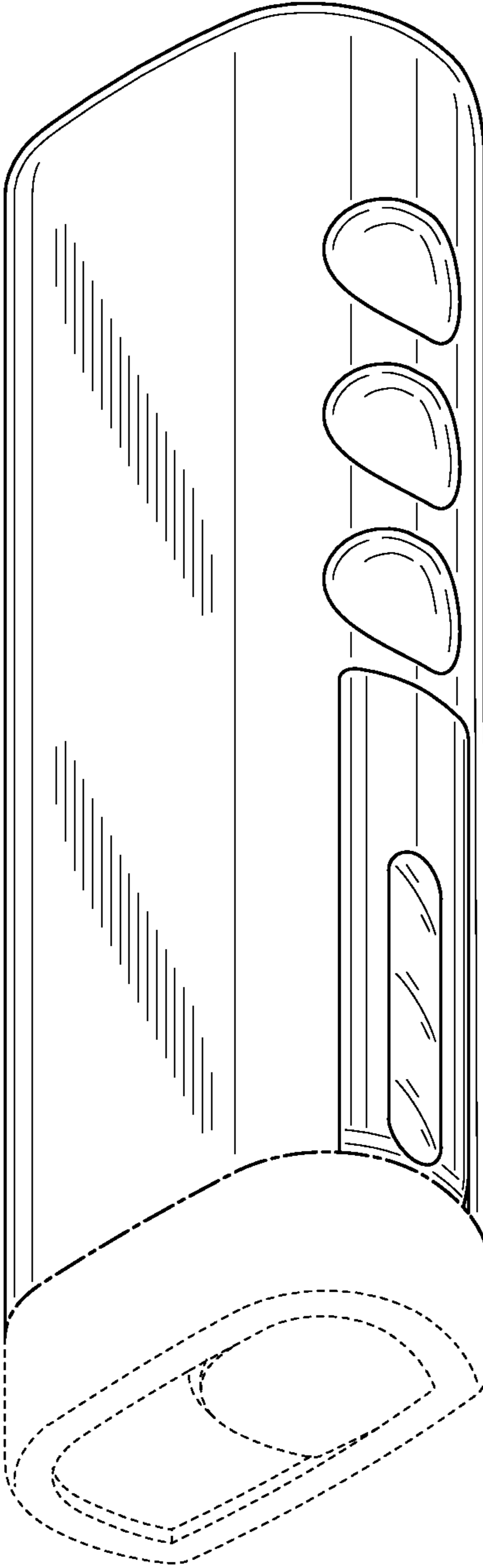


FIG. 3

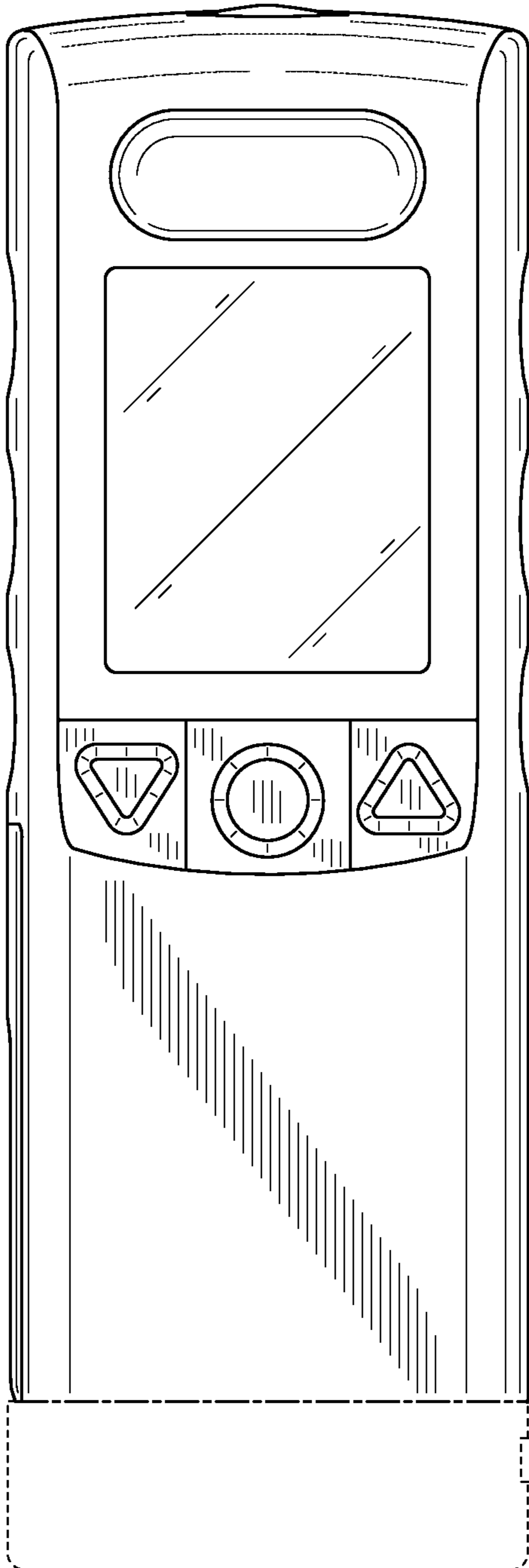


FIG. 4

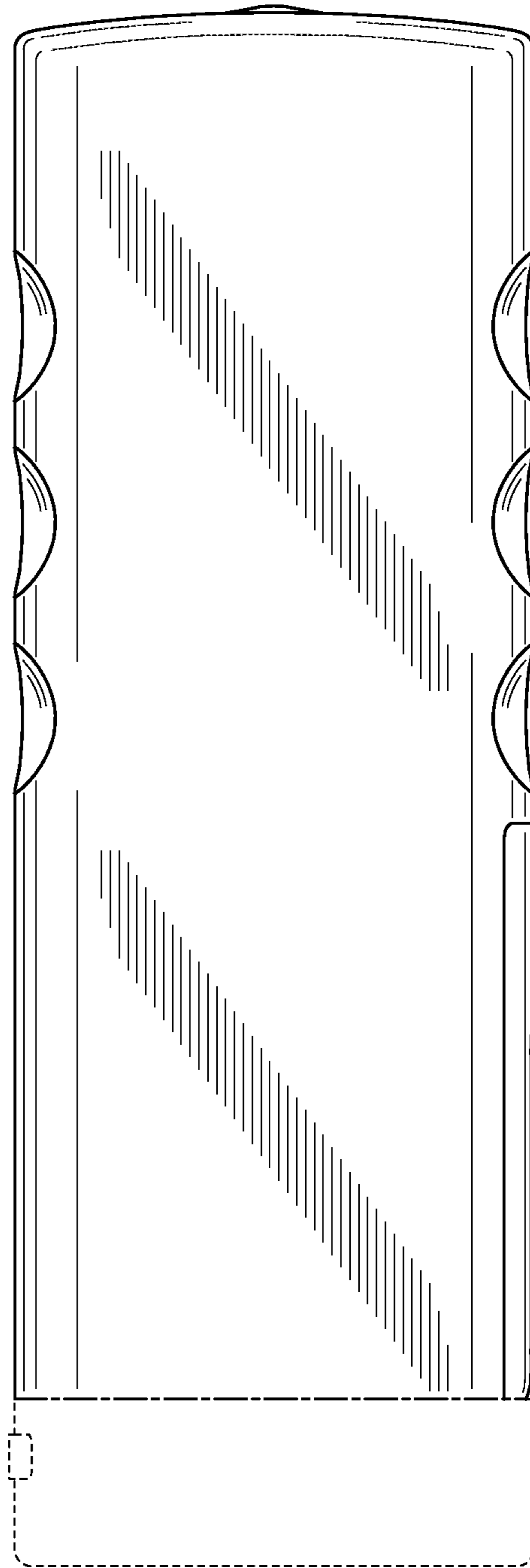


FIG. 5

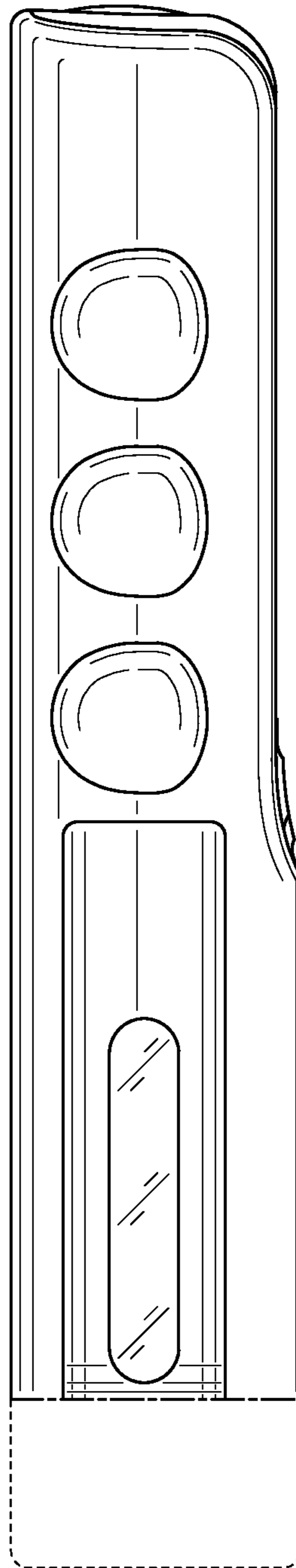


FIG. 6

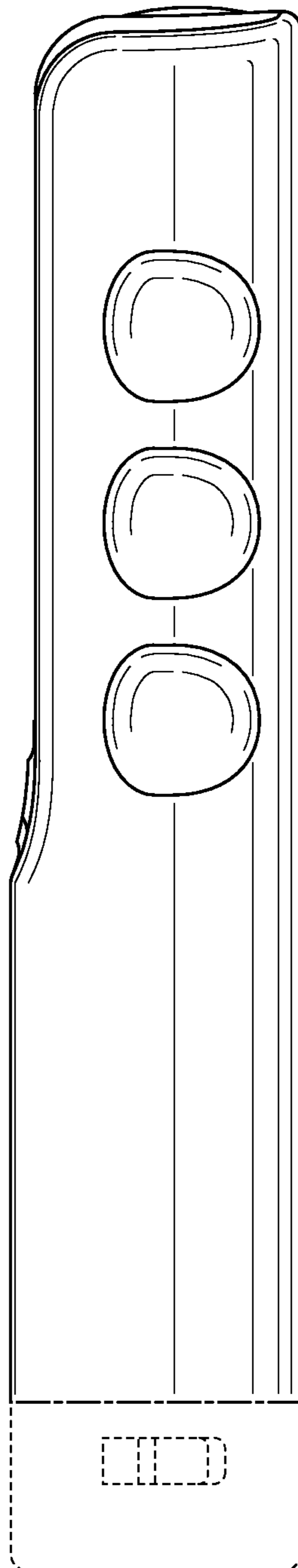


FIG. 7

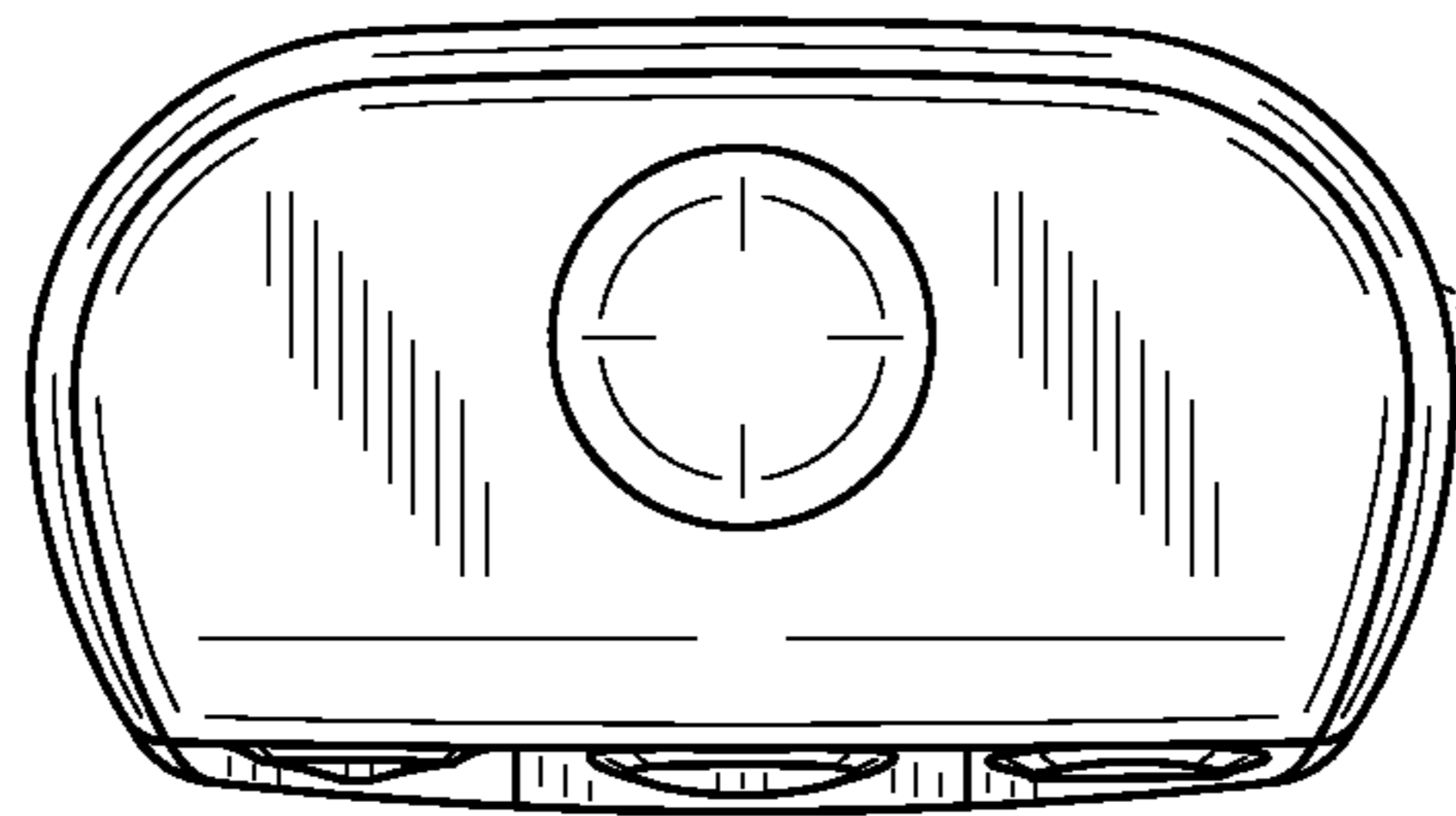


FIG. 8

