



US00D695391S

(12) **United States Design Patent**
Takemoto et al.

(10) **Patent No.:** **US D695,391 S**

(45) **Date of Patent:** **** Dec. 10, 2013**

- (54) **SYRINGE**
- (71) Applicant: **Panasonic Corporation**, Osaka (JP)
- (72) Inventors: **Masaki Takemoto**, Ehime (JP);
Ryosuke Tani, Ehime (JP); **Tamotsu Senda**, Ehime (JP)
- (73) Assignee: **Panasonic Corporation**, Osaka (JP)

D479,746 S *	9/2003	Tyce	D24/114
D547,859 S *	7/2007	Choi	D24/113
D551,350 S *	9/2007	Lorimer et al.	D24/186
D590,063 S *	4/2009	Garthoff et al.	D24/186
D621,731 S *	8/2010	Goody et al.	D10/78
D684,073 S *	6/2013	Elrod et al.	D10/78
D684,876 S *	6/2013	Laurino et al.	D10/78
2009/0102455 A1 *	4/2009	Worones	324/114

- (**) Term: **14 Years**
- (21) Appl. No.: **29/439,593**
- (22) Filed: **Dec. 13, 2012**

FOREIGN PATENT DOCUMENTS

JP	D1441229	5/2012
JP	D1441533	5/2012

* cited by examiner

Primary Examiner — David Muller

(74) *Attorney, Agent, or Firm* — Panasonic Patent Center

- (30) **Foreign Application Priority Data**
Jul. 2, 2012 (JP) 2012-015580
- (51) **LOC (9) Cl.** **24-02**
- (52) **U.S. Cl.**
USPC **D24/113**
- (58) **Field of Classification Search**
USPC D24/112–114, 133, 186, 104, 130, 127,
D24/158, 209; 606/181, 185, 264, 272, 115,
606/232, 187, 158, 164.08, 192, 263, 163,
606/184, 198, 227, 207; 600/309, 318, 322,
600/368, 583, 345; D10/46, 75, 78
See application file for complete search history.

(57) **CLAIM**
We claim the ornamental design for a syringe, as shown and described.

DESCRIPTION

FIG. 1 is a top perspective view of a syringe of the present invention;
FIG. 2 is a bottom perspective view thereof;
FIG. 3 is a front view thereof;
FIG. 4 is a rear view thereof;
FIG. 5 is a first side view thereof;
FIG. 6 is a second side view thereof;
FIG. 7 is a top view thereof; and,
FIG. 8 is a bottom view thereof.
The dash dot lines immediately adjacent to the claimed areas in the views represent the boundaries of the claimed design. The dashed lines in the figures illustrate the portions of the design that form no part of the claimed design. None of the broken lines form any part of the claimed design.

- (56) **References Cited**
U.S. PATENT DOCUMENTS
D362,910 S * 10/1995 Creaghan, Jr. D24/186
D400,808 S * 11/1998 Schwan D10/78
D476,078 S * 6/2003 Pavlu et al. D24/114
D479,325 S * 9/2003 Tyce D24/114
D479,598 S * 9/2003 Tyce D24/114

1 Claim, 8 Drawing Sheets

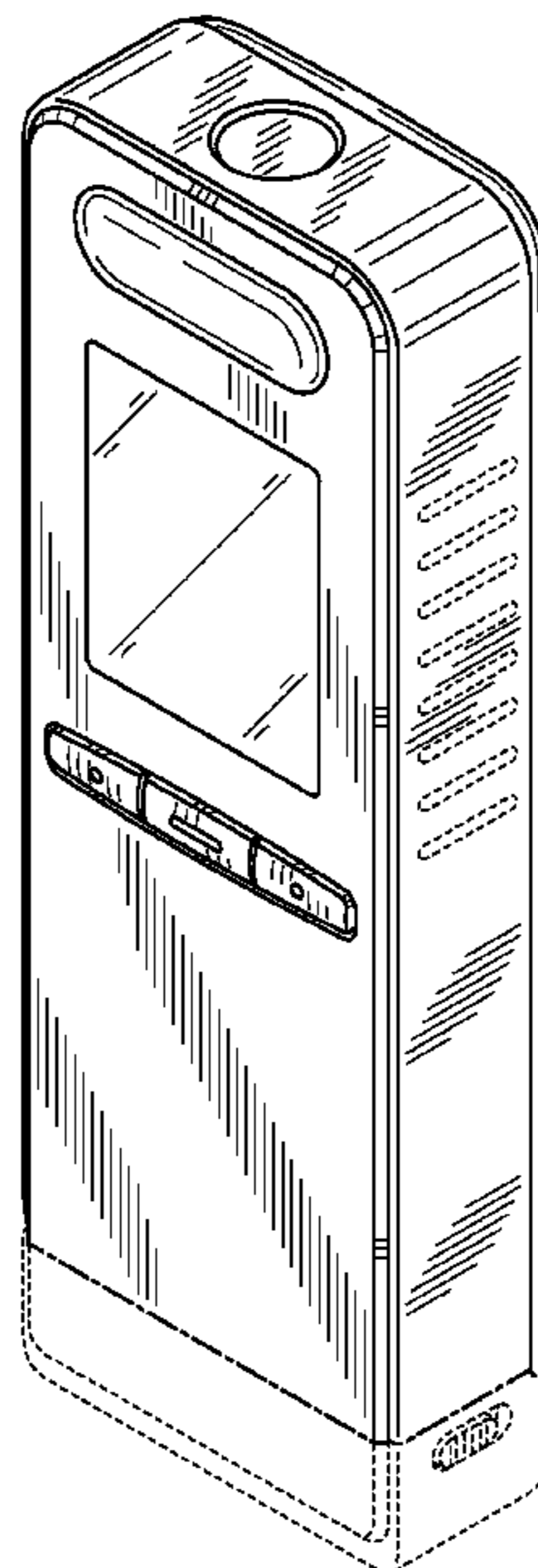


FIG. 1

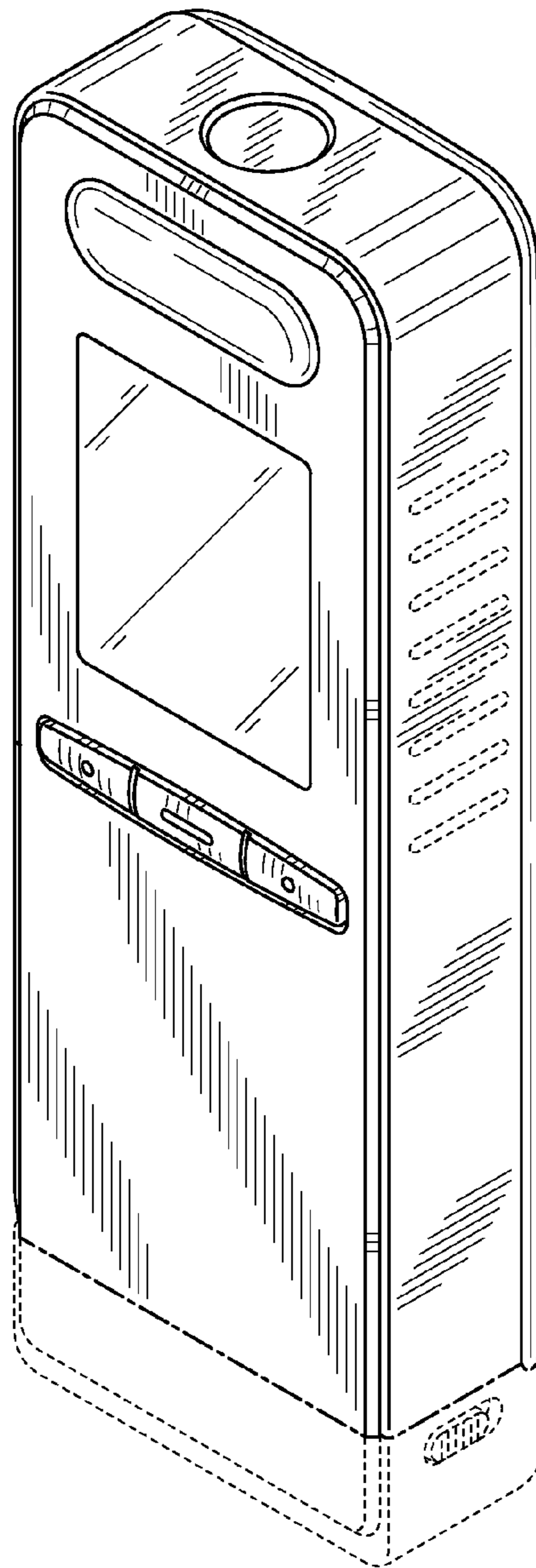


FIG. 2

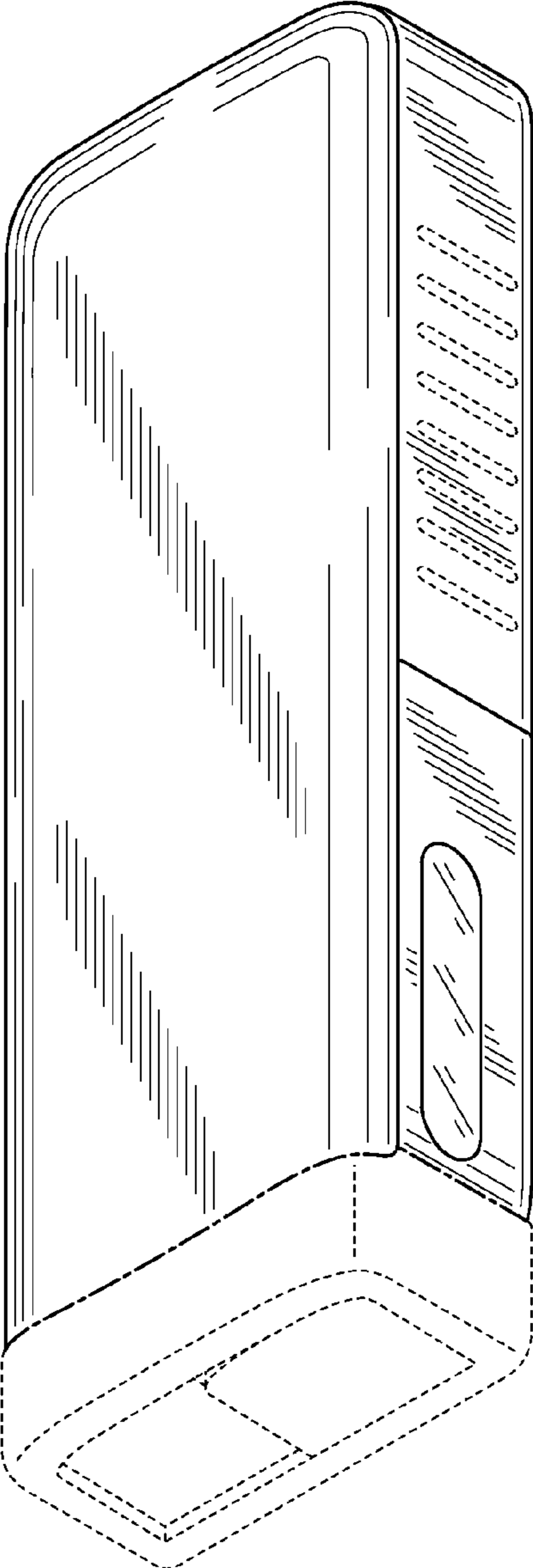


FIG. 3

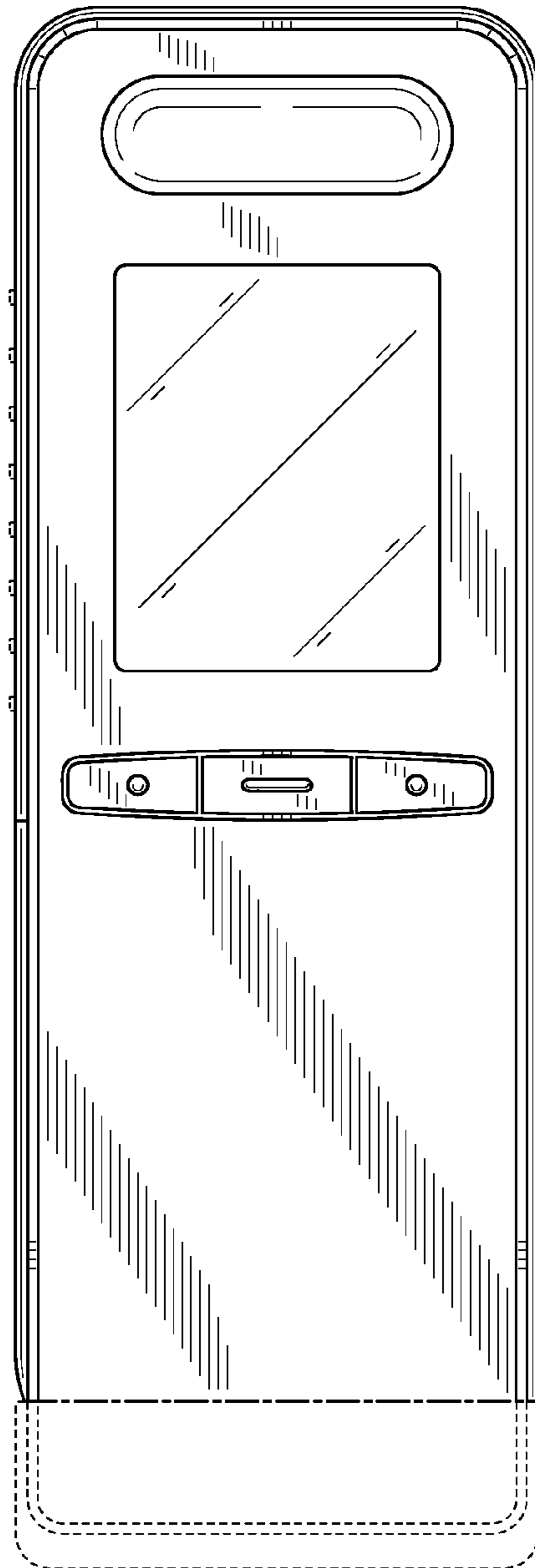


FIG. 4

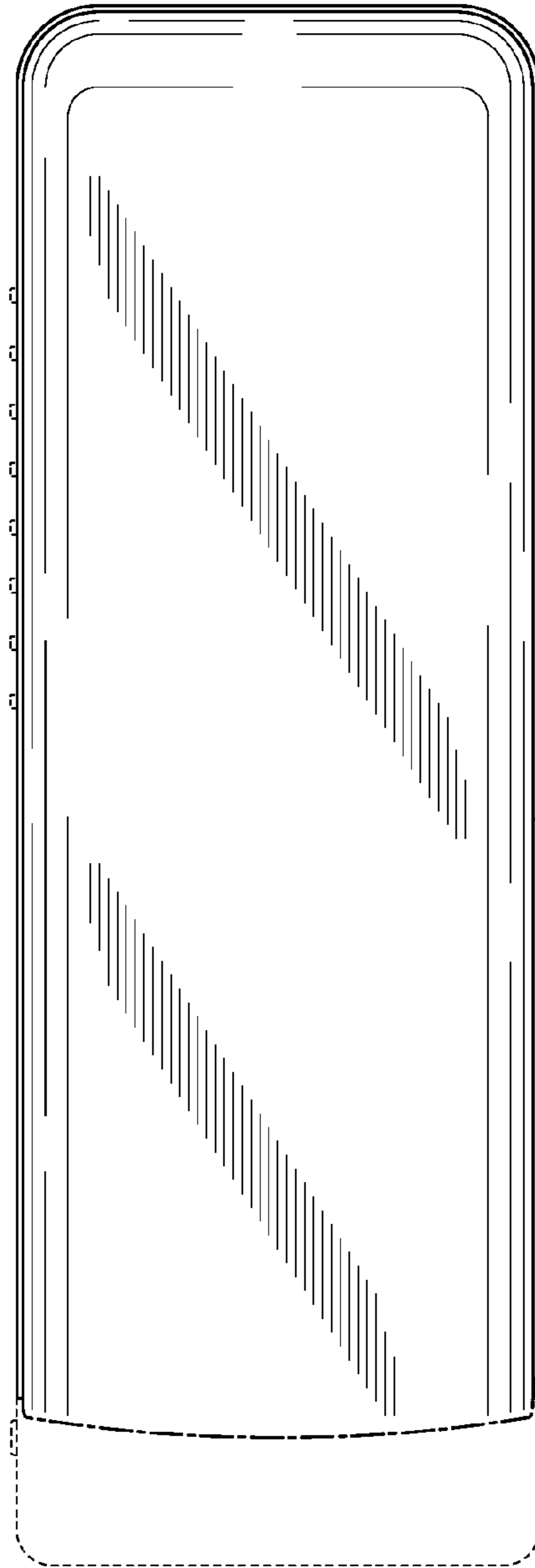


FIG. 5

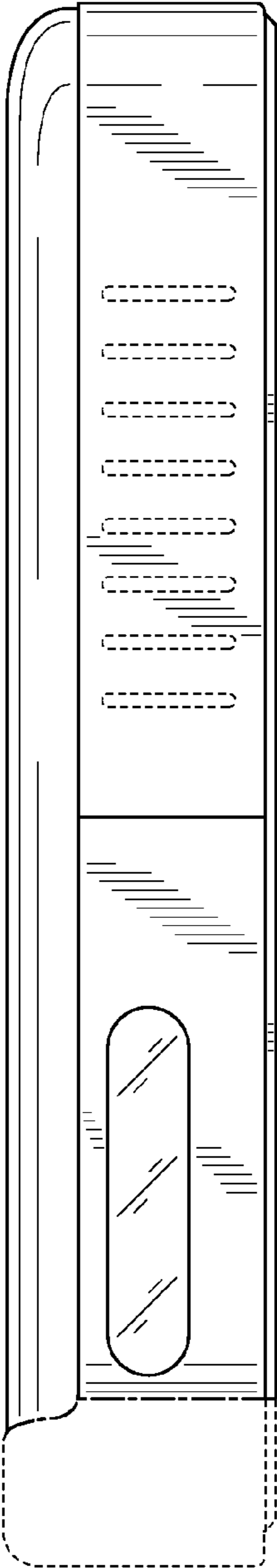


FIG. 6

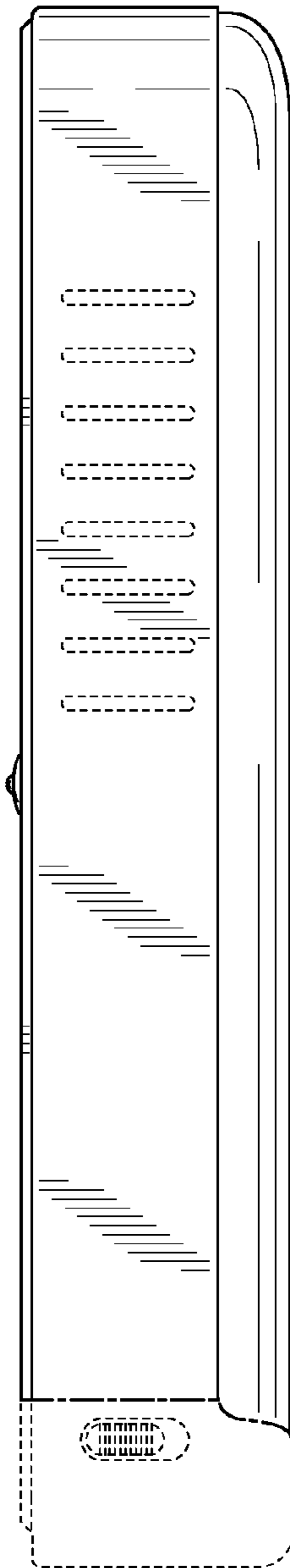


FIG. 7

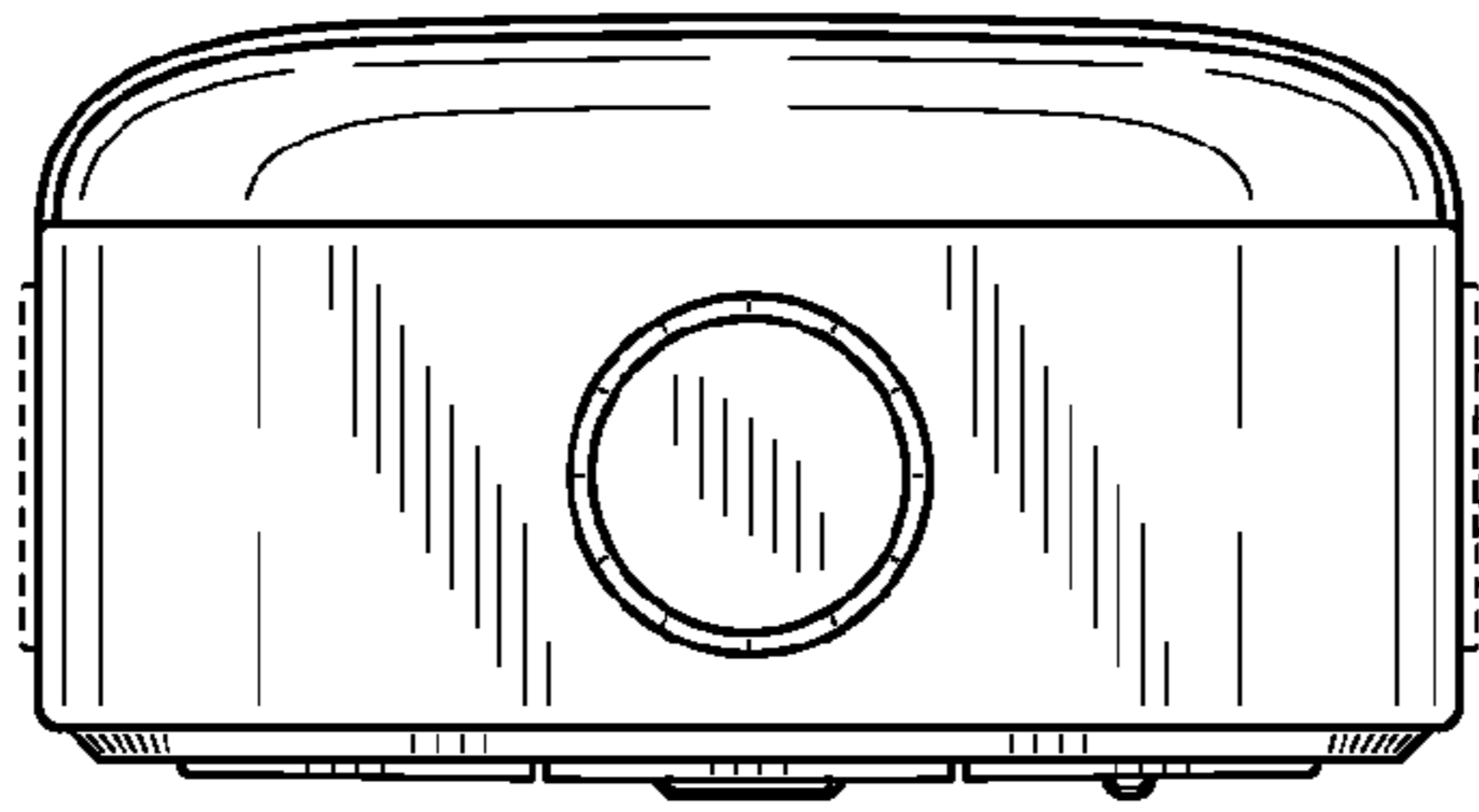


FIG. 8

