



US00D695384S

(12) **United States Design Patent**
Bates

(10) **Patent No.:** **US D695,384 S**

(45) **Date of Patent:** **** Dec. 10, 2013**

(54) **TOILET LID**

(71) Applicant: **Kohler Co.**, Kohler, WI (US)

(72) Inventor: **Michael R. Bates**, Kohler, WI (US)

(73) Assignee: **Kohler Co.**, Kohler, WI (US)

(**) Term: **14 Years**

(21) Appl. No.: **29/454,483**

(22) Filed: **May 10, 2013**

Related U.S. Application Data

(62) Division of application No. 29/448,365, filed on Mar. 12, 2013.

(51) **LOC (9) Cl.** **23-02**

(52) **U.S. Cl.**
USPC **D23/313**

(58) **Field of Classification Search**
USPC D23/295, 301, 303, 313; 4/300, 353
See application file for complete search history.

(56) **References Cited**

U.S. PATENT DOCUMENTS

D346,854 S	5/1994	Reid
D379,217 S	5/1997	Kergoet
D390,933 S	2/1998	Slothower
D412,742 S	8/1999	Soulier
D471,621 S	3/2003	Bennie
D476,402 S	6/2003	Palacin

D531,714 S	11/2006	Soulier
D578,625 S	10/2008	Ho
D585,128 S	1/2009	Slothower
D601,233 S	9/2009	Kergoet
D637,702 S	5/2011	Rexach

Primary Examiner — Robert Delehanty

(74) *Attorney, Agent, or Firm* — Foley & Lardner LLP

(57) **CLAIM**

I claim the ornamental design for a toilet lid, as shown and described.

DESCRIPTION

FIG. 1 is a perspective view of an embodiment of the claimed design;

FIG. 2 is a front view of the embodiment of the claimed design shown in FIG. 1;

FIG. 3 is a rear view of the embodiment of the claimed design shown in FIG. 1;

FIG. 4 is a side view of the embodiment of the claimed design shown in FIG. 1;

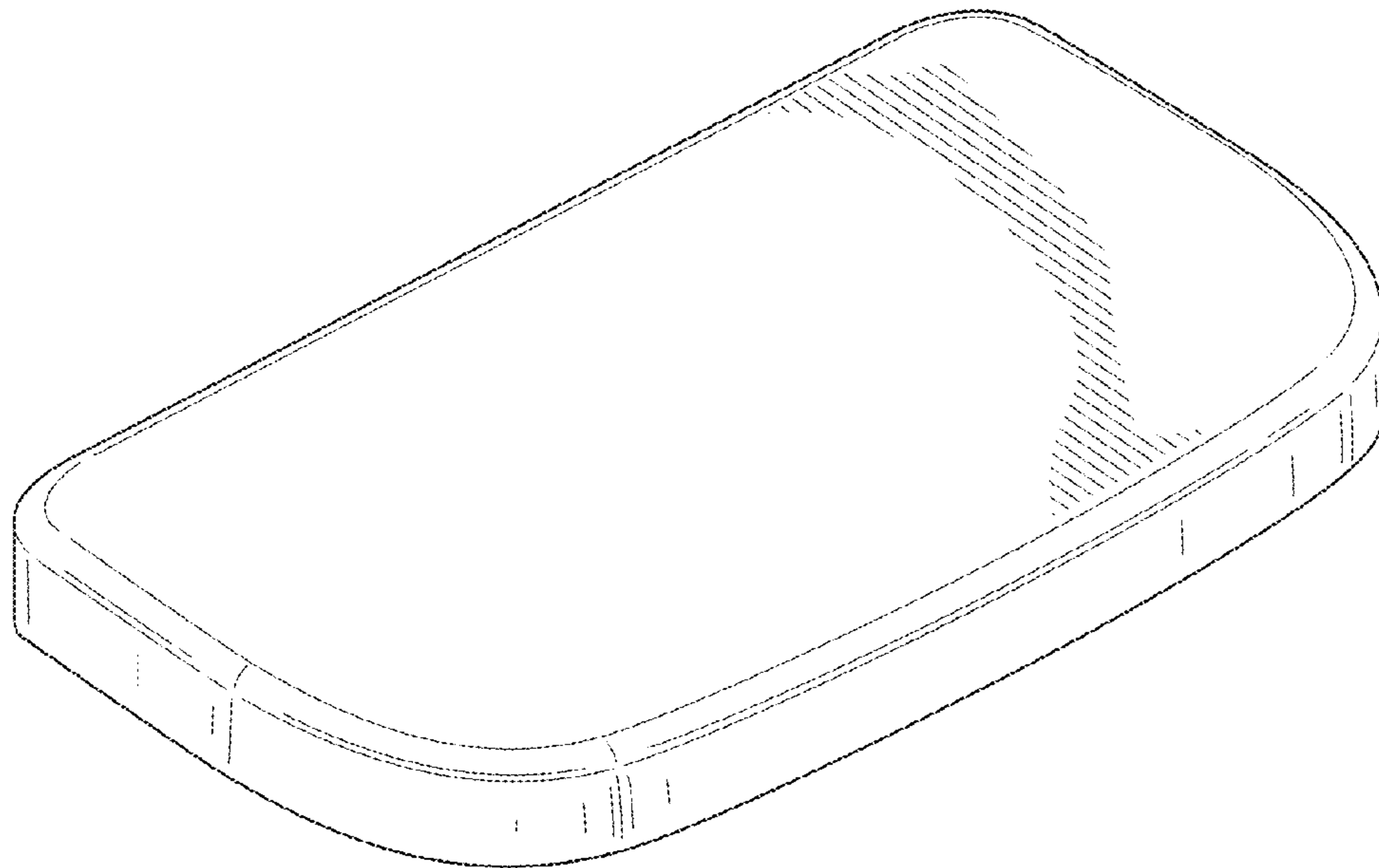
FIG. 5 is another side view of the embodiment of the claimed design shown in FIG. 1;

FIG. 6 is a top view of the embodiment of the claimed design shown in FIG. 1; and,

FIG. 7 is a bottom view of the embodiment of the claimed design shown in FIG. 1.

The ornamental design which is claimed is shown in solid lines in the drawings. The broken lines in the drawings are for illustrative purposes only and form no part of the claimed design.

1 Claim, 6 Drawing Sheets



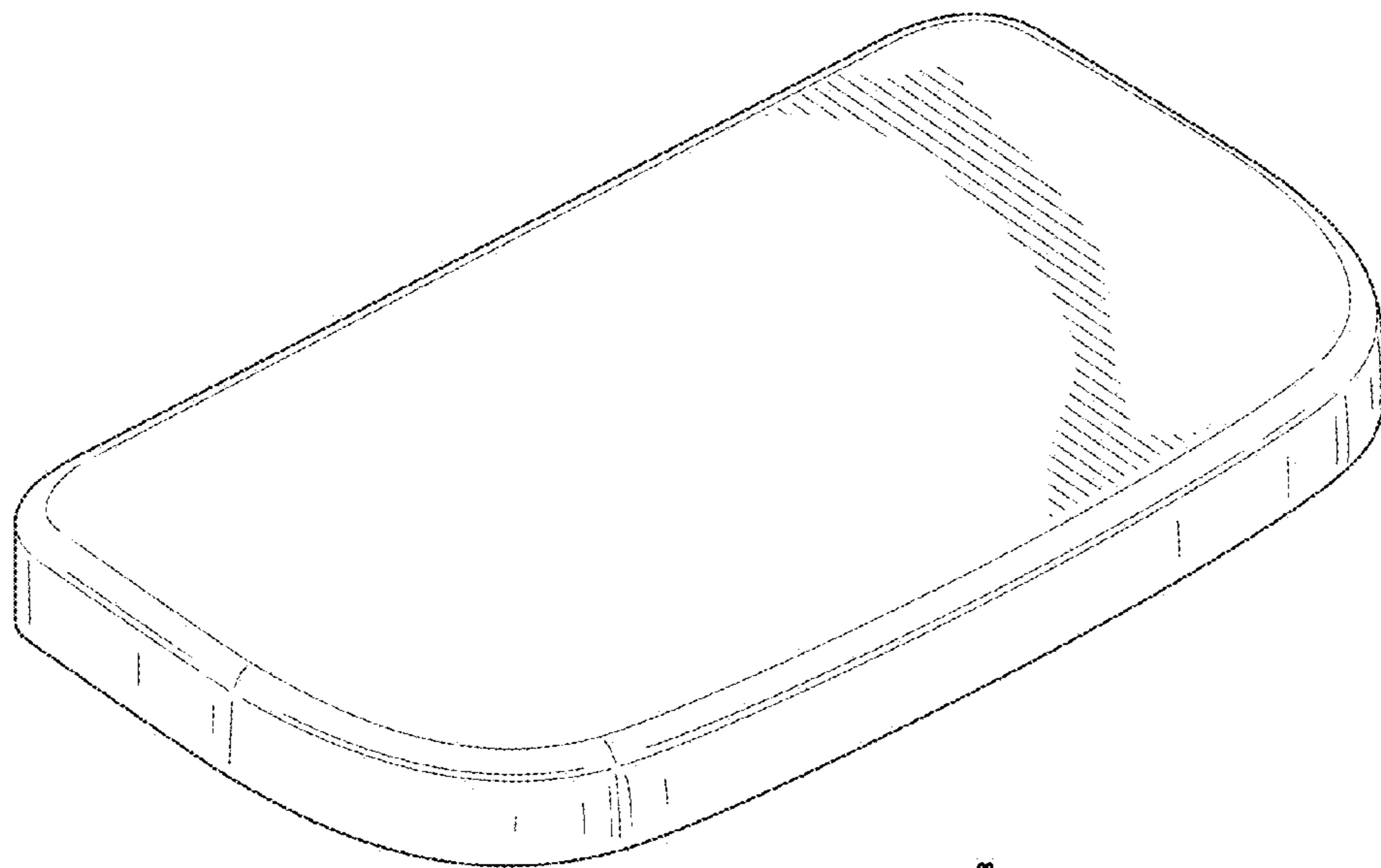


FIG. 1



FIG. 2




FIG. 3

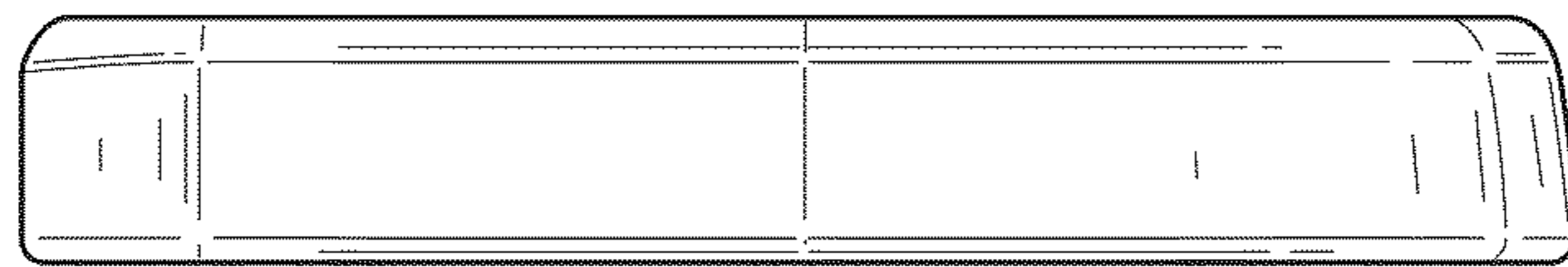


FIG. 4

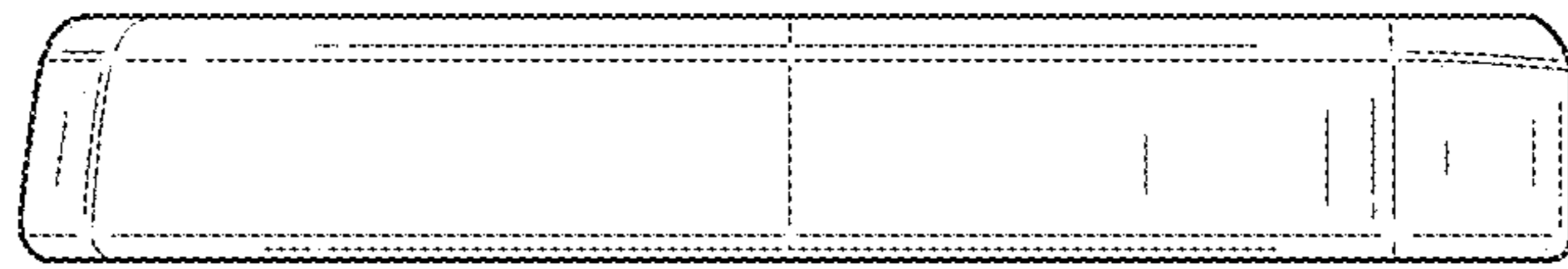


FIG. 5




FIG. 6




FIG. 7