



US00D695367S

(12) **United States Design Patent**  
**Lovegrove et al.**

(10) **Patent No.:** **US D695,367 S**

(45) **Date of Patent:** **\*\* Dec. 10, 2013**

(54) **EXERCISE PLATFORM**

(71) Applicant: **Les Mills International Limited,**  
Auckland (NZ)

(72) Inventors: **David Neil Lovegrove,** Christchurch  
(NZ); **Darryl John Best,** Christchurch  
(NZ); **Ross Hughan Dawson,**  
Christchurch (NZ)

(73) Assignee: **Les Mills International Limited,**  
Auckland (NZ)

(\*\*) Term: **14 Years**

(21) Appl. No.: **29/456,918**

(22) Filed: **Jun. 5, 2013**

(30) **Foreign Application Priority Data**

Dec. 7, 2012 (AU) ..... 201216153

(51) **LOC (9) Cl.** ..... **21-02**

(52) **U.S. Cl.**  
USPC ..... **D21/671; D21/686**

(58) **Field of Classification Search**  
USPC ..... D21/662, 671, 686, 688, 689, 694;  
482/26, 51, 52, 79, 80, 105-108, 121,  
482/142, 146, 147, 148; D6/349, 350;  
D25/65

See application file for complete search history.

(56) **References Cited**

**U.S. PATENT DOCUMENTS**

5,154,678 A \* 10/1992 Adamczyk et al. .... 482/52  
5,213,554 A 5/1993 Goldstein et al.

D337,211 S \* 7/1993 Bergkvist ..... D6/349  
5,269,735 A 12/1993 Pfitzenmeier  
5,318,489 A 6/1994 Irwin  
D353,636 S \* 12/1994 Le Roux ..... D21/671  
5,441,466 A \* 8/1995 Piaget et al. .... 482/52  
D370,949 S \* 6/1996 Furner ..... D21/671  
5,591,105 A \* 1/1997 Dalebout et al. .... 482/52  
5,645,511 A \* 7/1997 Le Roux et al. .... 482/52  
6,926,643 B1 \* 8/2005 Gvoich ..... 482/52  
D519,172 S \* 4/2006 Penat et al. .... D21/671  
7,160,229 B2 \* 1/2007 Park ..... 482/52  
D652,460 S \* 1/2012 Kulzer ..... D21/686  
8,088,046 B2 1/2012 Flentye et al.  
D680,599 S \* 4/2013 Orenstein et al. .... D21/671  
D681,750 S \* 5/2013 Meyer-Hayoz ..... D21/686  
2011/0207583 A1 8/2011 Elpers

\* cited by examiner

*Primary Examiner* — Susan E Krakower

(74) *Attorney, Agent, or Firm* — Seed IP Law Group PLLC

(57) **CLAIM**

The ornamental design for an exercise platform, as shown and described.

**DESCRIPTION**

FIG. 1 is a front perspective view of an exercise platform showing our new design.

FIG. 2 is a top plan view thereof.

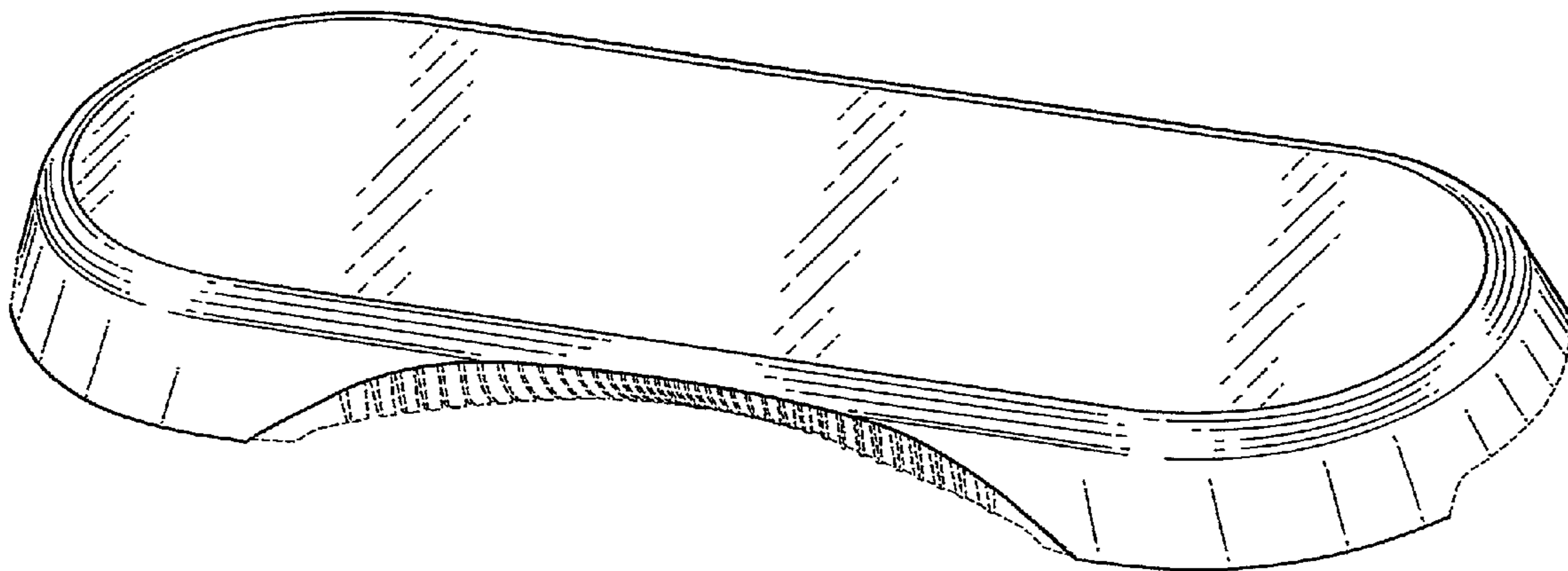
FIG. 3 is a front elevational view thereof. The rear elevational view is identical thereto.

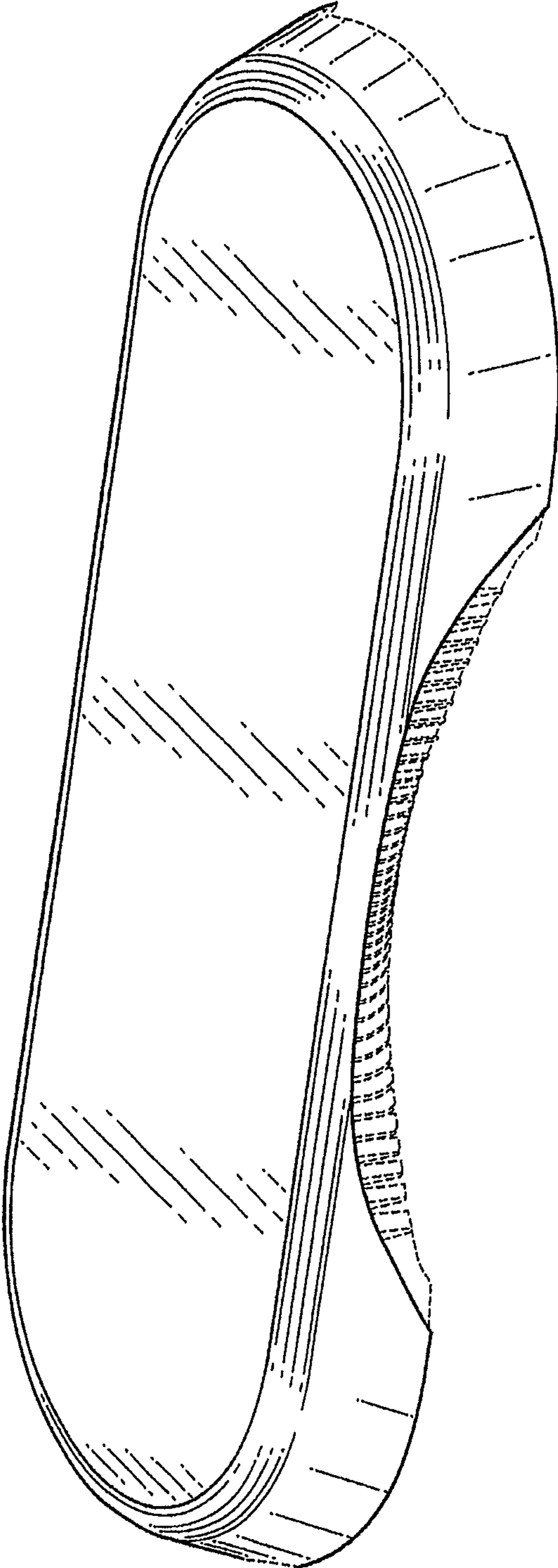
FIG. 4 is a right side elevational view thereof. The left side elevational view is identical thereto; and,

FIG. 5 is a bottom plan view thereof.

The broken lines illustrate portions of the exercise platform which form no part of the claimed design.

**1 Claim, 5 Drawing Sheets**





**FIGURE 1**

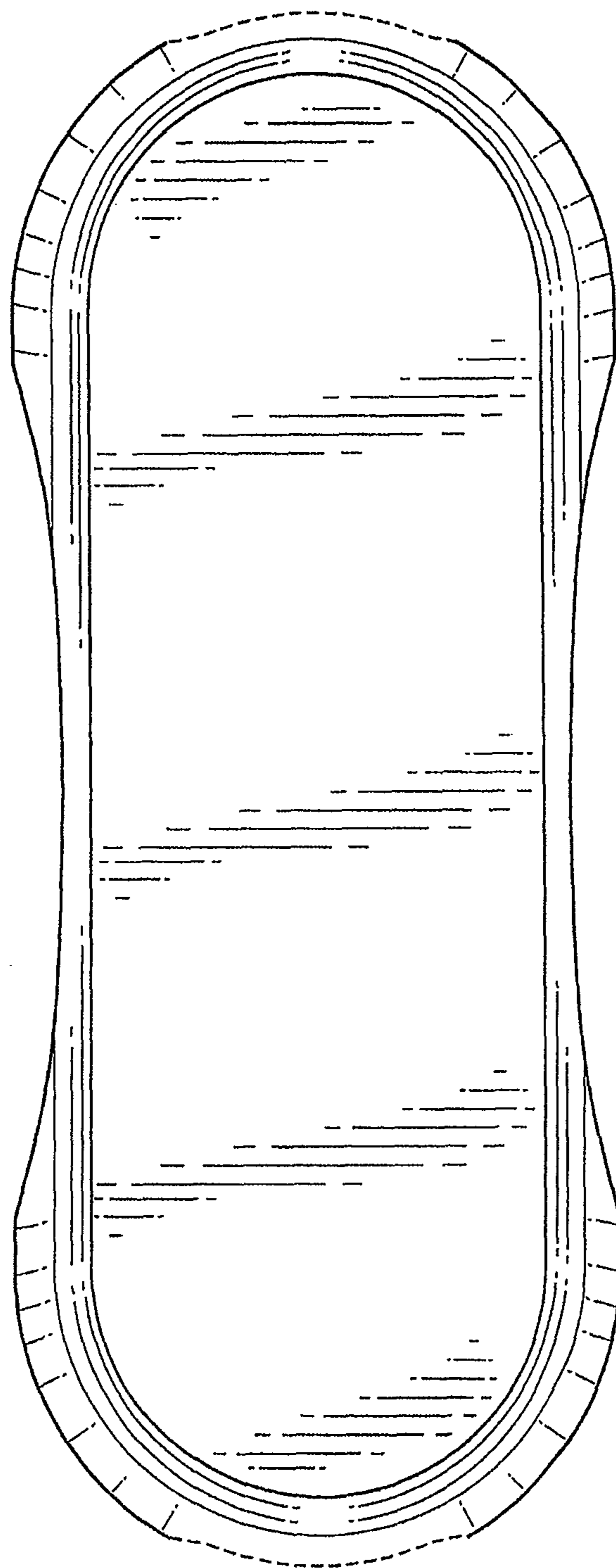
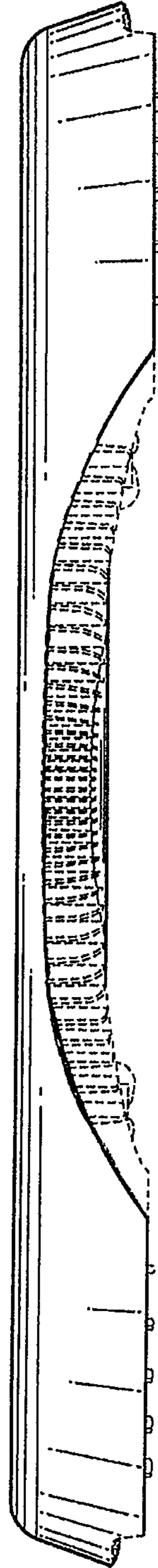



FIGURE 2



**FIGURE 3**



**FIGURE 4**



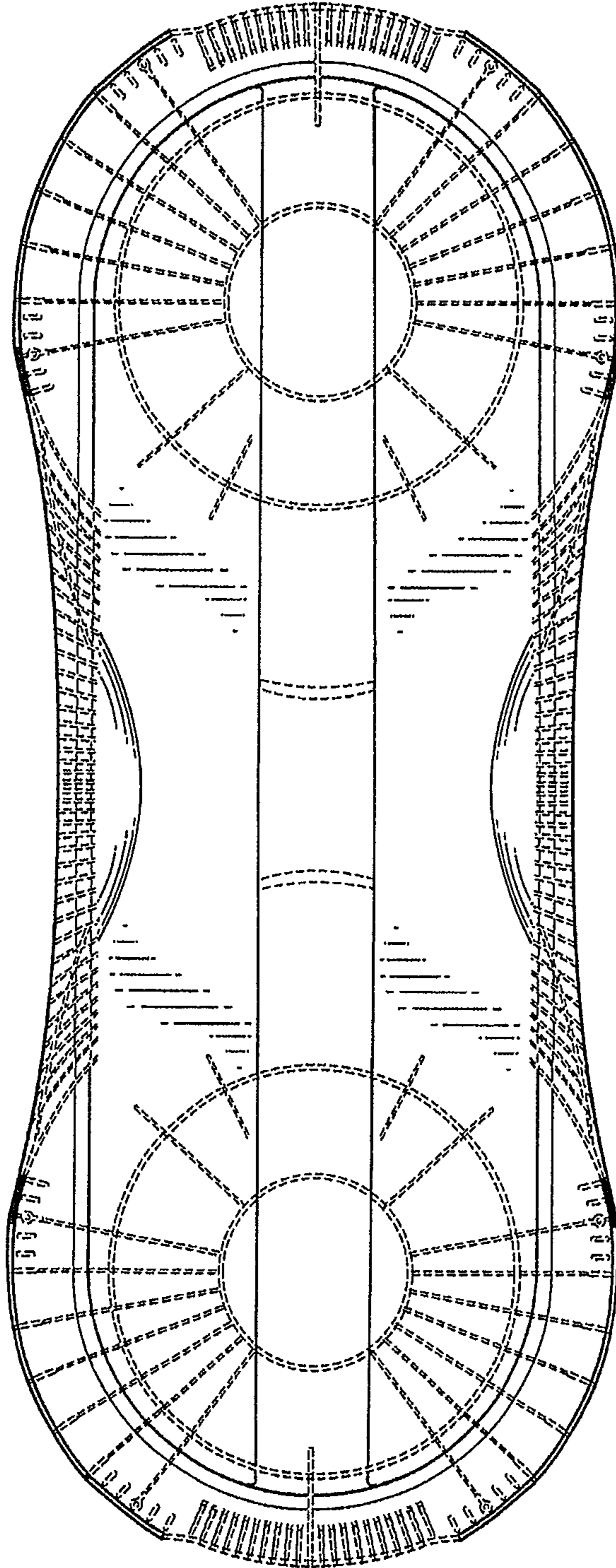


FIGURE 5