

US00D695343S

(12) **United States Design Patent**
Watase

(10) **Patent No.:** **US D695,343 S**
(45) **Date of Patent:** **** Dec. 10, 2013**

- (54) **BALLPOINT PEN**
- (75) Inventor: **Satoshi Watase**, Tokyo (JP)
- (73) Assignee: **Kabushiki Kaisha Pilot Corporation**,
Tokyo (JP)
- (**) Term: **14 Years**
- (21) Appl. No.: **29/429,088**
- (22) Filed: **Aug. 7, 2012**
- (30) **Foreign Application Priority Data**
Feb. 14, 2012 (JP) 2012-003050
- (51) **LOC (9) Cl.** **19-06**
- (52) **U.S. Cl.**
USPC **D19/54**
- (58) **Field of Classification Search**
USPC D14/411; D19/35, 36, 41-51, 53-58;
24/11 F, 11 R, 11 P; 402/52, 99-109,
402/192, 195, 196
See application file for complete search history.

- (56) **References Cited**
U.S. PATENT DOCUMENTS
D142,390 S * 9/1945 Olson et al. D19/48
D151,233 S * 10/1948 Goessling D19/36
2,530,608 A * 11/1950 Fraser 2/250
D452,271 S 12/2001 Owen et al.
D480,421 S 10/2003 Hui

- D497,616 S * 10/2004 Ma et al. D14/480.2
- D564,586 S * 3/2008 Kwok D19/50
- D577,064 S * 9/2008 Briggl D19/48
- D579,496 S * 10/2008 Qiu et al. D19/48
- D583,865 S * 12/2008 Kwok D19/49
- D610,196 S * 2/2010 Pearson D19/48
- D618,724 S * 6/2010 Gerules et al. D19/51
- D641,404 S * 7/2011 Nishida D19/47
- D641,783 S * 7/2011 Lira-Nunez et al. D19/48

* cited by examiner

Primary Examiner — Elizabeth Albert
(74) *Attorney, Agent, or Firm* — Sughrue Mion, PLLC

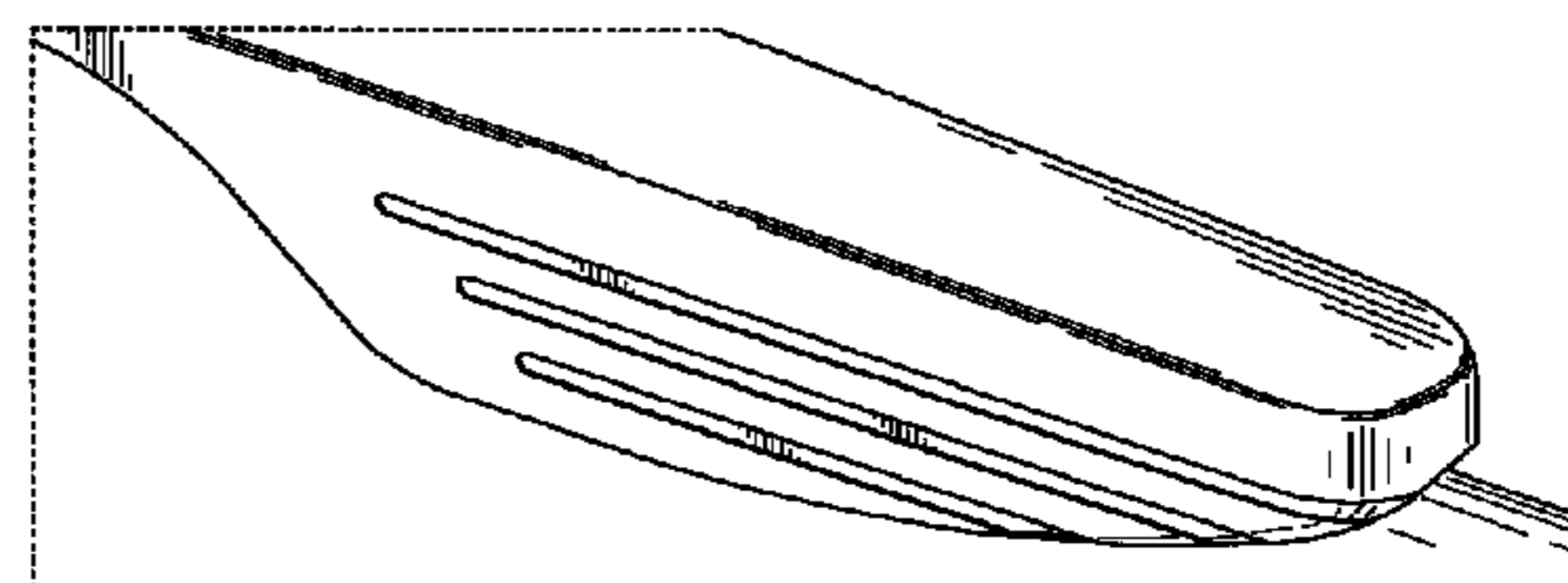
(57) **CLAIM**
The ornamental design for a ballpoint pen, as shown and described.

DESCRIPTION

FIG. 1 is a perspective view of back, top and left side of a ballpoint pen showing my new design;
FIG. 2 is a front view thereof;
FIG. 3 is a left side view thereof;
FIG. 4 is a right side view thereof;
FIG. 5 is a top view thereof;
FIG. 6 is a bottom view thereof; and,
FIG. 7 is an enlarged view of the portion of FIG. 1 shown in A-B.

The broken lines in FIGS. 1, 2, 3, 5, 6, and 7 are included for the purpose of showing portions of the ballpoint pen that form no part of the claimed design.

1 Claim, 3 Drawing Sheets



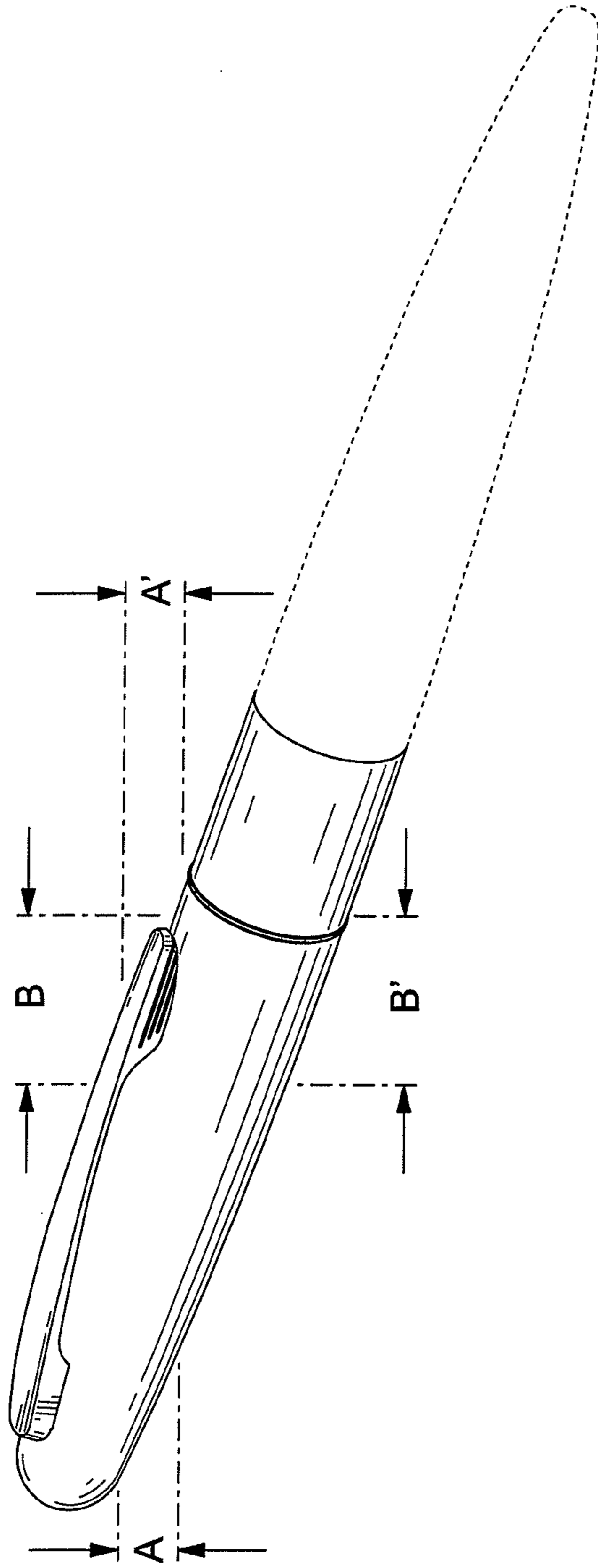


FIG. 1

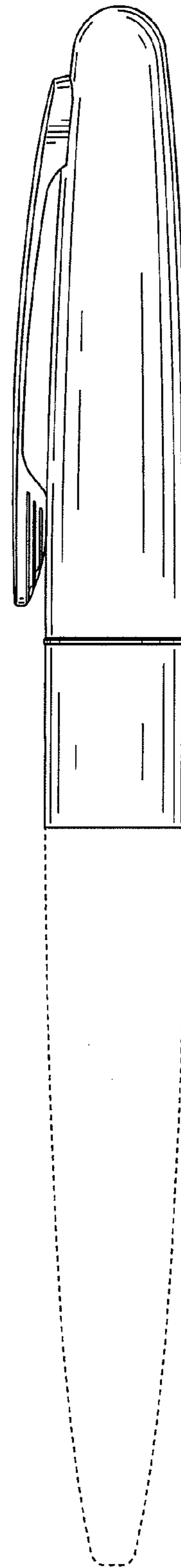


FIG. 2

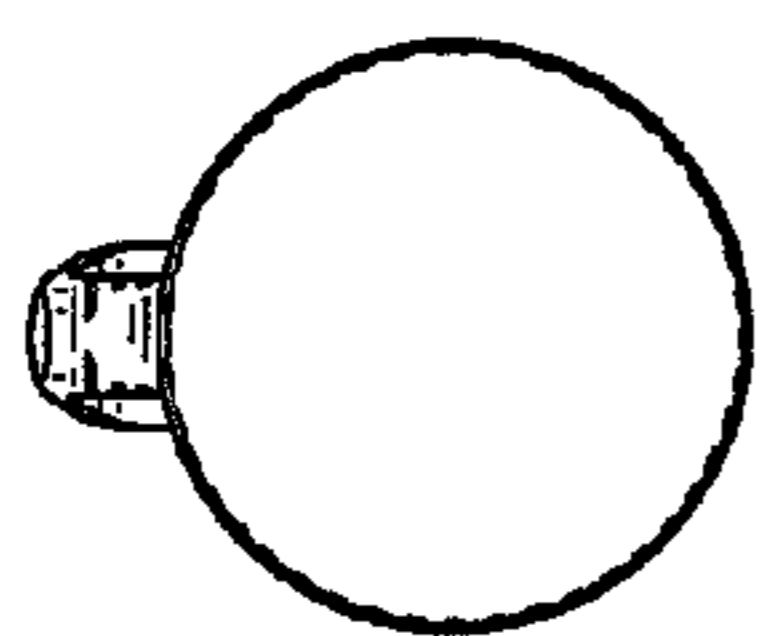


FIG. 3

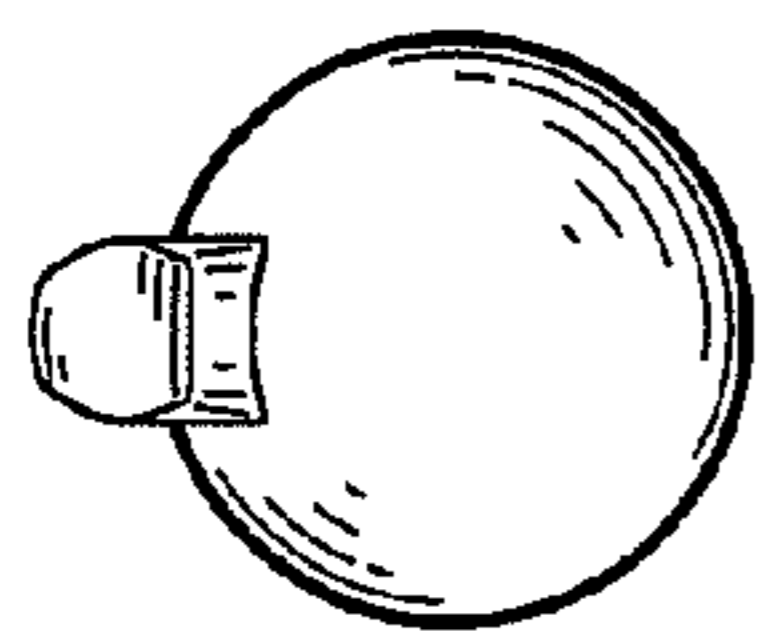


FIG. 4




FIG. 5

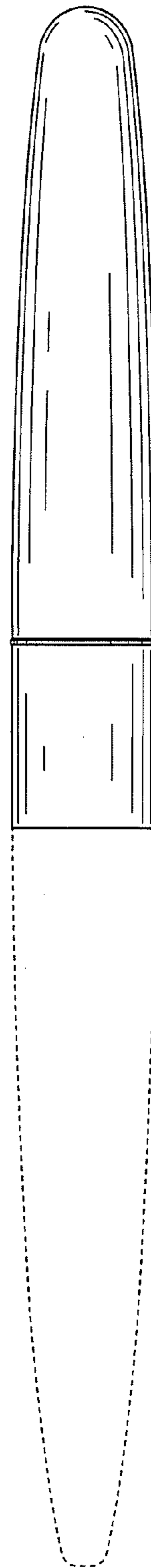


FIG. 6

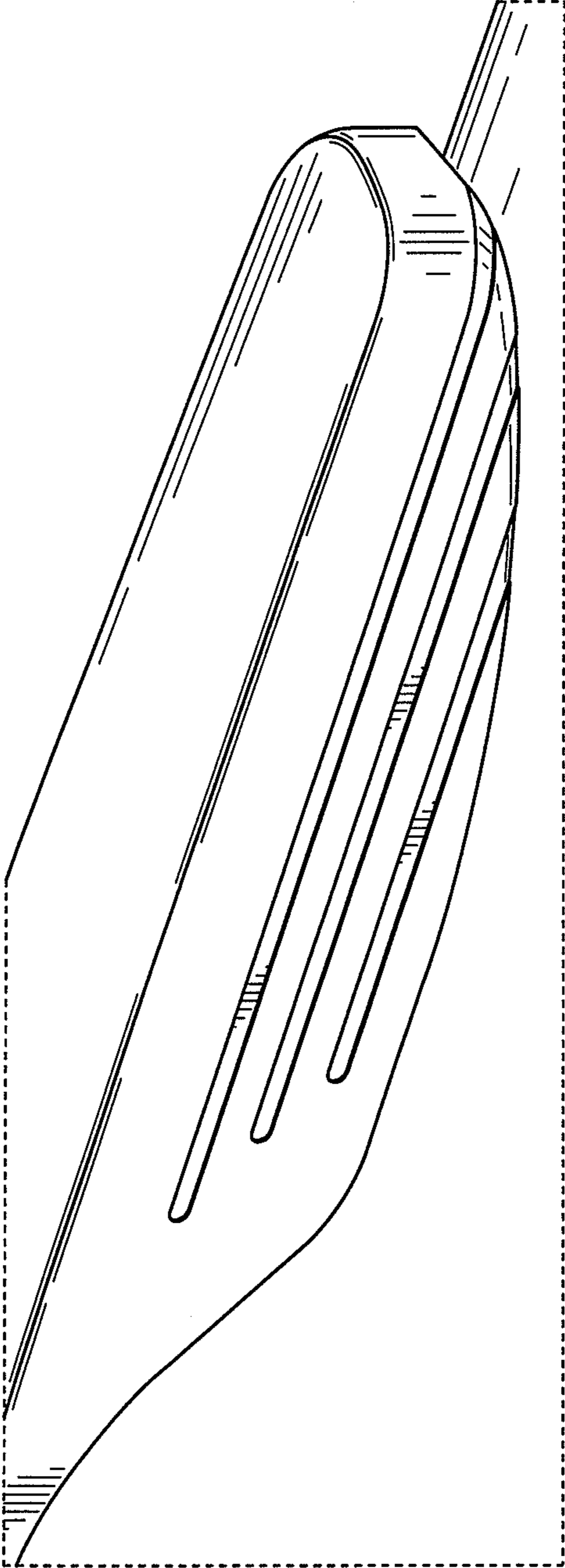


FIG. 7