

US00D695340S

(12) **United States Design Patent**
Shlonsky et al.

(10) **Patent No.:** **US D695,340 S**

(45) **Date of Patent:** **** Dec. 10, 2013**

(54) **GREETING CARD**

- (71) Applicant: **American Greetings Corporation**,
Cleveland, OH (US)
- (72) Inventors: **Lynne Shlonsky**, Shaker Heights, OH
(US); **Dave Sapp**, Avon Lake, OH (US);
David Mayer, Bay Village, OH (US)
- (73) Assignee: **American Greetings Corporation**,
Cleveland, OH (US)

(**) Term: **14 Years**

(21) Appl. No.: **29/460,876**

(22) Filed: **Jul. 16, 2013**

(51) **LOC (9) Cl.** **19-08**

(52) **U.S. Cl.**
USPC **D19/9**

(58) **Field of Classification Search**

USPC D19/1-12, 20-34, 100;
40/124.01-124.15, 672, 661, 617, 599,
40/331, 359, 360, 673, 455, 463, 717,
40/124.191, 457; 283/2-4, 74, 75, 103,
283/105, 106, 117; D20/10, 22, 27, 40, 42;
229/92, 92.1, 92.8, 300-303, 120.02;
434/120.02, 317, 311, 319; D11/131,
D11/117; 206/449, 308.3, 308.1, 232;
383/103; 248/441.1, 460; 281/15.1, 51;
D6/300, 309; 446/147

See application file for complete search history.

(56) **References Cited**

U.S. PATENT DOCUMENTS

D375,757 S *	11/1996	Johnson	D19/6
D383,489 S *	9/1997	Gurrieri	D19/2
6,024,386 A *	2/2000	Spector	283/117
D650,855 S *	12/2011	Kenney	D19/1
D653,287 S *	1/2012	Taylor et al.	D19/2
D657,816 S *	4/2012	Chambers	D19/1
D658,230 S *	4/2012	Segal et al.	D19/2
D665,446 S *	8/2012	Mayer et al.	D19/2
D685,418 S *	7/2013	Chambers	D19/4

* cited by examiner

Primary Examiner — Caron D Veynar

Assistant Examiner — Abraham Bahta

(74) *Attorney, Agent, or Firm* — Christine Flanagan

(57) **CLAIM**

The ornamental design for a greeting card, as shown and described.

DESCRIPTION

FIG. 1 is a perspective view of the greeting card of the present invention, in a closed position.

FIG. 2 is a front view of the greeting card of FIG. 1.

FIG. 3 is a left side view of the greeting card of FIG. 1.

FIG. 4 is a right side view of the greeting card of FIG. 1.


FIG. 5 is a top view of the greeting card of FIG. 1.

FIG. 6 is a bottom view of the greeting card of FIG. 1.

FIG. 7 is a rear view of the greeting card of FIG. 1; and,

FIG. 8 is a perspective view of the greeting card of FIG. 1, in an open position.

1 Claim, 4 Drawing Sheets



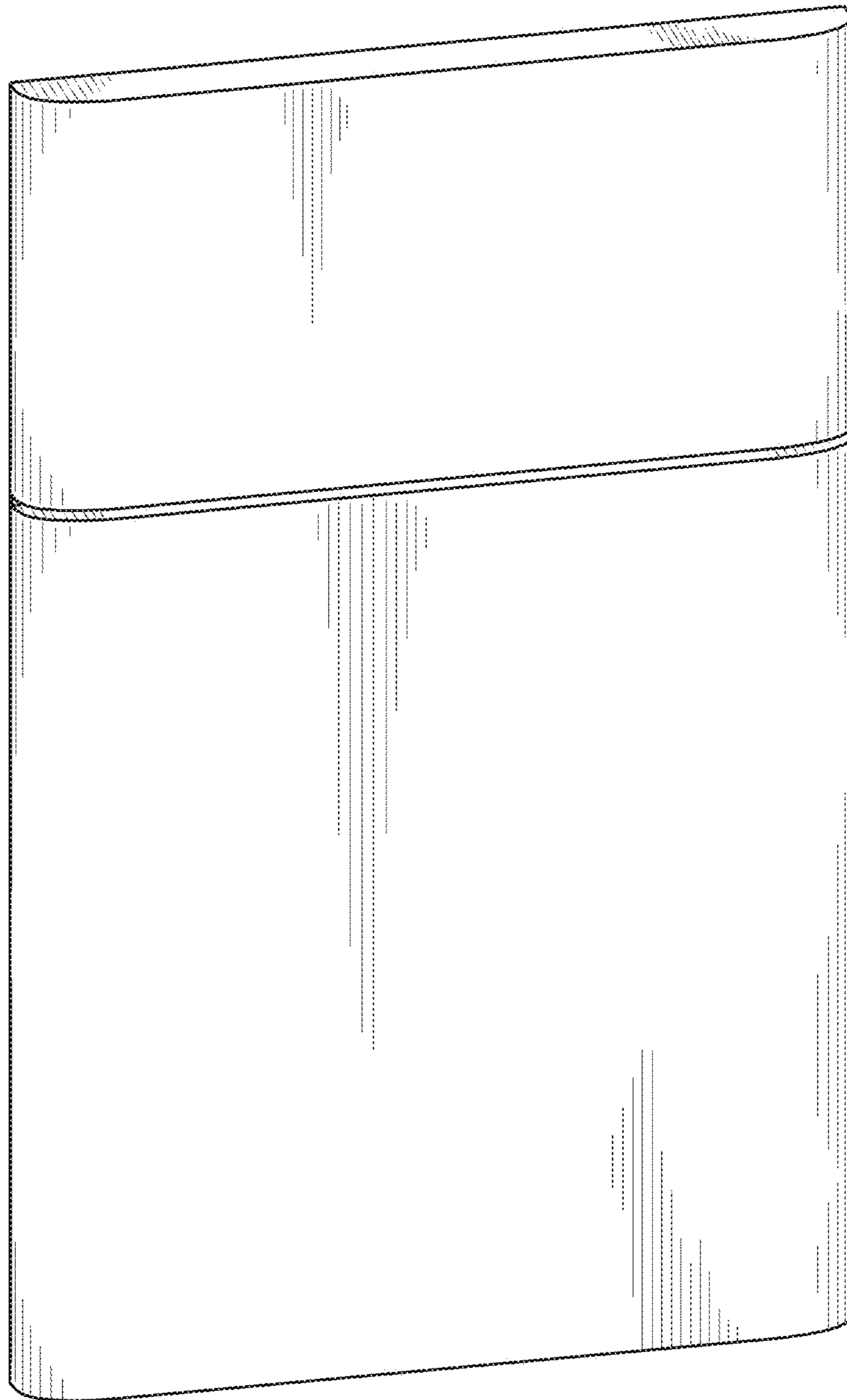


Fig. 1




Fig. 2




Fig. 3




Fig. 4



Fig. 5



Fig. 6




Fig. 7




Fig. 8