

US00D695288S

(12) **United States Design Patent**
Liu et al.

(10) **Patent No.:** **US D695,288 S**
(45) **Date of Patent:** **** Dec. 10, 2013**

(54) **NOTEBOOK COMPUTER**

(71) Applicant: **Compal Electronics, Inc.**, Taipei (TW)

(72) Inventors: **Kun-Yen Liu**, Taipei (TW); **Chien-I Lin**, Taipei (TW); **Hsin Lu**, Taipei (TW); **Yung-Hsiang Chen**, Taipei (TW)

(73) Assignee: **Compal Electronics, Inc.**, Taipei (TW)

(**) Term: **14 Years**

(21) Appl. No.: **29/438,050**

(22) Filed: **Nov. 26, 2012**

(51) **LOC (9) Cl.** **14-02**

(52) **U.S. Cl.**
USPC **D14/318**

(58) **Field of Classification Search**
USPC D14/315-327; D18/1, 2, 7, 11;
235/145 A, 145 R; 341/22, 23; 345/104,
345/156, 168, 169, 173; 361/679.08,
361/679.09, 679.11, 679.26, 679.27

See application file for complete search history.

(56) **References Cited**

U.S. PATENT DOCUMENTS

6,785,128	B1 *	8/2004	Yun	361/679.27
D614,614	S *	4/2010	Yoon	D14/315
2005/0041378	A1 *	2/2005	Hamada et al.	361/680
2010/0182742	A1 *	7/2010	Mihara et al.	361/679.09

* cited by examiner

Primary Examiner — Freda S Nunn

(74) *Attorney, Agent, or Firm* — McClure, Qualey & Rodack, LLP

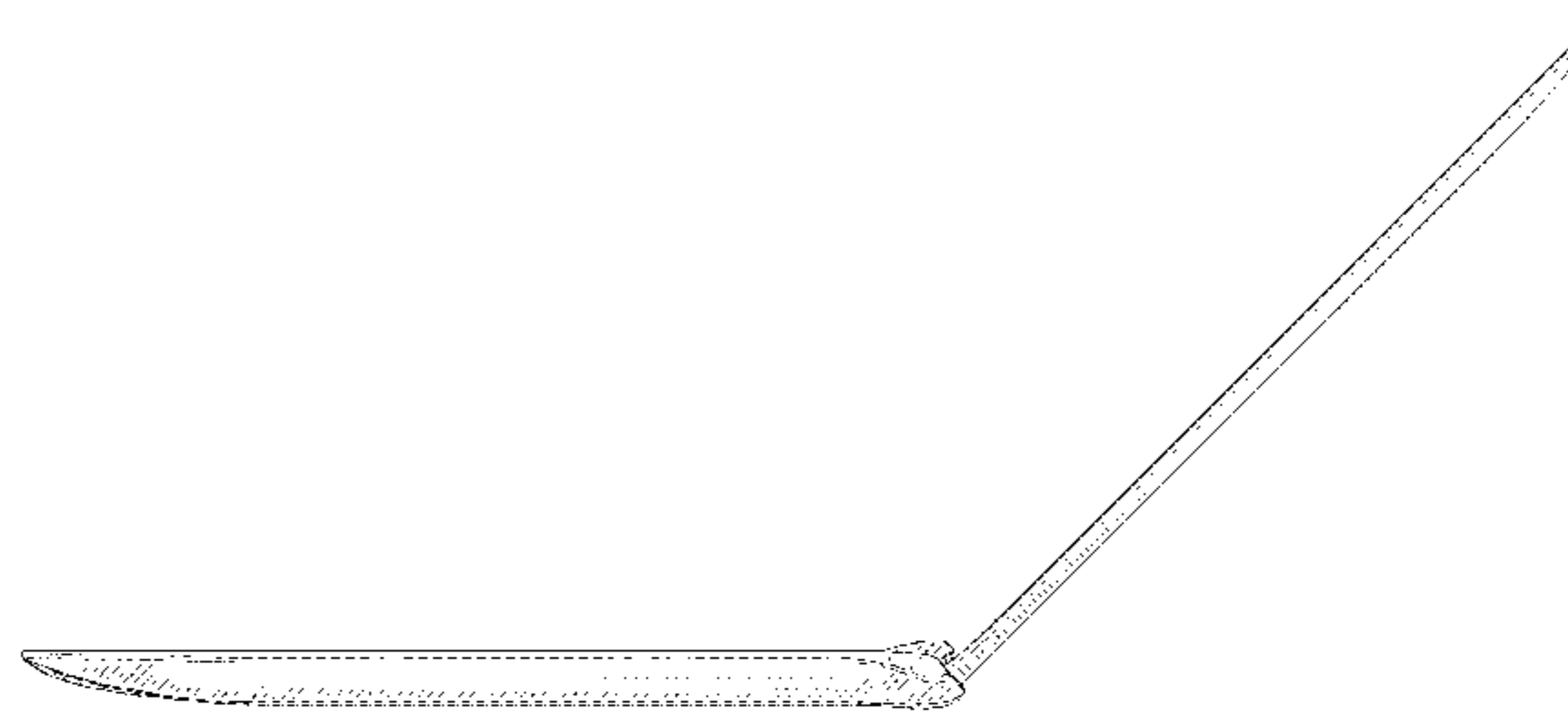
(57) **CLAIM**

The ornamental design for a notebook computer, as shown and described.

DESCRIPTION

FIG. 1 is a perspective view of a notebook computer showing our new design;
FIG. 2 is a front view thereof;
FIG. 3 is a rear view thereof;
FIG. 4 is a left side view thereof;
FIG. 5 is a right side view thereof;
FIG. 6 is a top view thereof; and,
FIG. 7 is a bottom view thereof.
The broken lines shown represent unclaimed subject matter and form no part of the claimed design.

1 Claim, 6 Drawing Sheets



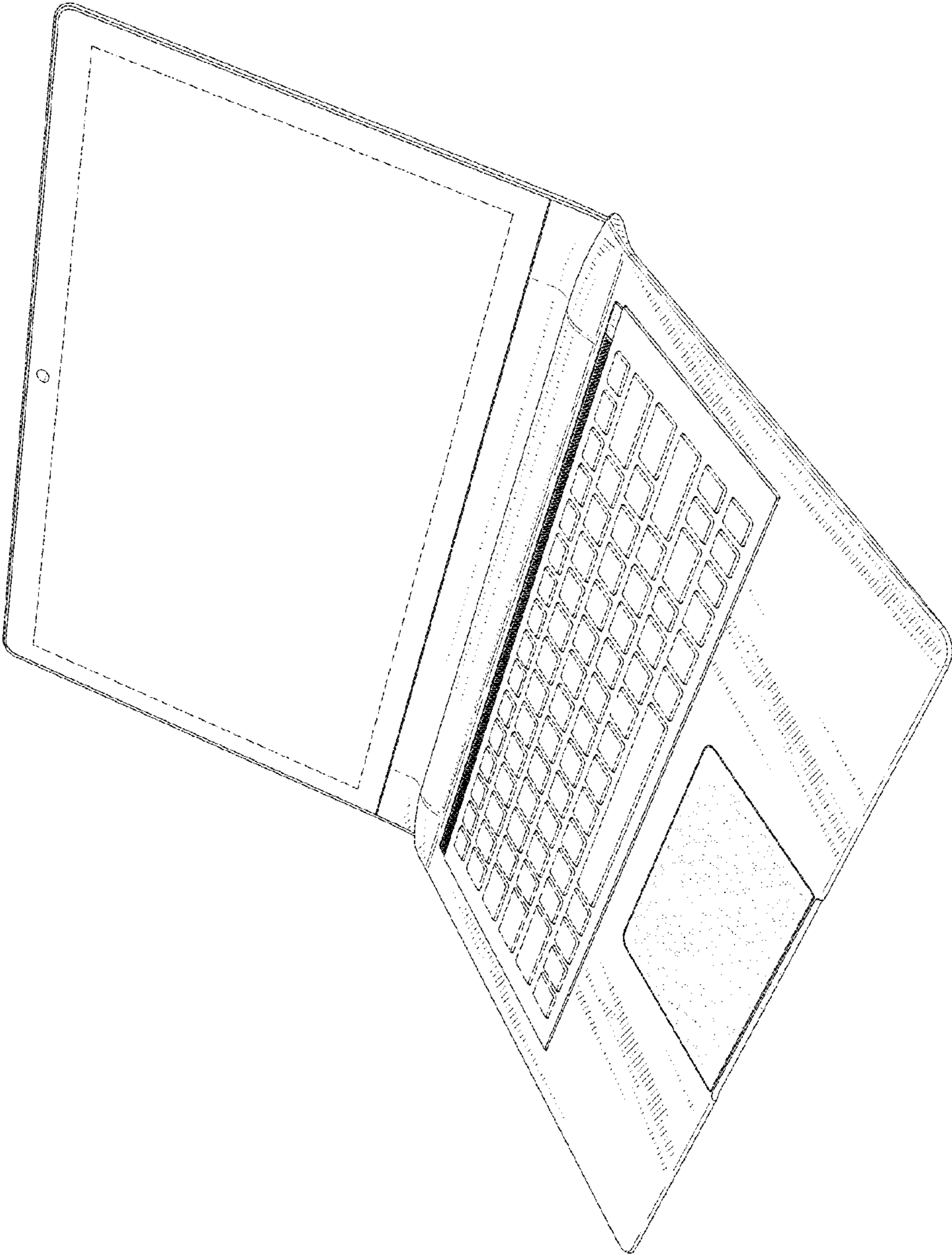


FIG. 1




FIG. 2




FIG. 3

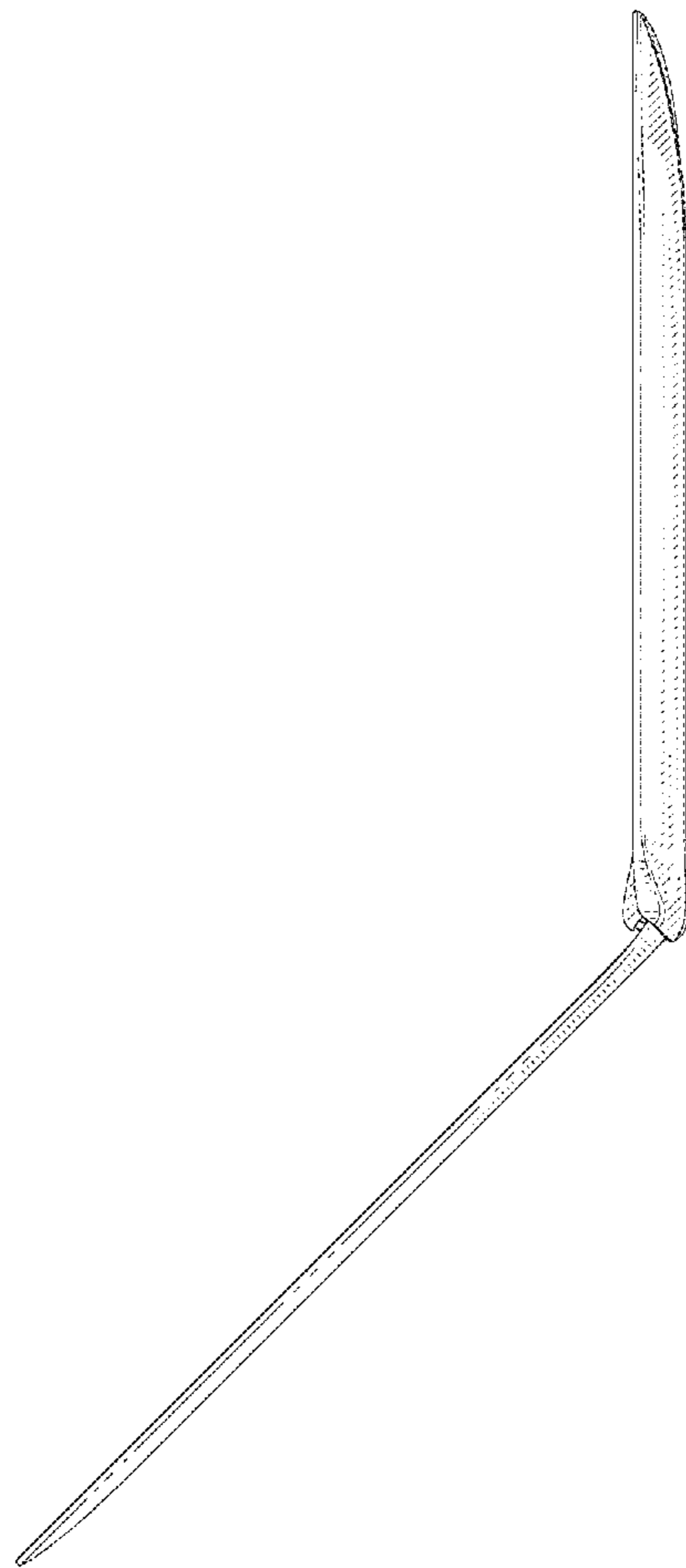


FIG. 4

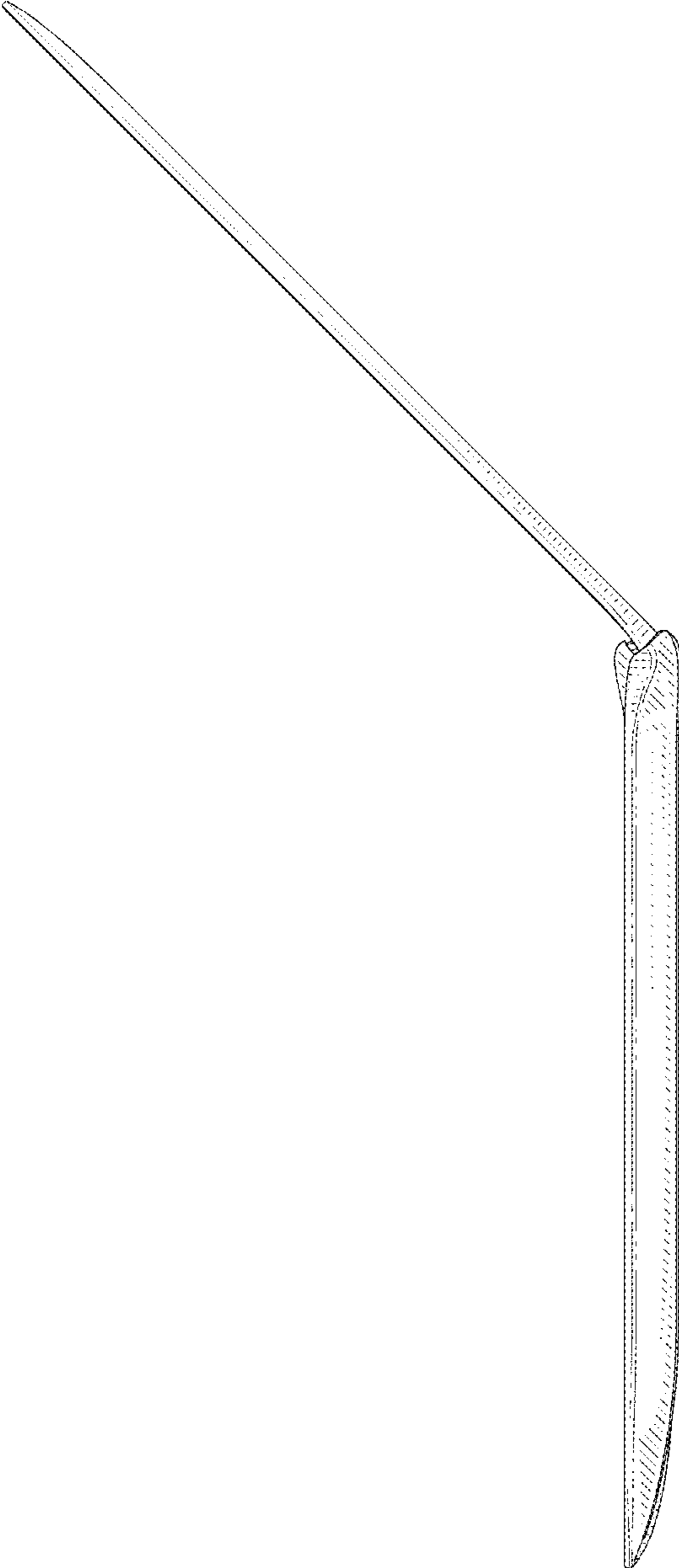


FIG. 5




FIG. 6




FIG. 7