



US00D695281S

(12) **United States Design Patent**  
**Petersen et al.**

(10) **Patent No.:** **US D695,281 S**  
(45) **Date of Patent:** **\*\* Dec. 10, 2013**

(54) **ELECTRONIC DEVICE**

(75) Inventors: **Lars Petersen**, Kokkedal (DK); **Eskild Hansen**, Copenhagen OE (DK); **Nicola Girotti**, Copenhagen (DK); **Jonathon Timothy Lister**, East Yorkshire (GB); **Christian C. Landry**, Harvard, MA (US)

(73) Assignee: **Belkin International, Inc.**, Playa Vista, CA (US)

(\*\*) Term: **14 Years**

(21) Appl. No.: **29/381,972**

(22) Filed: **Dec. 27, 2010**

(51) **LOC (9) Cl.** ..... **14-03**

(52) **U.S. Cl.**  
USPC ..... **D14/240**

(58) **Field of Classification Search**  
USPC ..... D14/300–302, 313, 314, 341, 348–370,  
D14/383, 385, 432, 435, 436, 496, 125, 135,  
D14/137, 155, 240–242, 299; D3/201, 273;  
361/679.31, 679.33, 679.4, 752;  
711/100, 115  
See application file for complete search history.

(56) **References Cited**

**U.S. PATENT DOCUMENTS**

D362,240 S \* 9/1995 Heidorn et al. .... D14/357  
D375,297 S \* 11/1996 Casarez et al. .... D14/358

D455,420 S \* 4/2002 Arpe ..... D14/240  
D464,958 S \* 10/2002 Coker et al. .... D14/240  
D521,001 S \* 5/2006 Xiao et al. .... D14/356  
D605,643 S \* 12/2009 Landry et al. .... D14/240  
D628,573 S \* 12/2010 Wang ..... D14/356  
D644,192 S \* 8/2011 McManigal et al. .... D14/125  
D654,500 S \* 2/2012 Ryu et al. .... D14/368  
D655,263 S \* 3/2012 Tsai ..... D14/125  
D659,659 S \* 5/2012 Huang ..... D14/125  
D663,293 S \* 7/2012 MacManus et al. .... D14/240

\* cited by examiner

*Primary Examiner* — Ian Simmons

*Assistant Examiner* — Charles Hanson

(74) *Attorney, Agent, or Firm* — Haynes and Boone, LLP

(57) **CLAIM**

The ornamental design for an electronic device, as shown and described.

**DESCRIPTION**

FIG. 1 is a top view showing our new electronic device design;

FIG. 2 is a front view thereof;

FIG. 3 is a side view thereof;

FIG. 4 is another side view thereof;

FIG. 5 is a back view thereof;


FIG. 6 is a bottom view thereof;

FIG. 7 is a perspective bottom view thereof; and,

FIG. 8 is a perspective top view thereof.

In the drawings, the broken lines depict environmental subject matter only and form no part of the claimed design.

**1 Claim, 6 Drawing Sheets**






FIG. 1




FIG. 2

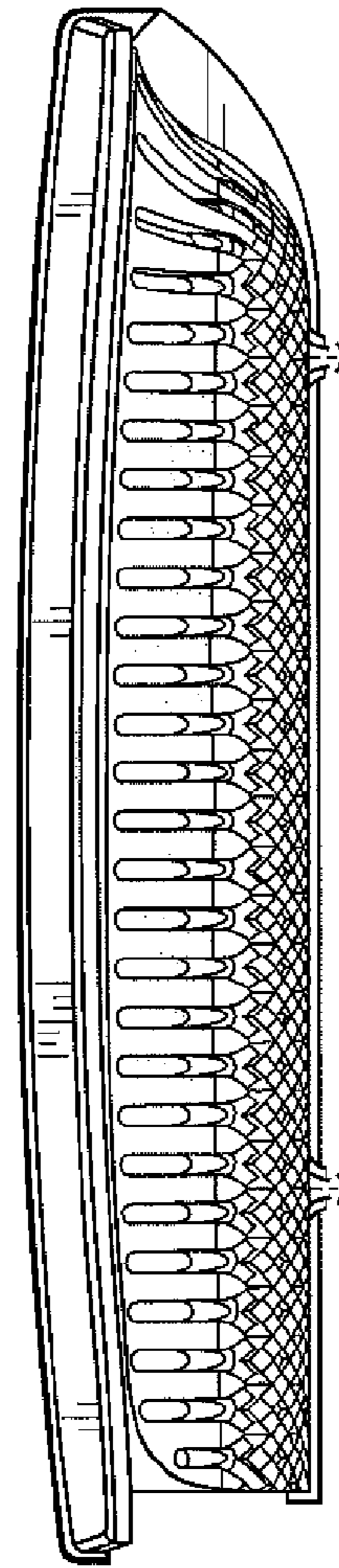


FIG. 3

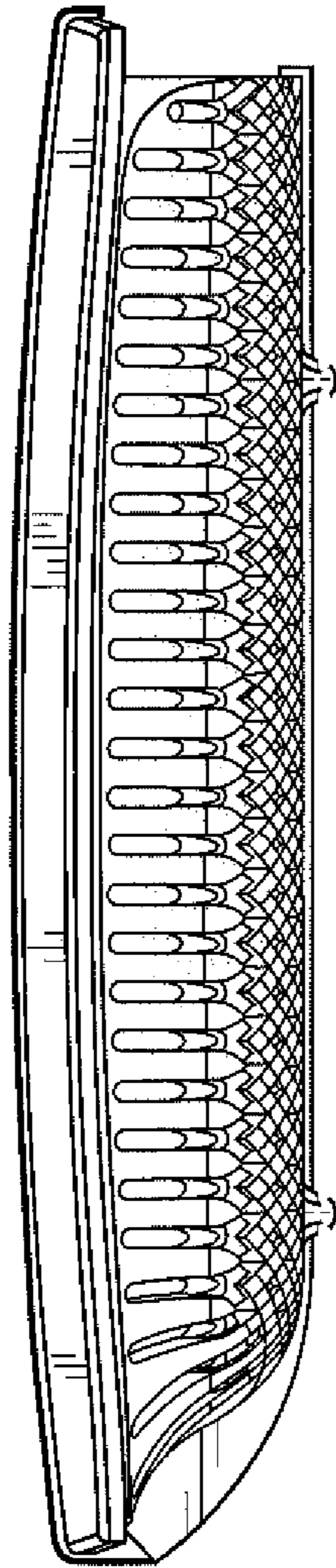


FIG. 4

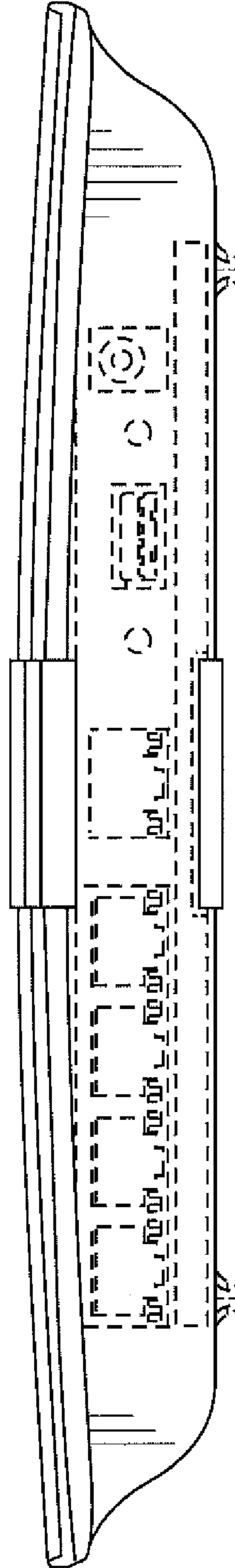


FIG. 5

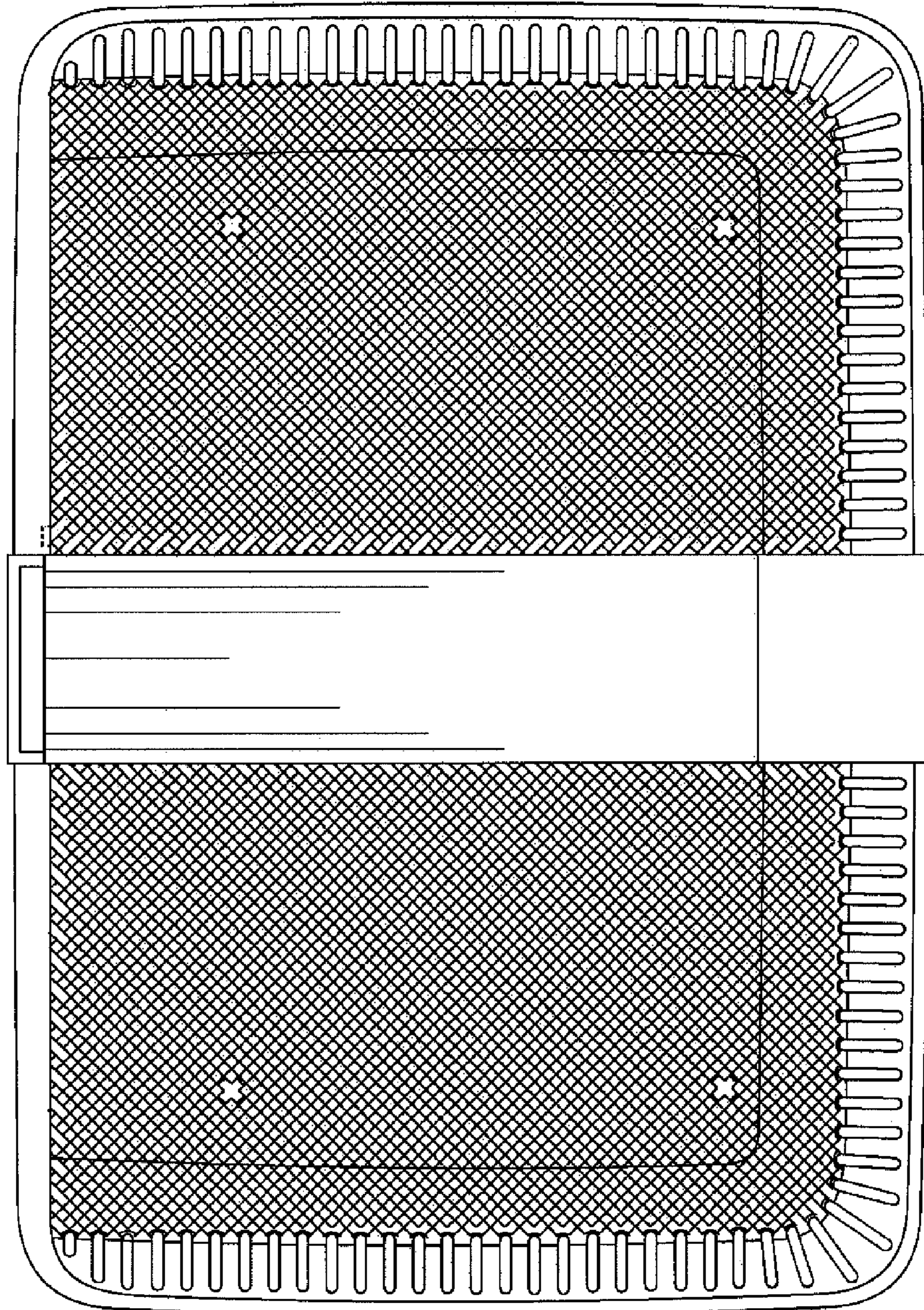


FIG. 6

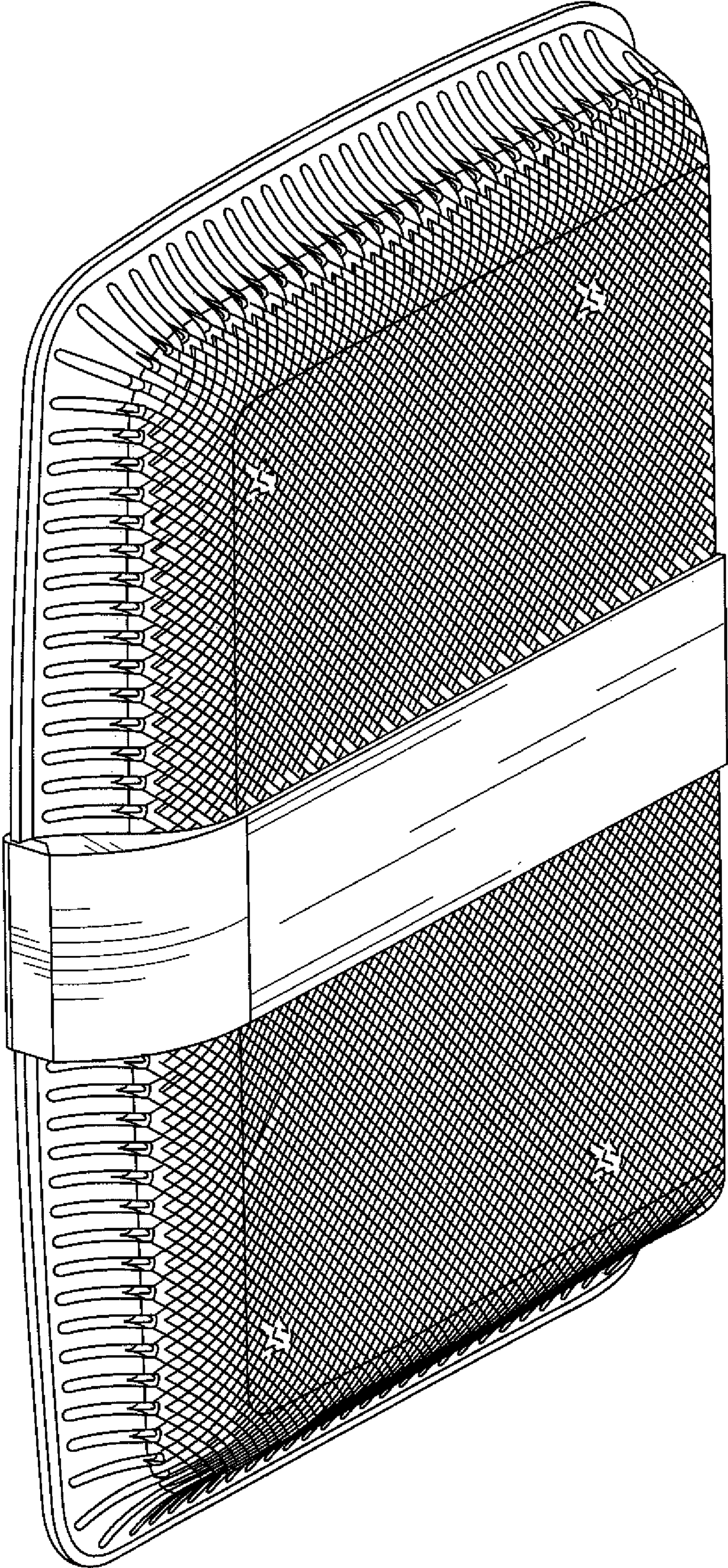


FIG. 7

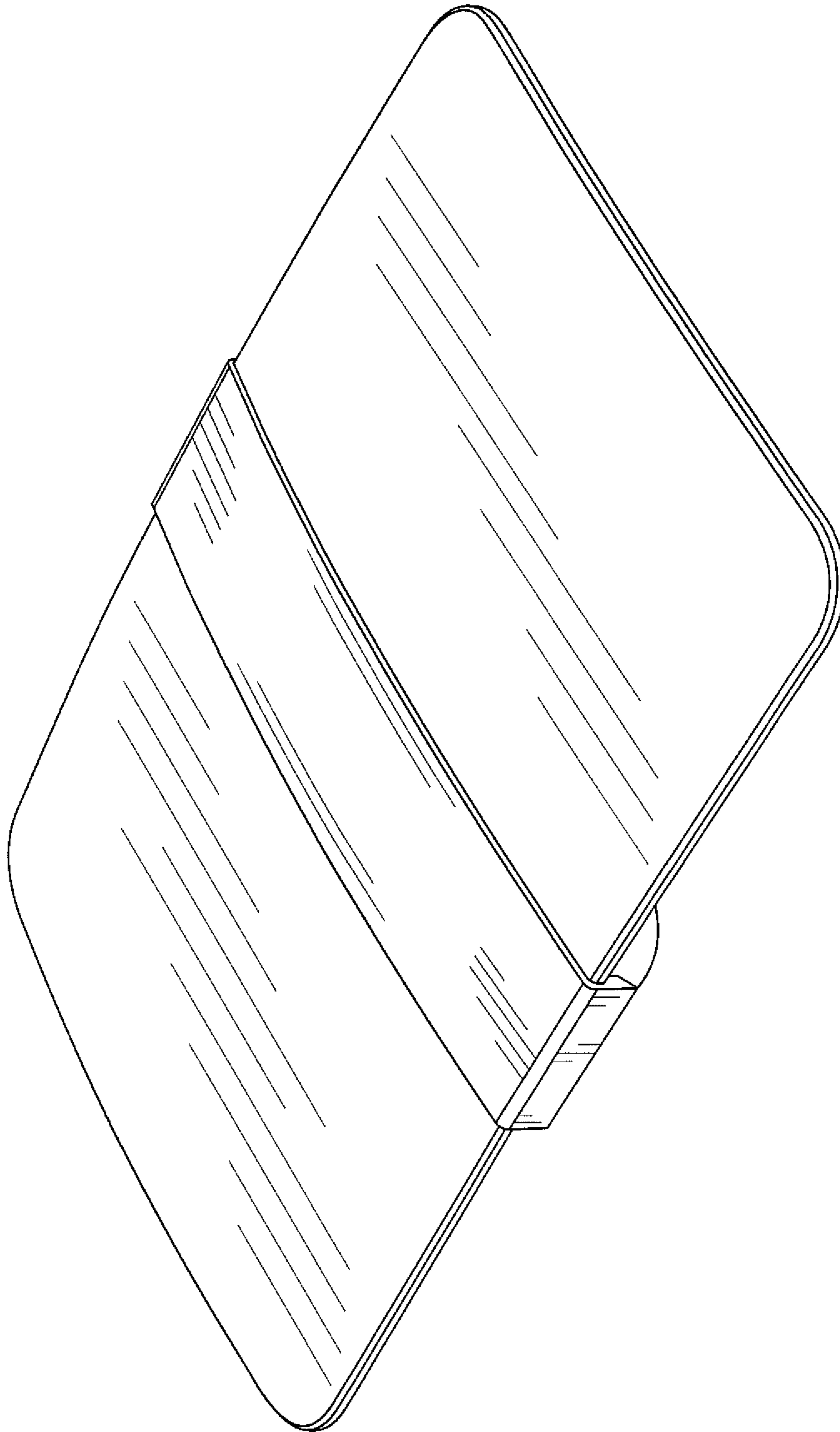


FIG. 8