

US00D695267S

(12) **United States Design Patent**
Schaal et al.

(10) **Patent No.:** **US D695,267 S**

(45) **Date of Patent:** **** *Dec. 10, 2013**

(54) **SET OF HEADPHONES**

(56) **References Cited**

(71) Applicant: **Bose Corporation**, Framingham, MA (US)

U.S. PATENT DOCUMENTS

(72) Inventors: **Nathan David Schaal**, Cambridge, MA (US); **Stephen D. Boyle**, Newton, MA (US); **Adam A. Carr**, Southborough, MA (US); **Kevin M. Krauss**, Sudbury, MA (US); **Michael E. Laude**, Upton, MA (US); **Julie E. Tierney**, Shrewsbury, MA (US); **Robert A. Warden**, Southborough, MA (US)

D334,043	S	*	3/1993	Taniguchi et al.	D14/218
5,222,151	A	*	6/1993	Nagayoshi et al.	381/380
D469,753	S	*	2/2003	Andre et al.	D14/205
D481,377	S	*	10/2003	Eguchi	D14/223
D511,157	S	*	11/2005	Johnson	D14/223
D526,642	S	*	8/2006	Choe	D14/205
D529,901	S	*	10/2006	Ohta	D14/223
D558,735	S	*	1/2008	Carr et al.	D14/206
D582,389	S	*	12/2008	Bose et al.	D14/205
D599,779	S	*	9/2009	Ando	D14/205
D607,875	S	*	1/2010	Pedersen, II	D14/206
D637,998	S	*	5/2011	Brunner et al.	D14/205
D648,316	S	*	11/2011	Lee et al.	D14/205
8,073,181	B2	*	12/2011	Bakalos et al.	381/384
D668,632	S	*	10/2012	Enquist	D14/205
D678,242	S	*	3/2013	Von Euler	D14/205
D684,950	S	*	6/2013	Schaal et al.	D14/205
D684,953	S	*	6/2013	Schaal et al.	D14/223
D686,191	S	*	7/2013	Schaal et al.	D14/205

(73) Assignee: **Bose Corporation**, Framingham, MA (US)

(*) Notice: This patent is subject to a terminal disclaimer.

* cited by examiner

(**) Term: **14 Years**

Primary Examiner — Paula Greene

(21) Appl. No.: **29/454,941**

(57) **CLAIM**

The ornamental design for a set of headphones, substantially as shown and described.

(22) Filed: **May 15, 2013**

DESCRIPTION

Related U.S. Application Data

(62) Division of application No. 29/426,761, filed on Jul. 10, 2012, now Pat. No. Des. 684,950.

(51) **LOC (9) Cl.** **14-01**

(52) **U.S. Cl.**
USPC **D14/205; D14/223**

(58) **Field of Classification Search**
USPC D14/205, 223; 181/129, 130, 135;
379/430, 431; 381/380, 381; 455/90.3,
455/575.1

FIG. 1 is a perspective view of a set of headphones as seen from the front, bottom, and left side;
FIG. 2 is a front view thereof;
FIG. 3 is a back view thereof;
FIG. 4 is a right side view thereof;
FIG. 5 is a left side view thereof;
FIG. 6 is a top end view thereof; and,
FIG. 7 is a bottom end view thereof.

The dotted line portions of the drawings represent environmental structure only and do not form part of the claimed design.

See application file for complete search history.

1 Claim, 4 Drawing Sheets



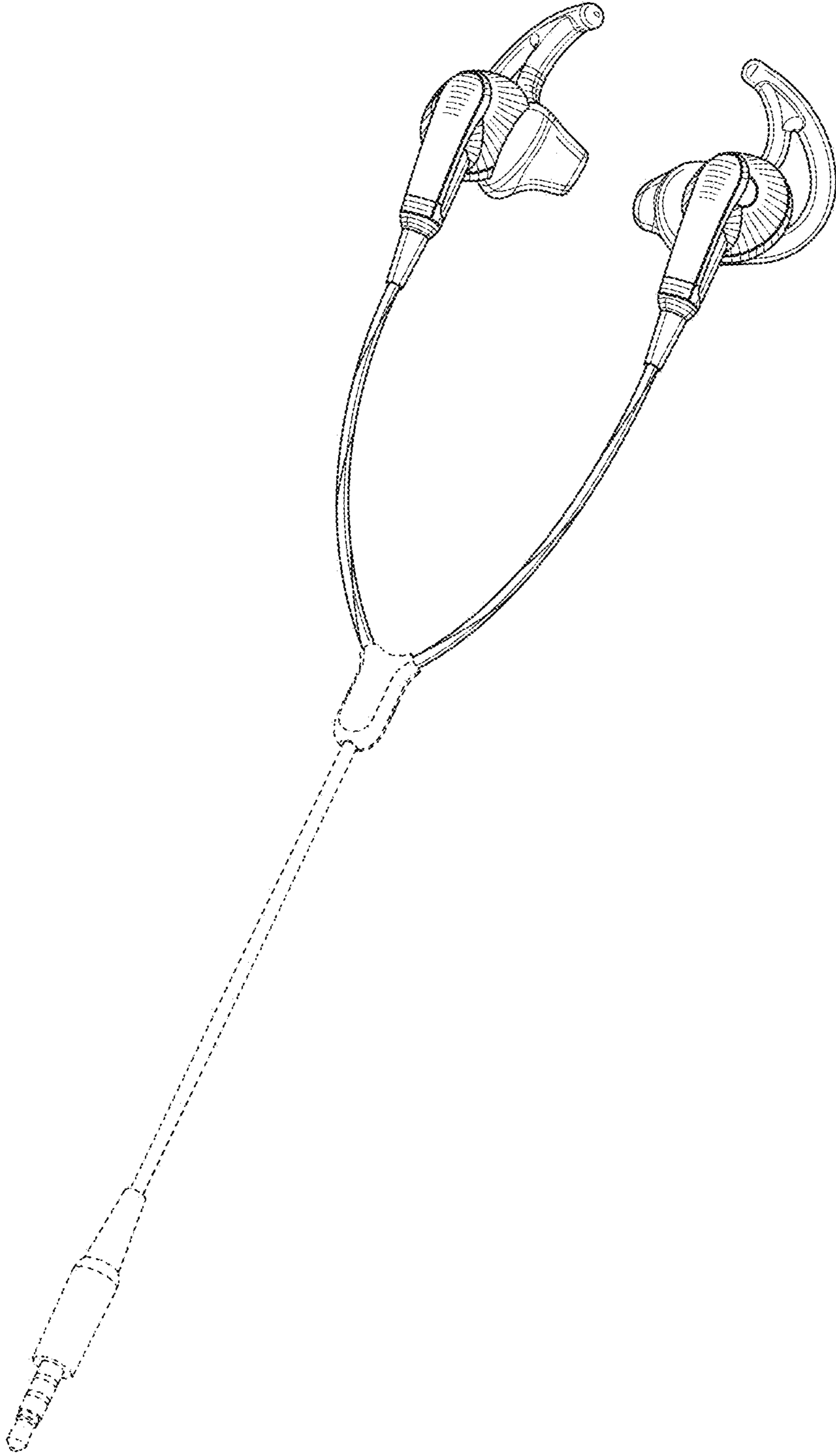


FIG. 1

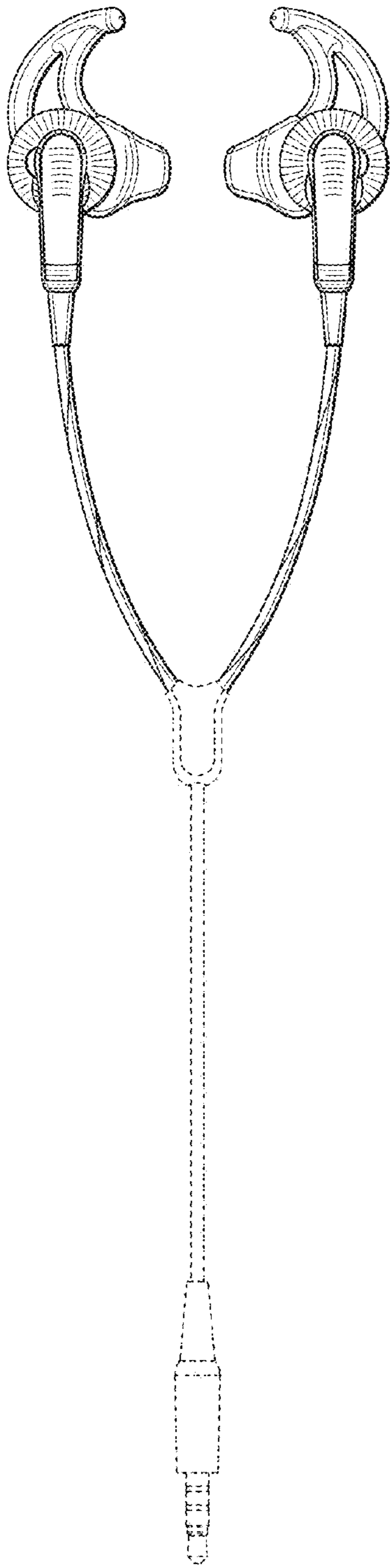


FIG. 2

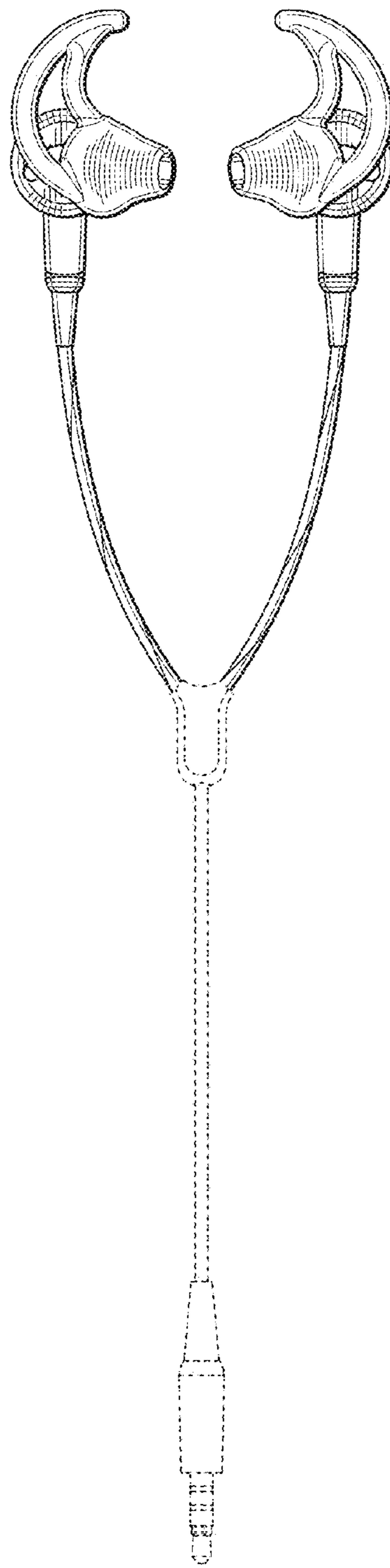


FIG. 3

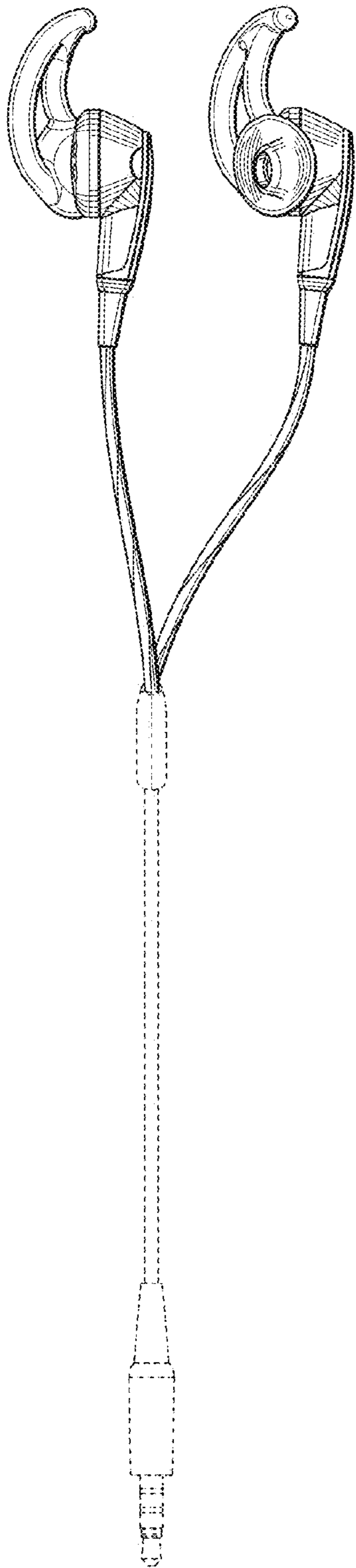


FIG. 4

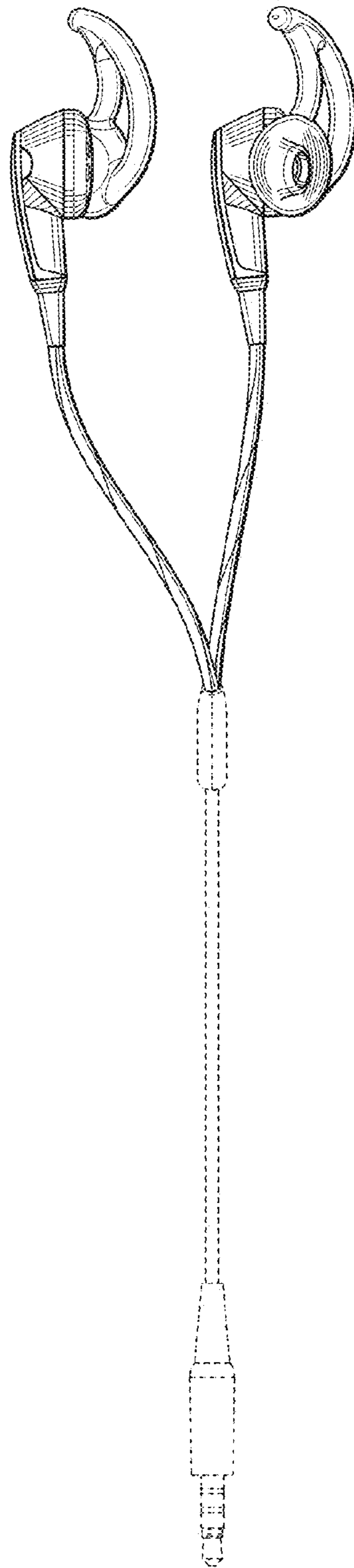


FIG. 5

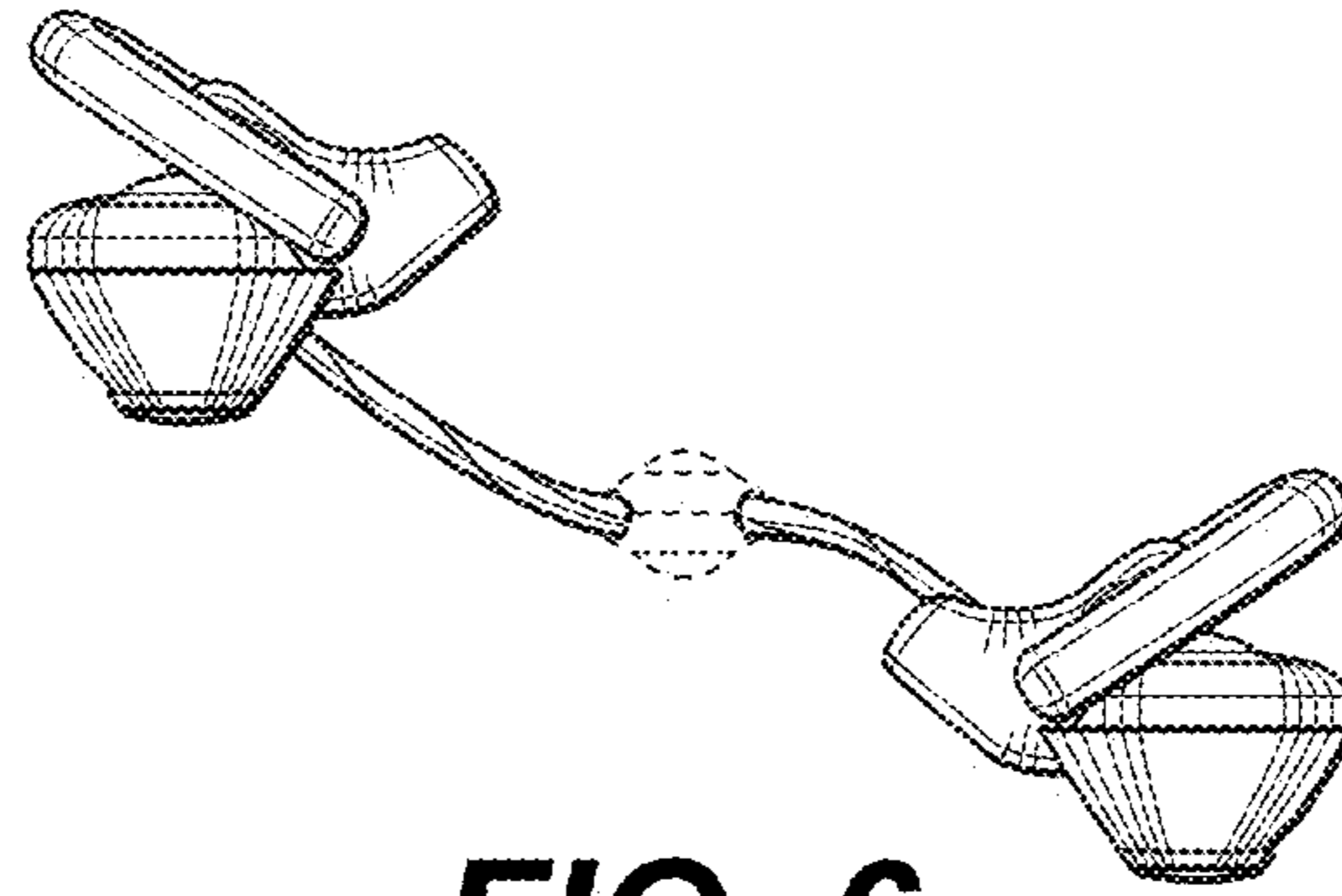


FIG. 6

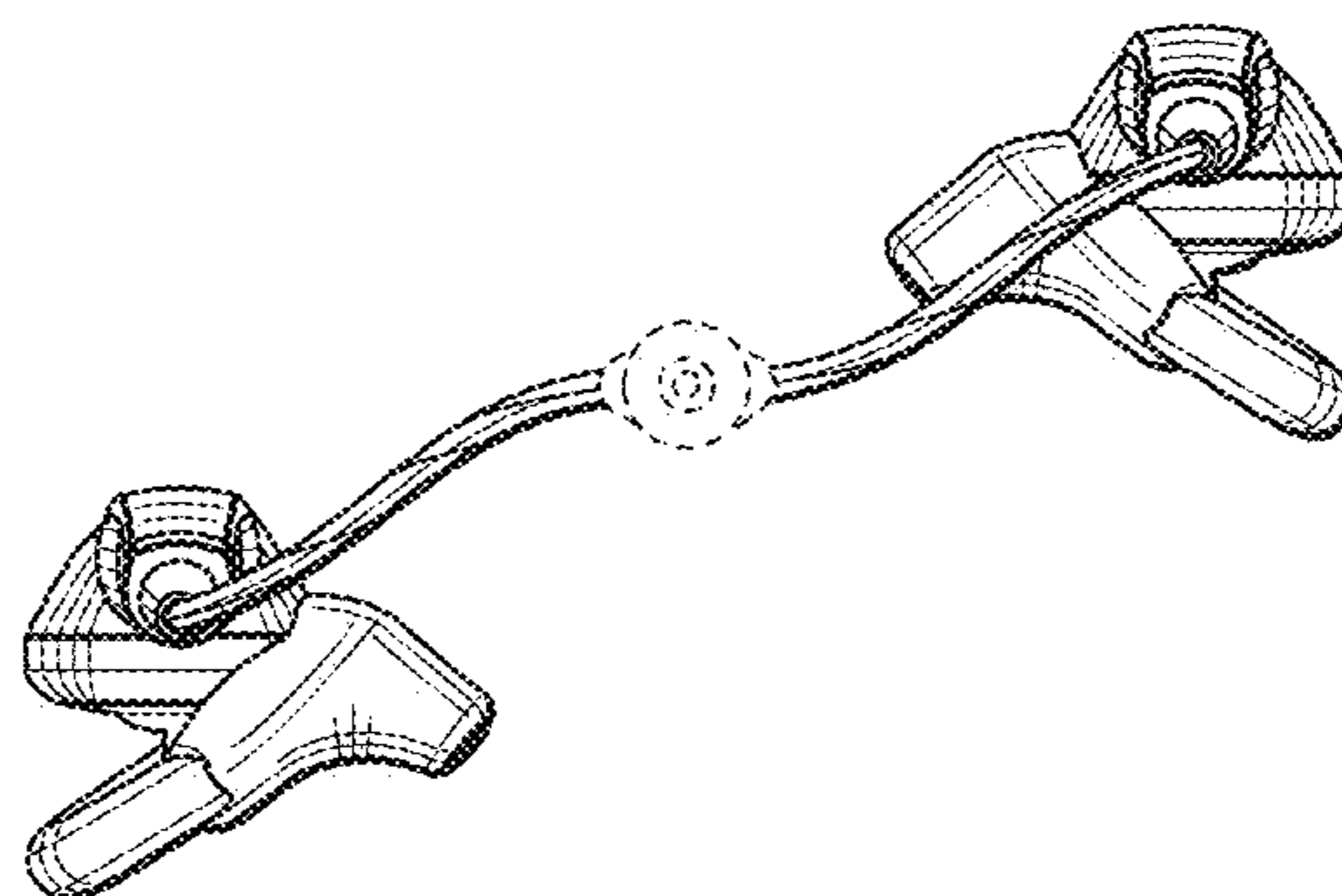


FIG. 7